

May 23, 2016

*The Honorable Commissioners' Court  
Wilson County  
Floresville, TX 78114*

*Honorable Members of the Court:*

*In compliance with Article 114.026 of the Local Government Code, and also in compliance with House Bill 2459, Public Funds Investment Act, this monthly report and investment report for the month ending March 31, 2016 is submitted for your review for the recording in the minutes of the court.*

*The investments have been made in compliance with Wilson County's investment policy. It will be the objective of the county to earn the maximum rate of return allowed on its investments within policies imposed by its safety and liquidity objectives.*

*In accordance with House Bill 2459, Wilson County has diversified its portfolio. The total balance of all funds is \$16,470,185.70 Wilson County has 0.10 % in Cash Management Accounts, 0.03% Certificates of Deposits, 0.72% in Texpool, and 0.15% in Texas Class. The deposits and withdrawals of the accounts are listed on the following pages.*

*Investments are made with the intention of holding to maturity, but with the ability to liquidate should funds be needed. Total interest earned for the month ending March 31, 2016 is \$4,625.49. The average rate of return for the month being 0.40%.*

*It is an honor for me, as your County Treasurer to serve the Court and the citizens as the Certified Investment Officer for Wilson County.*

*Respectfully Submitted,*



*Jan Hartl*

*Wilson County Treasurer*

ACCOUNT NUMBER AND TITLE	STARTING BALANCE	DEBIT BALANCE	CREDIT BALANCE	ENDING BALANCE
12-010-010 CASH IN BANK GENERAL FUND	2,442,343.14-	904,060.18	902,445.32	2,440,728.28-
20-010-010 CASH IN BANK LOOSE ACCT	20,937.24	5,732.16	0.00	26,669.40
21-010-010 R&B #1 CASH IN BANK	636,932.85	72,631.43	33,227.69	676,336.59
22-010-010 R&B #2 CASH IN BANK	842,177.61	116,556.66	95,366.26	863,368.01
23-010-010 R & B #3 CASH IN BANK	335,231.06	90,429.88	84,087.30	341,573.64
24-010-010 R&B #4 CASH IN BANK	565,957.95	109,753.67	97,347.11	578,364.51
25-010-010 TOTAL CASH IN BANK CIVIL FEES REPOR	5,443.09	7,172.60	0.00	12,615.69
26-010-010 CASH COURTHOUSE SECURITY	137,945.92	2,629.11	15,434.07	125,140.96
29-010-010 PUBLIC HEALTH & SAFETY CASH IN BANK	0.00	0.00	0.00	0.00
30-010-010 SHERIFFS SALE	45,367.59	0.00	0.00	45,367.59
31-010-010 ESTRAY CASH IN BANK	6,761.44	0.00	0.00	6,761.44
33-010-010 E & O CASH IN BANK	1,190.50-	315.00	0.00	875.50-
34-010-010 LIBRARY CASH IN BANK	376,618.23	23,641.90	26,250.14	374,009.99
36-010-010 JURY CASH IN BANK	8,115.45	820.00	360.00	8,575.45
37-010-010 CASH IN BANK - STATE COURT COST & F	4,100.58	1,742.91	4,100.58	1,742.91
39-010-010 SUBDIVISION CASH IN BANK	44,159.62	200.00	537.50	43,822.12
40-010-010 RECORDING FEE CASH N BANK	550,147.74	16,124.60	3,216.40	563,055.94
42-010-010 CASH CHILD ABUSE FUND	0.00	0.00	0.00	0.00
43-010-010 CASH PRETRIAL INTERV PROGRAM FUND	0.00	0.00	0.00	0.00
44-010-010 J.P.TECH CASH IN THE BANK	42,333.19	1,510.08	124.77	43,718.50
46-010-010 O.C. HOLDING ACCOUNT-CASH IN BANK	42,625.00	0.00	14,375.00	28,250.00
50-010-010 COUNTY TIF GRANT	309,216.49-	0.00	37,521.26	346,737.75-
51-010-010 FEMA 4223 DR TX BANK	108,041.95-	0.00	103,312.02	211,353.97-
54-010-010 CASH IN BANK - HOT CHECK HOLDING	0.00	2,874.10	2,874.10	0.00
57-010-010 J.P. HOLDING ACCOUNT CASH IN BANK	236,228.65	193,687.90	231,413.03	198,503.52
59-010-010 CASH IN BANK - INMATE PH	18,530.10	1,518.67	497.65	19,551.12
62-010-010 CASH IN BANK-COMMUNITY ECONOMIC DEV	1,895.59	0.00	0.00	1,895.59
63-010-010 COUNTY CLERK TECH - CASH IN BANK	730.00	99.00	0.00	829.00
64-010-010 JUV CASE MGT FUND - CASH IN BANK	45.00	15.00	0.00	60.00
GROUP-TOTAL	1,061,491.82	1,551,514.85	1,652,490.20	960,516.47
REPORT TOTAL	1,061,491.82	1,551,514.85	1,652,490.20	960,516.47

## Pledge Report by Maturity Date

### Pledge V: WILSON COUNTY

As of 03/31/16  
Page 73

SouthTrust Bank  
George West, TX

Safetkeeping	Code	Cusip	ID #	Current Face	Original Face	Description	ASC	Moody / S&P	Coupon	Maturity	Book Value	Fair Value
160074472	1001	9151374Z3	100745	1,030,000.00	1,030,000.00	UNIVERSITY TX UNIV REV TAXABLE (MAR	AFS	Aaa / A-A	3.076	08/15/2016	1,035,035.34	1,039,094.90
160067759	1001	3135XY2H7	100651	131,116.19	1,000,000.00	FHLB 5K-2017 1 MTHLY-20TH	AFS		2.900	04/20/2017	132,001.32	132,632.22
160071933	1001	642577M29	100719	275,000.00	275,000.00	NEW BRAUNFELS TX UTIL AGC QTEO PRE-1	AFS	Aa2 / AA	4.000	07/01/2017	277,310.98	285,941.78
154059153	1001	796242Q46	100701	1,000,000.00	1,000,000.00	SAN ANTONIO TX ARPT SYS REV AGM TAXI	AFS	A1 / AA	4.408	07/01/2017	1,000,000.00	1,040,340.00
160067996	1001	385082HR8	100658	475,000.00	475,000.00	GRANBURY TX UTIL SYS REV AGM QTEO	AFS	NR / AA	3.500	09/15/2017	478,719.96	491,672.26
154073194	1001	549188Q79	100912	2,000,000.00	2,000,000.00	LUBBOCK TX REF GO TAXABLE	AFS	Aa2 / A-A+	1.230	02/15/2018	2,000,000.00	1,999,680.00
154072238	1001	723002LA7	100893	1,075,000.00	1,075,000.00	PINE TREE TX ISD REF GO PSF QTEO	AFS	NR / A-A-	3.500	02/15/2018	1,123,972.50	1,127,788.61
160057434	1001	31294KX17	100570	94,292.57	2,650,000.00	FILMC E #1590	AFS		5.000	02/01/2019	93,577.18	96,920.88
154073193	1001	549188Q26	100911	1,000,000.00	1,000,000.00	LUBBOCK TX REF GO TAXABLE	AFS	Aa2 / A-A+	1.460	02/15/2019	1,000,000.00	997,390.00
160045840	1001	3128MMAG8	100515	47,402.03	1,425,000.00	FILMC G #18006	AFS		5.500	08/01/2019	47,194.03	49,198.14
160069832	1001	016176FC8	100892	285,000.00	285,000.00	ALICE TX WTR AUTH REF GO AGM QTEO	AFS	A1 / AA	5.000	08/15/2019	303,624.99	317,511.38
160072529	1001	31397QC22	100721	480,305.30	2,000,000.00	FNII 17-CJ MTHLY-25TH	AFS		2.750	09/25/2021	481,832.41	488,396.81
237003937	1001	41421QGH4	100998	240,000.00	240,000.00	HARRIS CNTY TX MUD #106 REF GO AGM Q	AFS	NR / AA	3.500	09/01/2021	254,928.25	254,982.80
160074915	1001	3136A0P35	100758	327,625.87	1,000,000.00	FNR 2011 \$6-DB MTHLY-25TH	AFS		1.500	09/25/2021	326,889.57	326,087.41
160059301	1001	31371LMH9	100585	172,291.95	2,800,000.00	FNMMA #255160	AFS		5.500	03/01/2024	175,897.04	189,687.95
154064655	1001	3137AH4V7	100790	350,460.35	1,000,000.00	FELMC 3936-KC MTHLY-15TH	AFS		1.500	03/15/2026	348,924.32	348,224.20
154066643	1001	3137ALHM4	100823	422,916.26	1,000,000.00	FHR 3998-KG MTHLY-15TH	AFS		2.000	11/15/2026	425,708.64	424,228.73
154067353	1001	3137APFN5	100830	554,304.40	1,000,000.00	FHR 4029-LA MTHLY-15TH	AFS		2.000	01/15/2027	558,412.77	557,213.06
154066456	1001	3137ALSN0	100817	431,951.64	1,000,000.00	FELMC 3996-BA MTHLY-15TH	AFS		1.500	02/15/2027	431,759.09	427,206.16
154066895	1001	3136A5TK2	100827	391,771.13	1,000,000.00	FNIE 33-CD MTHLY-25TH	AFS		2.000	03/25/2027	393,418.02	392,697.49
160078781	1001	3136A6AA2	100831	454,353.13	1,000,000.00	FNR 2012 52-DA MTHLY-25TH	AFS		2.000	05/25/2027	456,423.97	455,053.54
154068210	1001	3137AREY8	100835	525,226.50	1,000,000.00	FHR 4066-MG MTHLY-15TH	AFS		1.500	06/15/2027	522,995.63	517,899.38
160088034	1001	3138M3HU0	100948	1,500,406.83	2,500,000.00	FNMMA #AP4742	AFS		2.500	08/01/2027	1,514,310.25	1,536,979.25
154073464	1001	3137AVEA0	100848	1,112,967.02	2,000,000.00	FHR 4120-NC MTHLY-15TH	AFS		1.500	10/15/2027	1,119,280.63	1,102,286.22
154063858	1001	3137AWUQ6	100914	622,457.13	1,000,000.00	FHR 4145-LC MTHLY-15TH	AFS		1.500	12/15/2027	624,191.09	614,104.86
154071937	1001	3136AABF8	100849	664,615.11	1,000,000.00	FNR 2012 129-GD MTHLY-25TH	AFS		1.500	12/25/2027	668,984.37	654,900.66
160084831	1001	3136ABU24	100870	645,193.83	1,000,000.00	FNR 2013 7-AD MTHLY-25TH	AFS		1.500	02/25/2028	648,649.70	636,099.43
154063858	1001	3136ADENS	100900	606,896.39	1,000,000.00	FNR 2013 36-JC MTHLY-25TH	AFS		1.250	04/25/2028	606,600.71	594,166.63
			100770	550,153.42	1,000,000.00	FILMC 3925-ID MTHLY-15TH	AFS		2.500	01/15/2041	555,021.74	560,647.63
			Items 29	17,466,607.05	34,755,000.00				2.303		17,605,664.50	17,659,032.38

\*=Prerefunded N=New Purchase S=Sold C=Called M=Matured O=Paid Off D=In Default C=SunK T=Put  
Note: Refer to the U.S. Government and Agency Ratings report for ratings on treasury, agency and pass-thru securities.

**Finsor**  
  
 (210) 224-5492  
 (210) 224-8787  
 106 S. St. Mary's Street, Suite 600, San Antonio, Texas 78205-3607

## II. Pledge & Safekeeping Reports

ACCOUNT NUMBER AND TITLE	STARTING BALANCE	DEBIT BALANCE	CREDIT BALANCE	ENDING BALANCE
65-010-165 FEDERAL SEIZURE HOLD CASH IN BANK	32,600.78	4,198.84	2,360.00	34,439.62
GROUP-TOTAL	32,600.78	4,198.84	2,360.00	34,439.62
66-010-166 CASH IN BANK - CONSTRUCTION WORKING	179.94	249,000.00	246,010.90	3,169.04
GROUP-TOTAL	179.94	249,000.00	246,010.90	3,169.04
67-010-167 CASH IN BANK - BOND INTEREST & SINK	90,701.11	39,713.17	0.00	130,414.28
GROUP-TOTAL	90,701.11	39,713.17	0.00	130,414.28
68-010-168 CASH IN BANK - HEALTH TRUST	0.00	0.00	0.00	0.00
GROUP-TOTAL	0.00	0.00	0.00	0.00
72-010-172 FEDERAL SEIZURE CASH IN BANK	498.41	0.00	0.00	498.41
GROUP-TOTAL	498.41	0.00	0.00	498.41
76-010-176 CASH IN BANK CREDIT CARD CLEARING	44,621.92	47,733.03	0.00	92,354.95
GROUP-TOTAL	44,621.92	47,733.03	0.00	92,354.95
81-010-181 HELROBQUE INTER & SINK CASH IN BANK	9,265.56	513.03	0.00	9,778.59
GROUP-TOTAL	9,265.56	513.03	0.00	9,778.59
83-010-183 COUNTRY ACRES INT&SK FD CASH IN BAN	6,384.41	1,699.75	0.00	8,084.16
GROUP-TOTAL	6,384.41	1,699.75	0.00	8,084.16
86-010-186 WOODVALLEY ACRES CASH IN BANK I&S	65,518.10	1,407.62	0.00	66,925.72
GROUP-TOTAL	65,518.10	1,407.62	0.00	66,925.72
90-010-190 4TH COURT OF APPEALS CASH IN BANK	899.80	295.00	0.00	1,194.80
GROUP-TOTAL	899.80	295.00	0.00	1,194.80
93-010-193 ST TAX ACCT CASH IN BANK	43,524.29	41,587.77	40.00	85,072.06
GROUP-TOTAL	43,524.29	41,587.77	40.00	85,072.06
95-010-195 LAW LIBRARY CASH IN BANK	72,170.91	1,640.00	665.18	73,145.73
GROUP-TOTAL	72,170.91	1,640.00	665.18	73,145.73
96-010-196 CO ATTY ACCT CASH IN BANK	29,660.64	365.00	0.00	30,025.64
GROUP-TOTAL	29,660.64	365.00	0.00	30,025.64
97-010-197 CIVIL PREPAR CASH IN BANK	110,310.14	4,425.00	649.99	114,085.15
GROUP-TOTAL	110,310.14	4,425.00	649.99	114,085.15
99-010-199 LANDFILL CASH IN BANK	14,579.62	0.00	0.00	14,579.62
GROUP-TOTAL	14,579.62	0.00	0.00	14,579.62

REPORT TOTAL

520,915.63

392,578.21

249,726.07

663,767.77

ACCOUNT NUMBER AND TITLE	STARTING BALANCE	DEBIT BALANCE	CREDIT BALANCE	ENDING BALANCE
12-025-075 TEXPOOL INVESTMENTS	11,842,772.46	0.00	0.00	11,842,772.46
GROUP-TOTAL	11,842,772.46	0.00	0.00	11,842,772.46
12-025-090 INVESTMENT IN CD #30668	200,000.00	0.00	0.00	200,000.00
GROUP-TOTAL	200,000.00	0.00	0.00	200,000.00
65-010-075 FEDERAL SEIZURE CD #30311	1,939.21	0.00	0.00	1,939.21
GROUP-TOTAL	1,939.21	0.00	0.00	1,939.21
66-010-075 CASH IN BANK - TEXAS CLASS	2,753,914.38	1,196.83	249,000.00	2,506,111.21
GROUP-TOTAL	2,753,914.38	1,196.83	249,000.00	2,506,111.21
80-010-075 JACKSON MEM PARK CD #30461	15,465.55	0.00	0.00	15,465.55
GROUP-TOTAL	15,465.55	0.00	0.00	15,465.55
88-010-076 DEWEES REM HOUSE CD #31515	8,755.16	0.00	0.00	8,755.16
GROUP-TOTAL	8,755.16	0.00	0.00	8,755.16
95-010-075 LAW LIBRARY CD #30030	25,621.07	3.16	0.00	25,624.23
GROUP-TOTAL	25,621.07	3.16	0.00	25,624.23
97-010-075 CIVIL PREPARENESS CD #30434	234,057.93	38.48	0.00	234,096.41
GROUP-TOTAL	234,057.93	38.48	0.00	234,096.41
99-010-075 LANDFILL CD #31049	8,060.94	0.00	0.00	8,060.94
GROUP-TOTAL	8,060.94	0.00	0.00	8,060.94
99-010-076 LANDFILL CD#30619	3,076.29	0.00	0.00	3,076.29
GROUP-TOTAL	3,076.29	0.00	0.00	3,076.29
REPORT TOTAL	15,093,662.99	1,238.47	249,000.00	14,845,901.46

Wilson County  
Investment Type CD  
MARCH 2016

CERTIFICATES OF DEPOSIT

DESCRIPTION	CD #	ORIGINATION DATE	ORIGINATION AMOUNT	MATURITY DATE	INTEREST PAYS	INTEREST RATE	CONTRIBUTION AMOUNT	WITHDRAWAL AMOUNT	INTEREST PAID	ENDING BOOK BALANCE
General Funds	30668	08/11/10	\$200,000.00	03/01/16	Monthly	0.15%		\$93.42	\$93.42	\$200,000.00
Sheriff Seizure Acct	30311	11/16/08	\$1,939.21	11/15/16	Yearly	0.45%				\$1,939.21
Jackson Memorial Fund	31509	05/20/11	\$15,465.55	05/18/16	Yearly	0.65%				\$15,465.55
Country Acres Interest & Sinking	30271	12/12/13	\$1,607.65	03/22/16	Monthly	0.15%		\$1,607.85	\$0.20	\$0.00
Dewees Remschel House	31515	11/18/13	\$8,755.16	06/12/16	Yearly	0.45%				\$8,755.16
Law Library	30030	11/11/08	\$25,621.07	03/04/16	Monthly	0.15%			\$3.16	\$25,624.23
Civil Preparedness	30434	04/17/09	\$234,057.93	03/11/16	Monthly	0.20%			\$38.48	\$234,096.41
Landfill	31049	05/17/11	\$8,060.94	08/25/16	Yearly	0.45%				\$8,060.94
Landfill	30619	03/23/10	\$3,076.29	02/20/16	6 months	0.35%				\$3,076.29
Totals			\$499,583.80			0.37%			\$135.26	\$497,017.79

INVESTMENT POOL - TEXPOOL

DESCRIPTION	INTEREST PAYS	INTEREST RATE	BEGINNING PRINCIPAL	CONTRIBUTION AMOUNT	WITHDRAWAL AMOUNT	MONTHLY INTEREST PAID	ENDING BOOK VALUE
449/7880600001	Monthly	0.3273%	\$11,842,772.46	\$0.00	\$3,291.90	\$3,291.90	\$11,842,772.46

CLASS - WILSON COUNTY COUNSTRUCTION WORKING ACCOUNT

DESCRIPTION	INTEREST PAYS	INTEREST RATE	BEGINNING PRINCIPAL	CONTRIBUTION AMOUNT	WITHDRAWAL AMOUNT	MONTHLY INTEREST PAID	ENDING BOOK VALUE
TX-01-0499-0001 Construction Acct	Monthly	0.52%	\$2,753,914.38	\$0.00	\$249,000.00	\$1,196.83	\$2,506,111.21

Total Investments

\$14,845,901.46



*Welcome to*  
**TexConnect**

Deposit	Withdrawal	Transfer	Multi Transaction	Vendor Payment	Maintenance
Reports	Report Scheduler	Report Access	Statements	Inquiry	Change Location
Help / Contact Us			Update Profile		Logout

### Pool Information

Location: 78806  
Wilson County

#### TexPool

Average Monthly rate for March	0.3273%
Average Monthly Dividend Factor for March	0.000008967

<b>Information as of</b>	April 24, 2016
Daily Net Yield	0.3350%
Dividend Factor	0.000009177
7 Day Net Yield	0.33%
Daily Assets	\$15,748,180,738.52
Weighted Average Maturity	39 days
Weighted Average Life	75 days
NAV	1.00010

#### TexPool Prime

Average Monthly rate for March	0.5135%
Average Monthly Dividend Factor for March	0.000014068

<b>Information as of</b>	April 24, 2016
Daily Net Yield	0.5184%
Dividend Factor	0.000014202
7 Day Net Yield	0.51%
Daily Assets	\$2,282,844,730.37
Weighted Average Maturity	36 days
Weighted Average Life	50 days
NAV	1.00016

#### Contact Information

Participant Services	1-866-839-7665
----------------------	----------------

Performance quoted represents past performance which is no guarantee of future results. Investment return will vary. The value of an investment when redeemed may be worth more or less than the original cost. Current performance may be higher or lower than what is stated.



TEXAS COOPERATIVE LIQUID ASSETS SECURITIES SYSTEM

RATE HISTORY

Texas CLASS Rate History						
March 2016						
Date	Daily Ratio (%)	YTD Yield (%)	7-Day Yield (%)	WAM Days to Reset	WAM Days to Final	Daily Dividend
03/01	0.52	0.45	0.51	54	72	0.000014121088
03/02	0.51	0.45	0.51	53	72	0.000014016820
03/03	0.52	0.46	0.52	54	72	0.000014107454
03/04	0.52	0.46	0.52	55	74	0.000014249101
03/05	0.52	0.46	0.52	55	74	0.000014249101
03/06	0.52	0.46	0.52	55	74	0.000014249101
03/07	0.52	0.46	0.52	54	73	0.000014294991
03/08	0.53	0.46	0.52	55	74	0.000014487679
03/09	0.54	0.46	0.52	57	75	0.000014613055
03/10	0.54	0.46	0.53	57	76	0.000014719814
03/11	0.54	0.46	0.53	57	75	0.000014733006
03/12	0.54	0.46	0.53	57	75	0.000014733006
03/13	0.54	0.47	0.54	57	75	0.000014733006
03/14	0.54	0.47	0.54	54	72	0.000014753257
03/15	0.53	0.47	0.54	55	73	0.000014578741
03/16	0.55	0.47	0.54	57	75	0.000014939588
03/17	0.55	0.47	0.54	58	76	0.000015025327
03/18	0.55	0.47	0.54	58	75	0.000015016790
03/19	0.55	0.47	0.54	58	75	0.000015016790
03/20	0.55	0.47	0.55	58	75	0.000015016790
03/21	0.55	0.47	0.55	55	72	0.000015002798
03/22	0.55	0.47	0.55	57	74	0.000015074728
03/23	0.55	0.48	0.55	57	74	0.000015138224
03/24	0.56	0.48	0.55	57	74	0.000015319208
03/25	0.56	0.48	0.55	56	73	0.000015213252
03/26	0.56	0.48	0.55	56	73	0.000015213252
03/27	0.56	0.48	0.56	56	73	0.000015213252
03/28	0.56	0.48	0.56	56	72	0.000015351386
03/29	0.56	0.48	0.56	55	70	0.000015166667
03/30	0.56	0.48	0.56	57	72	0.000015246698
03/31	0.56	0.48	0.56	57	72	0.000015313164

Rates Disclaimer (<https://www.texasclass.com/rates-disclaimer>)

WILSON COUNTY, TEXAS  
SCHEDULE OF INDEBTEDNESS  
Mar-16

ROAD & BRIDGE WARRANTS 9/30/2005	SERIES UNPAID	DATE ISSUED	INTEREST RATE	TOTAL AMOUNT ORIGINAL ISSUE	TOTAL OUTSTANDING
Country Acres	1 of 15	4/11/2001	7.125%	\$58,000.00	\$6,464.18
Wood Valley	5 of 15	7/15/2004	5.25%	\$719,346.20	\$281,917.96
<b>TOTAL WARRANTS</b>				\$777,346.20	\$288,382.14
<b>LEASE PURCHASES</b>					
Precinct No. 1 John Deere Tractor	54 of 60	7/14/2015	0.000%	\$74,590.24	\$58,969.08
Precinct No. 2 Volvo Wheel Loader	0	2/25/2011	3.4500%	\$127,267.00	\$0.00
Precinct No. 2 John Deere Tractor	10 of 60	12/25/2011	3.3500%	\$46,835.34	\$7,534.31
Precinct No. 2 Caterpillar Compactor	9 of 60	2/11/2012	3.20008%	\$74,119.56	\$10,580.95
Precinct No. 3 Volvo Roller	48 of 60	12/5/2014	2.3500%	\$50,219.00	\$39,832.83
Precinct No. 3 Volvo Pneumatic Roller	48 of 60	12/5/2014	2.3500%	\$64,869.00	\$52,497.11
Precinct No. 3 Volvo Backhoe	39 of 60	6/19/2014	2.3500%	\$93,242.00	\$61,844.69
Precinct No. 4 Volvo Motor Grader	39 of 60	6/17/2014	2.3500%	\$130,056.00	\$86,262.34
Precinct No. 4 Volvo Wheel Loader	16 of 60	7/25/2012	3.0000%	\$82,050.36	\$23,095.56
<b>TOTAL LEASE PURCHASES</b>				\$586,607.90	\$340,616.87
<b>BONDED DEBT</b>					
Series 2014 Limited Tax Refunding Bond	2014	2/20/2014	2.00%	\$8,215,000.00	\$7,730,000.00
<b>GRAND TOTAL</b>				\$9,122,402.20	\$8,358,999.01

**Jan Hartl  
County Treasurer  
Wilson County**

**AFFIDAVIT  
WILSON COUNTY TREASURER'S REPORT  
FOR THE MONTH OF MARCH 2016  
REGULAR TERM**

We, the undersigned County Commissioners and County Judge of Wilson County, have compared, and examined the report of Jan Hartl, County Treasurer of Wilson County, for the month of MARCH. Finding same correct and Article 114.026 of the Local Government Code has been complied with, we have caused an order to be entered upon the minutes of Commissioners' Court meeting stating the approval of Treasurer's report by our court. The amount of cash and other amounts in the custody of the County Treasurer, Jan Hartl, for MARCH are:

WILSON COUNTY GENERAL FUNDS	960,516.47
OTHER BANK ACCOUNTS	<u>663,767.77</u>
TOTAL	1,624,284.24
INVESTMENTS:	
CERTIFICATES OF DEPOSIT	497,017.79
TEXPOOL	11,842,772.46
TEXAS CLASS	<u>2,506,111.21</u>
TOTAL	14,845,901.46
TOTAL	16,470,185.70
COMBINED INDEBTEDNESS	7,730,000.00

WITNESS our hands, officially this the 23rd day of MAY 2016

\_\_\_\_\_  
County Judge

\_\_\_\_\_  
Commissioner Prec. #1

\_\_\_\_\_  
Commissioner Prec. #3

\_\_\_\_\_  
Commissioner Prec. #2

\_\_\_\_\_  
Commissioner Prec. #4

\_\_\_\_\_  
Eva S. Martinez  
County Clerk, Wilson County

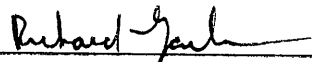
Jan Hartl  
County Treasurer  
Wilson County


AFFIDAVIT  
WILSON COUNTY TREASURER'S REPORT  
FOR THE MONTH OF MARCH 2016  
REGULAR TERM


We, the undersigned County Commissioners and County Judge of Wilson County, have compared, and examined the report of Jan Hartl, County Treasurer of Wilson County, for the month of MARCH. Finding same correct and Article 114.026 of the Local Government Code has been complied with, we have caused an order to be entered upon the minutes of Commissioners' Court meeting stating the approval of Treasurer's report by our court. The amount of cash and other amounts in the custody of the County Treasurer, Jan Hartl, for MARCH are:


WILSON COUNTY GENERAL FUNDS	960,516.47
OTHER BANK ACCOUNTS	663,767.77
TOTAL	<u>1,624,284.24</u>
INVESTMENTS:	
CERTIFICATES OF DEPOSIT	497,017.79
TEXPOOL	11,842,772.46
TEXAS CLASS	2,506,111.21
TOTAL	<u>14,845,901.46</u>
TOTAL	16,470,185.70
COMBINED INDEBTEDNESS	7,730,000.00

WITNESS our hands, officially this the 23rd day of MAY 2016

  
\_\_\_\_\_  
County Judge

  
\_\_\_\_\_  
Commissioner Prec. #1

  
\_\_\_\_\_  
Commissioner Prec. #2

  
\_\_\_\_\_  
Commissioner Prec. #3

  
\_\_\_\_\_  
Commissioner Prec. #4

\_\_\_\_\_  
Eva S. Martinez  
County Clerk, Wilson County