

August 22, 2016

*The Honorable Commissioners' Court
Wilson County
Floresville, TX 78114*

Honorable Members of the Court:

In compliance with Article 114.026 of the Local Government Code, and also in compliance with House Bill 2459, Public Funds Investment Act, this monthly report and investment report for the month ending June 30, 2016 is submitted for your review for the recording in the minutes of the court.

The investments have been made in compliance with Wilson County's investment policy. It will be the objective of the county to earn the maximum rate of return allowed on its investments within policies imposed by its safety and liquidity objectives.

In accordance with House Bill 2459, Wilson County has diversified its portfolio. The total balance of all funds is \$14,206,807.84 Wilson County has 0.10% in Cash Management Accounts, 0.03% Certificates of Deposits, 0.76% in Texpool, and 0.11% in Texas Class. The deposits and withdrawals of the accounts are listed on the following pages.

Investments are made with the intention of holding to maturity, but with the ability to liquidate should funds be needed. Total interest earned for the month ending June 30, 2016 is \$4,546.73. The average rate of return for the month being 0.44%.

It is an honor for me, as your County Treasurer to serve the Court and the citizens as the Certified Investment Officer for Wilson County.

Respectfully Submitted,



*Jan Hartl
Wilson County Treasurer*

ACCOUNT NUMBER AND TITLE	STARTING BALANCE	DEBIT BALANCE	CREDIT BALANCE	ENDING BALANCE
12-010-010 CASH IN BANK GENERAL FUND	2,333,269.12-	585,468.49	988,549.46	2,736,350.09-
20-010-010 CASH IN BANK LEOSE ACCT	26,669.40	0.00	0.00	26,669.40
21-010-010 R&B #1 CASH IN BANK	724,128.04	36,317.04	146,529.39	613,915.69
22-010-010 R&B #2 CASH IN BANK	746,463.42	41,876.75	140,098.65	648,241.52
23-010-010 R & B #3 CASH IN BANK	374,268.75	31,582.45	98,946.91	306,904.29
24-010-010 R&B #4 CASH IN BANK	585,137.00	88,488.05	132,141.72	541,483.33
25-010-010 TOTAL CASH IN BANK CIVIL FEES REPOR	8,351.89	5,492.80	0.00	13,844.69
26-010-010 CASH COURTHOUSE SECURITY	102,407.31	2,908.64	13,886.66	91,429.29
29-010-010 PUBLIC HEALTH & SAFETY CASH IN BANK	0.00	0.00	0.00	0.00
30-010-010 SHERIFFS SALE	52,554.81	0.00	35,886.90	16,667.91
31-010-010 ESTRAY CASH IN BANK	6,401.44	0.00	0.00	6,401.44
33-010-010 E & O CASH IN BANK	55.50-	240.00	0.00	184.50
34-010-010 LIBRARY CASH IN BANK	341,588.02	9,892.07	26,832.63	324,647.46
36-010-010 JURY CASH IN BANK	7,513.56	221.43	1,870.90	5,864.09
37-010-010 CASH IN BANK - STATE COURT COST & F	3,243.16	0.00	3,243.16	0.00
39-010-010 SUBDIVISION CASH IN BANK	46,549.62	500.00	2,790.00	44,259.62
40-010-010 RECORDING FEE CASH N BANK	608,716.10	17,076.00	4,143.65	621,648.45
42-010-010 CASH CHILD ABUSE FUND	0.00	0.00	0.00	0.00
43-010-010 CASH PRETRIAL INTERV PROGRAM FUND	500.00	1,550.00	0.00	2,050.00
44-010-010 J.P.TECH CASH IN THE BANK	46,928.83	1,807.24	203.96	48,532.11
46-010-010 O.C. HOLDING ACCOUNT-CASH IN BANK	28,250.00	0.00	0.00	28,250.00
50-010-010 COUNTY TIF GRANT	201,370.50-	274,973.35	45,684.49	27,918.36
51-010-010 FEMA 4223 DR TX BANK	254,020.11-	0.00	8,835.76	262,855.87-
54-010-010 CASH IN BANK - HOT CHECK HOLDING	0.00	2,884.82	2,884.82	0.00
57-010-010 J.P. HOLDING ACCOUNT CASH IN BANK	150,171.60	220,886.23	203,262.64	167,795.19
59-010-010 CASH IN BANK - INMATE PH	22,986.91	2,489.33	13,458.75	12,017.49
62-010-010 CASH IN BANK-COMMUNITY ECONOMIC DEV	1,895.59	0.00	0.00	1,895.59
63-010-010 COUNTY CLERK TECH - CASH IN BANK	1,141.00	90.00	0.00	1,231.00
64-010-010 JUV CASE MGT FUND - CASH IN BANK	80.00	10.00	0.00	90.00
GROUP-TOTAL	1,097,231.22	1,324,754.69	1,869,250.45	552,735.46
REPORT TOTAL	1,097,231.22	1,324,754.69	1,869,250.45	552,735.46

Pledge Report by Maturity Date
Pledge V: WILSON COUNTY

Safekeeping Code	Cusip	ID #	Current Face	Original Face	Description	Moody / S&P	Coupon	Maturity	Book Value	Fair Value
160074472	1001	100745	1,030,000.00	1,030,000.00	UNIVERSITY TX UNIV REV TAXABLE (MAR AFS	Aaa / AAA	3.076	08/15/2016	1,031,653.40	1,033,059.10
160067759	1001	100651	123,588.03	1,000,000.00	FHLB 5K-2017 1 MTHLY-20TH AFS	Aa2 / AA	2.900	04/20/2017	124,244.11	124,746.67
160071933	1001	100719	275,000.00	275,000.00	NEW BRAUNFELS TX UTIL AGC QTEO PRE-1 AFS	Aa2 / AA	4.000	07/01/2017	276,848.78	283,707.04
154059153	1001	100701	1,000,000.00	1,000,000.00	SAN ANTONIO TX ARPT SYS REV AGM TAX. AFS	A1 / AA	4.408	07/01/2017	1,000,000.00	1,033,860.00
160067996	1001	100658	475,000.00	475,000.00	GRANBURY TX UTIL SYS REV AGM QTEO AFS	Nr / AA	3.500	09/15/2018	478,081.04	489,112.71
154073194	1001	100912	2,000,000.00	2,000,000.00	LUBBOCK TX ISD REF GO PSF QTEO AFS	Aa2 / AA+	1.230	02/15/2018	2,000,000.00	2,003,680.00
154072238	1001	100893	1,075,000.00	1,075,000.00	PINE TREE TX ISD REF GO PSF QTEO AFS	Nr / AA-	3.500	02/15/2018	1,117,433.15	1,121,479.72
160057434	1001	100570	81,595.67	2,650,000.00	FHLMC E #1590 AFS	Aa2 / AA+	5.000	02/01/2019	81,017.42	83,898.30
154073193	1001	100911	1,000,000.00	1,000,000.00	LUBBOCK TX REF GO TAXABLE AFS	Aa2 / AA+	1.460	02/15/2019	1,000,000.00	1,005,820.00
160045840	1001	100515	42,182.92	1,425,000.00	FHLMC G #18006 AFS	Aa2 / AA+	5.500	08/01/2019	42,008.49	43,766.31
160069832	1001	100692	285,000.00	285,000.00	ALICE TX WTR AUTH REF GO AGM QTEO AFS	A1 / AA	5.000	08/15/2019	302,244.22	316,719.64
160072529	1001	100721	437,335.76	2,000,000.00	EN11 17-CJ MTHLY-25TH AFS	Nr / AA	2.750	03/25/2021	438,657.53	444,714.07
237003937	1001	100998	240,000.00	240,000.00	HARRIS CNTY TX MUD #106 REF GO AGM Q AFS	Nr / AA	3.500	09/01/2021	254,083.25	257,689.63
160074915	1001	100758	299,385.69	1,000,000.00	FNR 2011 86-DB MTHLY-25TH AFS	A1 / AA	1.500	09/25/2021	298,739.41	298,653.52
160059301	1001	100585	158,967.62	2,800,000.00	FNMA #253160 AFS	A1 / AA	5.500	03/01/2024	162,243.26	175,555.81
154064655	1001	100790	328,016.52	1,000,000.00	FHLMC 3936-KC MTHLY-15TH AFS	A1 / AA	1.500	03/15/2036	326,624.95	326,858.67
154066643	1001	100823	397,844.22	1,000,000.00	FHR 3998-KG MTHLY-15TH AFS	A1 / AA	2.000	11/15/2026	400,388.79	400,809.40
154067353	1001	100830	524,470.17	1,000,000.00	FHR 4029-LA MTHLY-15TH AFS	A1 / AA	2.000	01/15/2027	528,376.10	529,785.36
154066456	1001	100817	407,488.07	1,000,000.00	FHLMC 3996-BA MTHLY-15TH AFS	A1 / AA	1.500	02/15/2027	407,309.73	404,685.31
154066895	1001	100827	362,664.27	1,000,000.00	FN12 33-CD MTHLY-25TH AFS	A1 / AA	2.000	03/25/2027	364,157.47	365,147.80
160078781	1001	100831	432,386.69	1,000,000.00	FNR 2012 52-DA MTHLY-25TH AFS	A1 / AA	2.000	05/25/2027	434,526.43	435,414.63
154068210	1001	100835	495,044.06	1,000,000.00	FHR 4066-MG MTHLY-15TH AFS	A1 / AA	1.500	06/15/2027	493,009.35	489,728.55
160088054	1001	100948	1,435,419.20	2,500,000.00	FNMA #AP4742 AFS	A1 / AA	2.500	08/01/2027	1,448,545.10	1,479,378.91
154073464	1001	100914	1,050,087.06	2,000,000.00	FHR 4120-NC MTHLY-15TH AFS	A1 / AA	1.500	10/15/2027	1,055,936.90	1,045,070.79
154063858	1001	100849	585,837.82	1,000,000.00	FHR 4145-LC MTHLY-15TH AFS	A1 / AA	1.500	12/15/2027	587,447.97	581,990.81
154071957	1001	100870	638,145.21	1,000,000.00	FNR 2013 129-GD MTHLY-25TH AFS	A1 / AA	1.500	12/25/2017	642,256.97	632,991.34
160084831	1001	100900	578,750.66	1,000,000.00	FNR 2013 7-AD MTHLY-25TH AFS	A1 / AA	1.500	02/25/2028	620,904.51	612,863.00
154063858	1001	100770	525,350.98	1,000,000.00	FNR 2013 36-JC MTHLY-25TH AFS	A1 / AA	1.250	04/25/2028	578,473.78	570,240.83
					FHLMC 3925-LD MTHLY-15TH AFS	A1 / AA	2.500	01/15/2041	529,797.55	537,210.00
		Items 29	16,902,409.73	34,755,000.00					17,025,009.46	17,128,638.02

*=Prerefunded N=New Purchase S=Sold C=Called M=Matured O=Paid Off D=In Default C=SunK T=Put
Note: Refer to the U.S. Government and Agency Ratings report for ratings on treasury, agency and passthru securities.

II. Pledge & Safekeeping Reports

ACCOUNT NUMBER AND TITLE	STARTING BALANCE	DEBIT BALANCE	CREDIT BALANCE	ENDING BALANCE
65-010-165 COUNTY SEIZURE HOLD CASH IN BANK	35,218.99	20,160.00	0.00	55,378.99
GROUP-TOTAL	35,218.99	20,160.00	0.00	55,378.99
66-010-166 CASH IN BANK - CONSTRUCTION WORKING	4,137.95	580,230.00	347,083.36	237,284.59
GROUP-TOTAL	4,137.95	580,230.00	347,083.36	237,284.59
67-010-167 CASH IN BANK - BOND INTEREST & SINK	147,288.60	19,245.74	0.00	166,534.34
GROUP-TOTAL	147,288.60	19,245.74	0.00	166,534.34
68-010-168 CASH IN BANK - HEALTH TRUST	0.00	133,775.39	133,775.39	0.00
GROUP-TOTAL	0.00	133,775.39	133,775.39	0.00
72-010-172 FEDERAL SEIZURE CASH IN BANK	498.41	0.00	0.00	498.41
GROUP-TOTAL	498.41	0.00	0.00	498.41
76-010-176 CASH IN BANK CREDIT CARD CLEARING	36,750.28	36,812.89	37,829.68	35,733.49
GROUP-TOTAL	36,750.28	36,812.89	37,829.68	35,733.49
81-010-181 HELROBQUE INTER & SINK CASH IN BANK	10,582.05	596.83	0.00	11,178.88
GROUP-TOTAL	10,582.05	596.83	0.00	11,178.88
83-010-183 COUNTRY ACRES INT&SK FD CASH IN BAN	2,023.00	38.64	0.00	2,061.64
GROUP-TOTAL	2,023.00	38.64	0.00	2,061.64
86-010-186 WOODVALLEY ACRES CASH IN BANK I&S	69,375.74	1,164.76	70,479.49	61.01
GROUP-TOTAL	69,375.74	1,164.76	70,479.49	61.01
90-010-190 4TH COURT OF APPEALS CASH IN BANK	1,004.80	190.00	500.00	694.80
GROUP-TOTAL	1,004.80	190.00	500.00	694.80
93-010-193 ST TAX ACCT CASH IN BANK	57,610.00	46,039.69	0.00	103,649.69
GROUP-TOTAL	57,610.00	46,039.69	0.00	103,649.69
95-010-195 LAW LIBRARY CASH IN BANK	74,622.11	1,070.00	665.18	75,026.93
GROUP-TOTAL	74,622.11	1,070.00	665.18	75,026.93
96-010-196 CO ATTY ACCT CASH IN BANK	30,574.54	358.34	0.00	30,932.88
GROUP-TOTAL	30,574.54	358.34	0.00	30,932.88
97-010-197 CIVIL PREPAR CASH IN BANK	121,285.15	2,825.00	0.00	124,110.15
GROUP-TOTAL	121,285.15	2,825.00	0.00	124,110.15
99-010-199 LANDFILL CASH IN BANK	14,579.62	0.00	0.00	14,579.62
GROUP-TOTAL	14,579.62	0.00	0.00	14,579.62

REPORT TOTAL

605,551.24

842,507.28

590,333.10

857,725.42

ACCOUNT NUMBER AND TITLE	STARTING BALANCE	DEBIT BALANCE	CREDIT BALANCE	ENDING BALANCE
12-025-075 TEXPOOL INVESTMENTS	10,842,772.46	0.00	0.00	10,842,772.46
GROUP-TOTAL	10,842,772.46	0.00	0.00	10,842,772.46
12-025-090 INVESTMENT IN CD #30668	200,000.00	0.00	0.00	200,000.00
GROUP-TOTAL	200,000.00	0.00	0.00	200,000.00
65-010-075 COUNTY SEIZURE CD #30311	1,939.21	0.00	0.00	1,939.21
GROUP-TOTAL	1,939.21	0.00	0.00	1,939.21
66-010-075 CASH IN BANK - TEXAS CLASS	2,028,355.88	10,025.21	582,062.10	1,456,318.99
GROUP-TOTAL	2,028,355.88	10,025.21	582,062.10	1,456,318.99
80-010-075 JACKSON MEM PARK CD #30461	15,535.15	0.00	0.00	15,535.15
GROUP-TOTAL	15,535.15	0.00	0.00	15,535.15
88-010-076 DEWEES REM HOUSE CD #31515	8,755.16	39.39	0.00	8,794.55
GROUP-TOTAL	8,755.16	39.39	0.00	8,794.55
95-010-075 LAW LIBRARY CD #30030	25,630.55	3.16	0.00	25,633.71
GROUP-TOTAL	25,630.55	3.16	0.00	25,633.71
97-010-075 CIVIL PREPARENESS CD #30434	234,173.38	38.49	0.00	234,211.87
GROUP-TOTAL	234,173.38	38.49	0.00	234,211.87
99-010-075 LANDFILL CD #31049	8,060.94	0.00	0.00	8,060.94
GROUP-TOTAL	8,060.94	0.00	0.00	8,060.94
99-010-076 LANDFILL CD#30619	3,080.08	0.00	0.00	3,080.08
GROUP-TOTAL	3,080.08	0.00	0.00	3,080.08
REPORT TOTAL	13,368,302.81	10,106.25	582,062.10	12,796,346.96

Wilson County
Investment Type CD
JUNE 2016

CERTIFICATES OF DEPOSIT

DESCRIPTION	CD #	ORIGINATION DATE	ORIGINATION AMOUNT	MATURITY DATE	INTEREST PAYS	INTEREST RATE	CONTRIBUTION AMOUNT	WITHDRAWAL AMOUNT	INTEREST PAID	ENDING BOOK BALANCE
General Funds	30668	08/11/10	\$200,000.00	06/04/16	Monthly	0.55%		\$93.42	\$93.42	\$200,000.00
Sheriff Seizure Acct	30311	11/16/08	\$1,939.21	11/15/16	Yearly	0.45%				\$1,939.21
Jackson Memorial Fund	31509	05/20/11	\$15,535.15	05/18/17	Yearly	0.45%				\$15,535.15
Deweese Remischel House	31515	11/18/13	\$8,755.16	06/12/17	Yearly	0.45%			\$39.39	\$8,794.55
Law Library	30030	11/11/08	\$25,630.55	06/02/16	Monthly	0.15%			\$3.16	\$25,633.71
Civil Preparedness	30434	04/17/09	\$234,173.38	06/09/16	Monthly	0.20%			\$38.49	\$234,211.87
Landfill	31049	05/17/11	\$8,060.94	08/25/16	Yearly	0.45%				\$8,060.94
Landfill	30619	03/23/10	\$3,080.08	08/18/16	6 months	0.25%			\$174.46	\$3,080.08
Totals			\$497,174.47			0.37%				\$497,255.51

INVESTMENT POOL - TEXPOOL

DESCRIPTION	INTEREST PAYS	INTEREST RATE	BEGINNING PRINCIPAL	CONTRIBUTION AMOUNT	WITHDRAWAL AMOUNT	MONTHLY INTEREST PAID	ENDING BOOK VALUE
449/7880600001	Monthly	0.3700%	\$11,842,772.46	\$0.00	\$1,003,409.16	\$3,409.16	\$10,842,772.46

CLASS - WILSON COUNTY COUNSTRUCTION WORKING ACCOUNT

DESCRIPTION	INTEREST PAYS	INTEREST RATE	BEGINNING PRINCIPAL	CONTRIBUTION AMOUNT	WITHDRAWAL AMOUNT	MONTHLY INTEREST PAID	ENDING BOOK VALUE
TX-01-0499-0001 Construction Acct	Monthly	0.59%	\$2,028,355.88	\$0.00	\$573,000.00	\$963.11	\$1,456,318.99

Total Investments \$12,796,346.96



TexPool

Daily Performance from 06-01-2016 to 06-30-2016

As of Date	Daily Net Yield (%)	Dividend Factor	7 Day Net Yield (%)	Daily Assets (\$)	NAV (\$)	Weighted Average Maturity (WAM)	Weighted Average Life (WAL)
06-01-2016	0.3576	0.000009797	0.3400	15,068,491,068.78	1.00007	45	82
06-02-2016	0.3529	0.000009669	0.3500	15,017,222,018.31	1.00007	45	81
06-03-2016	0.3550	0.000009726	0.3500	14,965,804,997.64	1.00010	47	84
06-04-2016	0.3550	0.000009726	0.3500	14,965,804,997.64	1.00010	47	84
06-05-2016	0.3550	0.000009726	0.3500	14,965,804,997.64	1.00010	47	84
06-06-2016	0.3549	0.000009724	0.3500	14,988,605,412.02	1.00011	45	81
06-07-2016	0.3588	0.000009830	0.3500	14,969,756,589.54	1.00012	48	84
06-08-2016	0.3594	0.000009847	0.3600	15,114,613,274.71	1.00011	47	82
06-09-2016	0.3614	0.000009902	0.3600	14,877,941,862.81	1.00010	47	82
06-10-2016	0.3627	0.000009937	0.3600	14,998,716,193.91	1.00011	47	83
06-11-2016	0.3627	0.000009937	0.3600	14,998,716,193.91	1.00011	47	83
06-12-2016	0.3627	0.000009937	0.3600	14,998,716,193.91	1.00011	47	83
06-13-2016	0.3645	0.000009986	0.3600	14,915,638,708.54	1.00012	46	81
06-14-2016	0.3672	0.000010061	0.3600	14,829,897,741.09	1.00011	46	80
06-15-2016	0.3685	0.000010096	0.3600	14,832,179,026.65	1.00012	46	80
06-16-2016	0.3679	0.000010079	0.3700	14,800,963,678.68	1.00012	47	81
06-17-2016	0.3646	0.000009988	0.3700	14,748,407,171.93	1.00013	48	82
06-18-2016	0.3646	0.000009988	0.3700	14,748,407,171.93	1.00013	48	82
06-19-2016	0.3646	0.000009988	0.3700	14,748,407,171.93	1.00013	48	82
06-20-2016	0.3655	0.000010014	0.3700	14,785,582,061.17	1.00012	46	80
06-21-2016	0.3629	0.000009942	0.3700	14,795,929,913.98	1.00012	45	78
06-22-2016	0.3601	0.000009866	0.3600	14,690,745,330.61	1.00011	49	83
06-23-2016	0.3611	0.000009894	0.3600	14,618,346,535.18	1.00008	49	83
06-24-2016	0.3712	0.000010169	0.3600	14,904,085,943.87	1.00011	49	83
06-25-2016	0.3712	0.000010169	0.3700	14,904,085,943.87	1.00011	49	83
06-26-2016	0.3712	0.000010169	0.3700	14,904,085,943.87	1.00011	49	83

06-27-2016	0.3769	0.000010325	0.3700	14,957,083,881.48	1.00012	46	80
06-28-2016	0.3684	0.000010094	0.3700	14,949,262,468.87	1.00014	46	80
06-29-2016	0.3647	0.000009992	0.3700	14,636,297,240.99	1.00015	46	80
06-30-2016	0.3648	0.000009994	0.3700	14,649,408,623.98	1.00015	46	79

Monthly Performance from 06-30-2016 to 06-30-2016

As of Date	Average Monthly Rate (%)	Average Monthly Dividend Factor	Average Monthly 7 Day Rate (%)	Average Monthly Balance (\$)	Weighted Average Maturity (WAM)	Weighted Average Life (WAL)	Participants
06-30-2016	0.3633	0.000009952	0.3613	14,878,300,278.65	47	82	2361

Previous Performance Data

Daily Performance Data January 1997 - April 2002 (PDF)

Monthly Performance Data January 1990 - March 2002 (PDF)

Performance quoted represents past performance which is no guarantee of future results. Investment return will vary. The value of an investment, when redeemed, may be worth more or less than the original cost. Current performance may be lower or higher than what is stated.

An investment in the Pool is not insured or guaranteed by any government or government agency. Although the manager of the Pool seeks to preserve principal, it is possible to lose money by depositing money in the Pool.

For more complete information, see the investment policy and information statement available on this website. You should consider the investment's objectives, risks, charges, and expenses carefully before investing. Information about these and other important subjects is in the investment policy and information statement which you should read carefully before investing.

Please note that daily fund prices, dividend factors and yield information (collectively, the "Pricing Information") are posted to this web page at approximately 4:00 p.m. ET and are updated each day that the New York Stock Exchange is open for regular trading. Daily gross yields and 7 day unsubsidized net yields are updated at approximately 8:30 p.m. ET. Daily fund prices, dividend factors, and yield information are subject to normal quality control, validation, and verification after such posting, and prior to 10:00 a.m. ET the next business day, remain subject to change. Taxable Money Market Fund daily dividend factors, may include short term capital gains. Please take this into consideration when using this information.

Federated Investment Counseling

Not FDIC Insured

May Lose Value

No Bank Guarantee

Copyright © 2016 Federated Investors, Inc.



TexPool Participant Services
c/o Federated Investors, Inc.
1001 Texas Ave, Suite 1400
Houston, Texas 77002

WILSON COUNTY, TEXAS
 SCHEDULE OF INDEBTEDNESS
 Jun-16

**ROAD & BRIDGE
 WARRANTS
 9/30/2005**

	SERIES UNPAID	DATE ISSUED	INTEREST RATE	TOTAL AMOUNT ORIGINAL ISSUE	TOTAL OUTSTANDING
Wood Valley	5 of 15	7/15/2004	5.25%	\$719,346.20	\$281,917.96
TOTAL WARRANTS				\$719,346.20	\$281,917.96

LEASE PURCHASES

Precinct No. 1 John Deere Tractor	55 of 60	7/14/2015	0.000%	\$74,590.24	\$55,567.12
Precinct No. 2 Truck	60 of 60	5/3/2016	2.340%	\$111,696.01	\$109,939.38
Precinct No. 3 Volvo Roller	45 of 60	12/5/2014	2.3500%	\$50,219.00	\$38,211.38
Precinct No. 3 Volvo Pneumatic Roller	45 of 60	12/5/2014	2.3500%	\$64,869.00	\$49,358.49
Precinct No. 3 Volvo Backhoe	36 of 60	6/19/2014	2.3500%	\$93,242.00	\$57,253.13
Precinct No. 4 Volvo Motor Grader	37 of 60	6/17/2014	2.3500%	\$130,056.00	\$79,857.93
Precinct No. 4 Volvo Wheel Loader	14 of 60	7/25/2012	3.0000%	\$82,050.36	\$18,835.13
TOTAL LEASE PURCHASES				\$338,386.00	\$409,022.56

BONDED DEBT

Series 2014 Limited Tax Refunding Bond	2014	2/20/2014	2.00%	\$8,215,000.00	\$7,730,000.00
GRAND TOTAL				\$9,064,402.20	\$8,420,940.52


Jan Hartl
County Treasurer
Wilson County


AFFIDAVIT
WILSON COUNTY TREASURER'S REPORT
FOR THE MONTH OF JUNE 2016
REGULAR TERM


We, the undersigned County Commissioners and County Judge of Wilson County, have compared, and examined the report of Jan Hartl, County Treasurer of Wilson County, for the month of JUNE. Finding same correct and Article 114.026 of the Local Government Code has been complied with, we have caused an order to be entered upon the minutes of Commissioners' Court meeting stating the approval of Treasurer's report by our court. The amount of cash and other amounts in the custody of the County Treasurer, Jan Hartl, for JUNE are:

WILSON COUNTY GENERAL FUNDS	552,735.46
OTHER BANK ACCOUNTS	857,725.42
TOTAL	<u>1,410,460.88</u>
INVESTMENTS:	
CERTIFICATES OF DEPOSIT	497,255.51
TEXPOOL	10,842,772.46
TEXAS CLASS	1,456,318.99
TOTAL	<u>12,796,346.96</u>
TOTAL	14,206,807.84
COMBINED INDEBTEDNESS	7,730,000.00


WITNESS our hands, officially this the 22nd day of AUGUST 2016



County Judge


Commissioner Prec. #1


Commissioner Prec. #3


Commissioner Prec. #2


Commissioner Prec. #4


Eva S. Martinez
County Clerk, Wilson County