

*April 10, 2017*

*The Honorable Commissioners' Court  
Wilson County  
Floresville, TX 78114*

*Honorable Members of the Court:*

*In compliance with Article 114.026 of the Local Government Code, and also in compliance with House Bill 2459, Public Funds Investment Act, this monthly report and investment report for the month ending February 28, 2017 is submitted for your review for the recording in the minutes of the court.*


*The investments have been made in compliance with Wilson County's investment policy. It will be the objective of the county to earn the maximum rate of return allowed on its investments within policies imposed by its safety and liquidity objectives.*

*In accordance with House Bill 2459, Wilson County has diversified its portfolio. The total balance of all funds is \$14,874,741.61. Wilson County has 0.19% in Cash Management Accounts, 0.04% in Certificates of Deposits, 0.83% in Texpool, and 0.00% in Texas Class. The deposits and withdrawals of the accounts are listed on the following pages.*

*Investments are made with the intention of holding to maturity, but with the ability to liquidate should funds be needed. Total interest earned for the month ending February 28, 2017 is \$5,461.17. The average rate of return for the month being 0.62%.*

*It is an honor for me, as your County Treasurer to serve the Court and the citizens as the Certified Investment Officer for Wilson County.*

*Respectfully Submitted,*



*Jan Hartl  
Wilson County Treasurer*

ACCOUNT NUMBER AND TITLE	STARTING BALANCE	DEBIT BALANCE	CREDIT BALANCE	ENDING BALANCE
12-010-010 CASH IN BANK GENERAL FUND	2,678,609.47-	1,402,193.19	1,047,651.42	2,324,067.70-
20-010-010 CASH IN BANK LEOSE ACCT	26,669.40	682.59	476.15	26,875.84
21-010-010 R&B #1 CASH IN BANK	577,071.57	99,165.81	101,345.01	574,892.37
22-010-010 R&B #2 CASH IN BANK	486,180.38	156,251.37	71,880.74	570,551.01
23-010-010 R & B #3 CASH IN BANK	352,457.01	121,328.38	70,613.44	403,171.95
24-010-010 R&B #4 CASH IN BANK	455,685.00	149,549.35	70,424.55	534,809.80
25-010-010 TOTAL CASH IN BANK CIVIL FEES REPOR	676.79	4,717.00	135.00	5,258.79
26-010-010 CASH COURTHOUSE SECURITY	6,826.46	1,235.24	14,492.54	6,430.84-
33-010-010 E & O CASH IN BANK	2,314.50	230.00	0.00	2,544.50
34-010-010 LIBRARY CASH IN BANK	323,988.96	35,029.60	40,278.36	318,740.20
36-010-010 JURY CASH IN BANK	8,917.09	729.00	360.00	9,286.09
37-010-010 CASH IN BANK - STATE COURT COST & F	1,525.50	2,404.23	1,525.50	2,404.23
39-010-010 SUBDIVISION CASH IN BANK	52,777.12	100.00	1,705.00	51,172.12
40-010-010 RECORDING FEE CASH N BANK	703,808.44	1,684.00	442.15	705,050.29
42-010-010 CASH CHILD ABUSE FUND	0.00	0.00	0.00	0.00
43-010-010 CASH PRETRIAL INTERV PROGRAM FUND	13,895.56	0.00	0.00	13,895.56
44-010-010 J.P.TECH CASH IN THE BANK	47,551.95	975.23	205.94	48,321.24
46-010-010 O.C. HOLDING ACCOUNT-CASH IN BANK	28,250.00	0.00	0.00	28,250.00
50-010-010 COUNTY TIF GRANT	63,845.35	0.00	0.00	63,845.35
51-010-010 FEMA 4223 DR TX BANK	207,129.37	0.00	4,500.00	202,629.37
54-010-010 CASH IN BANK - HOT CHECK HOLDING	0.00	1,360.50	1,360.50	0.00
57-010-010 J.P. HOLDING ACCOUNT CASH IN BANK	74,531.75	247,558.29	105,080.97	217,009.07
59-010-010 CASH IN BANK - INMATE PH	3,566.49	999.10	0.00	4,565.59
62-010-010 CASH IN BANK-COMMUNITY ECONOMIC DEV	1,895.59	1,920.78	0.00	3,816.37
63-010-010 COUNTY CLERK TECH - CASH IN BANK	1,510.00	0.00	0.00	1,510.00
64-010-010 JUV CASE MGT FUND - CASH IN BANK	110.00	0.00	0.00	110.00
GROUP-TOTAL	762,574.81	2,228,113.66	1,532,477.27	1,458,211.20
REPORT TOTAL	762,574.81	2,228,113.66	1,532,477.27	1,458,211.20

**Pledge Report by Maturity Date**  
Pledge V. WILSON COUNTY

Safekeeping Receipt	SK Code	Cusip	ID #	Current Face	Original Face	Description	ASC	Moody/S&P	Coupon	Maturity	Book Value	Fair Value
60077159	1001	3133XY2H7	100651	102,200.34	1,000,000.00	FHLB SK-2017 1 MTHLY-20TH	AFS		2.900	04/20/2017	102,301.84	101,586.27
600771933	1001	642577N29	100719	275,000.00	275,000.00	NEW BRAUNFELS TX UTIL AGC QTEO PRE-I	AFS	Aa2/AA	4.000	07/01/2017	275,616.26	277,854.35
540459153	1001	796242QA6	100701	1,000,000.00	1,000,000.00	SAN ANTONIO TX ART SYS REV AGMTAX1	AFS	A1/AA	4.408	07/01/2017	1,000,000.00	1,010,520.00
600679996	1001	385082HH8	100658	475,000.00	475,000.00	GRANBURY TX UTIL SYS REV AGM QTEO	AFS	NR/AA	3.500	09/15/2017	476,377.24	480,962.53
54073194	1001	549188QY9	100912	2,000,000.00	2,000,000.00	LUBBOCK TX REF GO TAXABLE	AFS	Aa2/AA+	1.230	02/15/2018	2,000,000.00	1,996,420.00
540722238	1001	723002LA7	100893	1,075,000.00	1,075,000.00	PINE TREE TX ISD REF GO PSF QTEO	AFS	NR/AA-	3.500	02/15/2018	1,099,994.87	1,100,576.37
60057434	1001	31294KXT7	100570	49,489.57	2,650,000.00	FHLMC E #1590	AFS		5.000	02/01/2019	49,205.38	50,496.58
54073193	1001	549188QZ6	100911	1,000,000.00	1,000,000.00	FHLMC G #18006	AFS	Aa2/AA+	1.460	02/15/2019	1,000,000.00	993,590.00
60045840	1001	3128MMAG8	100515	27,899.08	1,425,000.00	FHLMC G #18006	AFS		5.500	08/01/2019	27,801.97	28,728.67
60069832	1001	016176FC8	100692	285,000.00	285,000.00	ALICE TX WTR AUTH REF GO AGM QTEO	AFS	A1/AA	5.000	08/15/2019	298,562.18	307,949.05
60077024	1001	076563GV1	100818	500,000.00	500,000.00	BEE CNTY TX REF GO AGM QTEO	AFS	A2/AA	3.000	08/15/2019	515,650.14	518,917.94
37002020	1001	775830ND0	100986	315,000.00	315,000.00	ROMA TX ISD REF CABS GO PSF QTEO	AFS	Aaa/NR	0.000	08/15/2019	303,131.37	303,086.91
60091286	1001	34681LHD8	100985	250,000.00	250,000.00	FORT BEND CNTY TX MUD #119 REF GO AG1	AFS	A2/AA	2.500	09/01/2020	255,347.33	255,378.03
60072529	1001	31397QC22	100721	326,627.64	2,000,000.00	FNI1 17-C MTHLY-25TH	AFS		2.750	03/25/2021	327,484.33	330,332.48
37003937	1001	41421QGH4	100998	240,000.00	240,000.00	HARRIS CNTY TX MUD #106 REF GO AGM Q	AFS	NR/AA	3.500	09/25/2021	232,949.34	251,204.25
60074915	1001	3136A0P35	100758	233,386.78	1,000,000.00	FNR 2011 86-DB MTHLY-25TH	AFS		1.500	09/25/2021	231,591.31	231,591.31
60059301	1001	31371LMH9	100585	133,075.38	2,800,000.00	FNM/A #255160	AFS		5.500	03/01/2024	135,655.03	142,835.75
60070471	1001	31412RLX3	100703	74,459.69	399,034.32	FNM/A #932842	AFS		3.500	12/01/2025	75,440.96	77,836.00
60075974	1001	3137AFXP2	100785	104,273.13	333,872.96	FHLMC 3941-BE MTHLY-15TH	AFS		2.000	03/15/2026	104,783.35	109,900.09
60076666	1001	3137AGBH2	100793	106,233.22	336,600.94	FHLMC 3945-BJ MTHLY-15TH	AFS		2.000	03/15/2026	106,798.88	105,868.37
54064238	1001	3137AGF54	100778	90,299.94	310,733.48	FHLMC 3939-EB MTHLY-15TH	AFS		1.750	03/15/2026	90,286.55	89,438.69
54064655	1001	3137AH4V7	100790	267,232.45	1,000,000.00	FHLMC 3936-KC MTHLY-15TH	AFS		1.500	03/15/2026	266,212.62	264,017.74
54063182	1001	3137AEGP4	100759	52,170.76	237,050.81	FHLMC 3917-AB MTHLY-15TH	AFS		1.750	07/15/2026	52,307.00	51,760.47
54066643	1001	3137ALHM4	100823	337,426.62	1,000,000.00	FHR 3998-KG MTHLY-15TH	AFS		2.000	11/15/2026	339,437.55	334,393.63
54067353	1001	3137APFN5	100830	443,523.37	1,000,000.00	FHR 4029-LA MTHLY-15TH	AFS		2.000	01/15/2027	446,618.78	439,016.48
54066456	1001	3137ALSN0	100817	347,236.73	1,000,000.00	FHLMC 3996-BA MTHLY-15TH	AFS		1.500	02/15/2027	347,093.20	339,648.71
54066895	1001	3136A5TK2	100827	315,286.74	1,000,000.00	FNI2 33-CD MTHLY-25TH	AFS		2.000	03/25/2027	316,496.51	312,307.31
60078781	1001	3136A6AA2	100831	377,382.92	1,000,000.00	FNR 2012 52-DA MTHLY-25TH	AFS		2.000	05/25/2027	378,988.93	372,910.16
54068210	1001	3137AREY8	100835	407,452.86	1,000,000.00	FHR 4066-MG MTHLY-15TH	AFS		1.500	06/15/2027	405,887.99	402,758.52
50088054	1001	3138M8HU0	100948	1,238,750.30	2,500,000.00	FNM/A #AP4742	AFS		2.500	08/01/2027	1,249,666.80	1,243,395.61
54073464	1001	3137AVFA0	100848	895,412.48	2,000,000.00	FHR 4120-NC MTHLY-15TH	AFS		1.500	10/15/2027	900,127.73	873,302.92
54063858	1001	3137AWUQ6	100914	511,829.89	1,000,000.00	FHR 4145-LC MTHLY-15TH	AFS		1.500	12/15/2027	513,166.48	497,019.49
54071957	1001	3136AAEF8	100849	555,404.44	1,000,000.00	FNR 2012 129-GD MTHLY-25TH	AFS		1.500	12/25/2027	538,817.89	537,684.58
50084831	1001	3136ABUZ4	100870	538,827.26	1,000,000.00	FNR 2013 7-AD MTHLY-25TH	AFS		1.500	02/25/2028	541,537.14	522,168.76
54063858	1001	3136ADEN5	100900	492,304.23	1,000,000.00	FNR 2013 36-IC MTHLY-25TH	AFS		1.250	04/25/2028	492,279.28	473,442.01
54063858	1001	3137AFGL0	100770	461,345.30	1,000,000.00	FHLMC 3925-LD MTHLY-15TH	AFS		2.500	01/15/2041	464,700.54	459,229.61

Note: Refer to the U.S. Government and Agency Ratings report for ratings on treasury, agency and passthru securities.



(210) 224-5492  
(210) 224-8787  
9601 McAllister, Free way, Suite 301, San Antonio, Texas 78216-4633

**II. Pledge & Safekeeping Reports**

SouthTrust Bank  
George West, TX

### Pledge Report by Maturity Date

Pledge V: WILSON COUNTY

As of: 02/28/17  
Page 72

Safekeeping Receipt	SK Code	Cusip	ID #	Current Face	Original Face	Description	ASC	Moody / S&P	Coupon	Maturity	Book Value	Fair Value
				15,904,711.12	36,407,292.51		320		2.260		16,002,535.39	15,882,129.64
			Items: 36									

\*=Prerefunded N=New Purchase S=Sold C=Called M=Matured O=Paid Off D=In Default C=Sunk T=Put  
Note: Refer to the U.S. Government and Agency Ratings report for ratings on treasury, agency and pass thru securities.

(210) 224-5492  
(210) 224-8787



## II. Pledge & Safekeeping Reports

ACCOUNT NUMBER AND TITLE	STARTING BALANCE	DEBIT BALANCE	CREDIT BALANCE	ENDING BALANCE
65-010-165 COUNTY SEIZURE HOLD CASH IN BANK	42,671.52	15,500.93	0.00	58,172.45
GROUP-TOTAL	42,671.52	15,500.93	0.00	58,172.45
66-010-166 CASH IN BANK - CONSTRUCTION WORKING	33,524.76	70,181.25	102,883.06	822.95
GROUP-TOTAL	33,524.76	70,181.25	102,883.06	822.95
67-010-167 CASH IN BANK - BOND INTEREST & SINK	804.50	60,887.03	0.00	61,691.53
GROUP-TOTAL	804.50	60,887.03	0.00	61,691.53
72-010-172 FEDERAL SEIZURE CASH IN BANK	498.41	0.00	0.00	498.41
GROUP-TOTAL	498.41	0.00	0.00	498.41
76-010-176 CASH IN BANK CREDIT CARD CLEARING	84,263.92	54,732.06	84,265.92	54,730.06
GROUP-TOTAL	84,263.92	54,732.06	84,265.92	54,730.06
86-010-186 WOODVALLEY ACRES CASH IN BANK I&S	58,786.26	4,007.03	0.00	62,793.29
GROUP-TOTAL	58,786.26	4,007.03	0.00	62,793.29
90-010-190 4TH COURT OF APPEALS CASH IN BANK	694.80	185.00	0.00	879.80
GROUP-TOTAL	694.80	185.00	0.00	879.80
93-010-193 ST TAX ACCT CASH IN BANK	16,360.93	22,368.39	0.00	38,729.32
GROUP-TOTAL	16,360.93	22,368.39	0.00	38,729.32
95-010-195 LAW LIBRARY CASH IN BANK	54,640.43	1,140.00	1,396.88	54,383.55
GROUP-TOTAL	54,640.43	1,140.00	1,396.88	54,383.55
96-010-196 CO ATTY ACCT CASH IN BANK	32,017.18	165.00	0.00	32,182.18
GROUP-TOTAL	32,017.18	165.00	0.00	32,182.18
97-010-197 CIVIL PREPAR CASH IN BANK	69,860.15	5,025.00	0.00	74,885.15
GROUP-TOTAL	69,860.15	5,025.00	0.00	74,885.15
99-010-199 LANDFILL CASH IN BANK	18,044.62	0.00	0.00	18,044.62
GROUP-TOTAL	18,044.62	0.00	0.00	18,044.62
REPORT TOTAL	412,167.48	234,191.69	188,545.86	457,813.31

Wilson County  
Investment Type CD  
FEBRUARY 2017

CERTIFICATES OF DEPOSIT

DESCRIPTION	CD #	ORIGINATION DATE	ORIGINATION AMOUNT	MATURITY DATE	INTEREST PAYS	INTEREST RATE	CONTRIBUTION AMOUNT	WITHDRAWAL AMOUNT	INTEREST PAID	ENDING BOOK BALANCE
General Funds	30668	08/11/10	\$200,000.00	12/04/06	Monthly	0.55%			\$93.42	\$200,000.00
Sheriff Seizure Acct	30311	11/16/08	\$1,947.94	11/14/17	Yearly	0.45%				\$1,947.94
Jackson Memorial Fund	31509	05/20/11	\$15,535.15	05/18/17	Yearly	0.45%				\$15,535.15
Dawees Remschel House	31515	11/18/13	\$8,794.55	06/12/17	Yearly	0.45%				\$8,794.55
Law Library	30030	11/11/08	\$50,680.08	02/27/17	Monthly	0.15%			\$6.25	\$50,686.33
Civil Preparedness	30434	04/17/09	\$309,554.68	02/04/17	Monthly	0.20%			\$50.89	\$309,605.57
Landfill	31049	05/17/11	\$8,097.32	08/25/17	Yearly	0.45%			\$3.80	\$8,097.32
Landfill	30619	03/23/10	\$3,083.88	08/13/17	6 months	0.25%			\$154.36	\$3,087.68
Totals			\$597,693.60			0.37%				\$597,754.54

INVESTMENT POOL - TEXPOOL

DESCRIPTION	INTEREST PAYS	INTEREST RATE	BEGINNING PRINCIPAL	CONTRIBUTION AMOUNT	WITHDRAWAL AMOUNT	MONTHLY INTEREST PAID	ENDING BOOK VALUE
449/7880600001	Monthly	0.5591%	\$12,342,772.46	\$0.00	\$5,293.26	\$5,293.26	\$12,342,772.46


CLASS - WILSON COUNTY COUNSTRUCTION INTEREST & SINKING ACCOUNT

DESCRIPTION	INTEREST PAYS	INTEREST RATE	BEGINNING PRINCIPAL	CONTRIBUTION AMOUNT	WITHDRAWAL AMOUNT	MONTHLY INTEREST PAID	ENDING BOOK VALUE
TX-01-0499-0002 Int & Sinking Construct. Acct	Monthly	0.96%	\$18,176.55	\$0.00	\$0.00	\$13.55	\$18,190.10

Total Investments

\$12,958,717.10

ACCOUNT NUMBER AND TITLE	STARTING BALANCE	DEBIT BALANCE	CREDIT BALANCE	ENDING BALANCE
12-025-075 TEXPOOL INVESTMENTS	12,342,772.46	0.00	0.00	12,342,772.46
GROUP-TOTAL	12,342,772.46	0.00	0.00	12,342,772.46
12-025-090 INVESTMENT IN CD #30668	200,000.00	0.00	0.00	200,000.00
GROUP-TOTAL	200,000.00	0.00	0.00	200,000.00
65-010-075 COUNTY SEIZURE CD #30311	1,947.94	0.00	0.00	1,947.94
GROUP-TOTAL	1,947.94	0.00	0.00	1,947.94
67-010-075 CASH IN BANK-TEXAS CLASS	18,176.55	13.55	0.00	18,190.10
GROUP-TOTAL	18,176.55	13.55	0.00	18,190.10
80-010-075 JACKSON MEM PARK CD #30461	15,535.15	0.00	0.00	15,535.15
GROUP-TOTAL	15,535.15	0.00	0.00	15,535.15
88-010-076 DEWEES REM HOUSE CD #31515	8,794.55	0.00	0.00	8,794.55
GROUP-TOTAL	8,794.55	0.00	0.00	8,794.55
95-010-075 LAW LIBRARY CD #30030	50,680.08	6.25	0.00	50,686.33
GROUP-TOTAL	50,680.08	6.25	0.00	50,686.33
97-010-075 CIVIL PREPARENESS CD #30434	309,554.68	50.89	0.00	309,605.57
GROUP-TOTAL	309,554.68	50.89	0.00	309,605.57
99-010-075 LANDFILL CD #31049	8,097.32	0.00	0.00	8,097.32
GROUP-TOTAL	8,097.32	0.00	0.00	8,097.32
99-010-076 LANDFILL CD#30619	3,083.88	3.80	0.00	3,087.68
GROUP-TOTAL	3,083.88	3.80	0.00	3,087.68
REPORT TOTAL	12,958,642.61	74.49	0.00	12,958,717.10



Deposit	Withdrawal	Transfer	Multi Transaction	Vendor Payment	Maintenance
Reports	Report Scheduler	Report Access	Statements	Inquiry	Change Location
			Help / Contact Us	Update Profile	Logout

### Pool Information

Location: 78806  
Wilson County

#### TexPool

Average Monthly rate for February	0.5591%
Average Monthly Dividend Factor for February	0.000015316
<b>Information as of</b>	March 26, 2017
Daily Net Yield	0.6737%
Dividend Factor	0.000018458
7 Day Net Yield	0.67%
Daily Assets	\$19,409,896,811.79
Weighted Average Maturity	44 days
Weighted Average Life	11 days
NAV	1.00002

#### TexPool Prime

Average Monthly rate for February	0.9322%
Average Monthly Dividend Factor for February	0.000025541
<b>Information as of</b>	March 26, 2017
Daily Net Yield	1.0029%
Dividend Factor	0.000027478
7 Day Net Yield	1.00%
Daily Assets	\$4,037,885,392.82
Weighted Average Maturity	41 days
Weighted Average Life	57 days
NAV	1.00011

#### Contact Information

Participant Services 1-866-839-7665

Performance quoted represents past performance which is no guarantee of future results. Investment return will vary. The value of an investment when redeemed may be worth more or less than the original cost. Current performance may be higher or lower than what is stated.





# TexPool

## Daily Performance from 02-01-2017 to 02-28-2017

As of Date	Daily Net Yield (%)	Dividend Factor	7 Day Net Yield (%)	Daily Assets (\$)	NAV (\$)	Weighted Average Maturity (WAM)	Weighted Average Life (WAL)
02-01-2017	0.5571	0.000015262	0.5500	19,710,211,516.75	1.00022	44	92
02-02-2017	0.5585	0.000015301	0.5500	19,947,107,817.10	1.00017	47	92
02-03-2017	0.5559	0.000015229	0.5500	20,154,873,184.40	1.00023	48	98
02-04-2017	0.5559	0.000015229	0.5500	20,154,873,184.40	1.00023	48	98
02-05-2017	0.5559	0.000015229	0.5600	20,154,873,184.40	1.00023	48	98
02-06-2017	0.5566	0.000015248	0.5600	20,419,407,528.95	1.00025	46	92
02-07-2017	0.5561	0.000015235	0.5600	20,555,366,277.82	1.00023	47	94
02-08-2017	0.5536	0.000015166	0.5600	20,762,299,389.83	1.00025	46	94
02-09-2017	0.5505	0.000015082	0.5500	20,772,310,640.41	1.00025	49	94
02-10-2017	0.5581	0.000015290	0.5600	20,957,949,986.82	1.00023	52	105
02-11-2017	0.5581	0.000015290	0.5600	20,957,949,986.82	1.00023	52	105
02-12-2017	0.5581	0.000015290	0.5600	20,957,949,986.82	1.00023	52	105
02-13-2017	0.5588	0.000015309	0.5600	20,928,931,999.28	1.00023	50	103
02-14-2017	0.5609	0.000015367	0.5600	20,473,510,088.98	1.00023	51	103
02-15-2017	0.5641	0.000015454	0.5600	20,416,636,791.91	1.00022	50	105
02-16-2017	0.5628	0.000015420	0.5600	20,661,936,753.42	1.00022	51	108
02-17-2017	0.5615	0.000015383	0.5600	20,630,306,744.80	1.00023	51	108
02-18-2017	0.5615	0.000015383	0.5600	20,630,306,744.80	1.00023	51	108
02-19-2017	0.5615	0.000015383	0.5600	20,630,306,744.80	1.00023	51	108
02-20-2017	0.5615	0.000015383	0.5600	20,630,306,744.80	1.00023	51	108
02-21-2017	0.5615	0.000015384	0.5600	20,675,820,372.00	1.00022	48	104
02-22-2017	0.5582	0.000015293	0.5600	20,926,679,065.00	1.00022	48	103
02-23-2017	0.5584	0.000015298	0.5600	20,828,321,381.34	1.00023	47	103
02-24-2017	0.5599	0.000015340	0.5600	20,695,099,337.82	1.00023	47	103
02-25-2017	0.5599	0.000015340	0.5600	20,695,099,337.82	1.00023	47	103
02-26-2017	0.5599	0.000015340	0.5600	20,695,099,337.82	1.00023	47	103

02-27-2017	0.5634	0.000015435	0.5600	20,494,209,431.96	1.00024	46	101
02-28-2017	0.5654	0.000015490	0.5600	19,880,882,493.36	1.00023	48	105

### Monthly Performance from 02-28-2017 to 02-28-2017

As of Date	Average Monthly Rate (%)	Average Monthly Dividend Factor	Average Monthly 7 Day Rate (%)	Average Monthly Balance (\$)	Weighted Average Maturity (WAM)	Weighted Average Life (WAL)	Participants
02-28-2017	0.5591	0.000015316	0.5582	20,549,950,930.52	49	101	2389

### Previous Performance Data

[Daily Performance Data January 1997 - April 2002 \(PDF\)](#)

[Monthly Performance Data January 1990 - March 2002 \(PDF\)](#)

Performance quoted represents past performance which is no guarantee of future results. Investment return will vary. The value of an investment, when redeemed, may be worth more or less than the original cost. Current performance may be lower or higher than what is stated.

An investment in the Pool is not insured or guaranteed by any government or government agency. Although the manager of the Pool seeks to preserve principal, it is possible to lose money by depositing money in the Pool.

For more complete information, see the investment policy and information statement available on this website. You should consider the investment's objectives, risks, charges, and expenses carefully before investing. Information about these and other important subjects is in the investment policy and information statement which you should read carefully before investing.

Please note that daily fund prices, dividend factors and yield information (collectively, the "Pricing Information") are posted to this web page at approximately 4:00 p.m. ET and are updated each day that the New York Stock Exchange is open for regular trading. Daily gross yields and 7 day unsubsidized net yields are updated at approximately 8:30 p.m. ET. Daily fund prices, dividend factors, and yield information are subject to normal quality control, validation, and verification after such posting, and prior to 10:00 a.m. ET the next business day, remain subject to change. Taxable Money Market Fund daily dividend factors, may include short term capital gains. Please take this into consideration when using this information.

Federated Investment Counseling

Not FDIC Insured

May Lose Value

No Bank Guarantee

Copyright © 2017 Federated Investors, Inc.



TexPool Participant Services  
c/o Federated Investors, Inc.  
1001 Texas Ave, Suite 1400  
Houston, Texas 77002

TEXAS COOPERATIVE LIQUID ASSETS SECURITIES SYSTEM

RATE HISTORY

Texas CLASS Rate History						
February 2017						
Date	Daily Rate	YTD Yield (%)	7-Day Yield (%)	WAM Days to Reset	WAM Days to Final	Daily Dividend
02/01	0.96	0.96	0.98	54	69	0.000026368370
02/02	0.96	0.96	0.97	55	69	0.000026184316
02/03	0.96	0.96	0.97	57	71	0.000026283390
02/04	0.96	0.96	0.97	57	71	0.000026283390
02/05	0.96	0.96	0.97	57	71	0.000026283390
02/06	0.96	0.96	0.96	55	70	0.000026258946
02/07	0.97	0.96	0.96	55	70	0.000026457961
02/08	0.97	0.96	0.96	59	72	0.000026441423
02/09	0.97	0.96	0.96	58	72	0.000026441419
02/10	0.97	0.96	0.96	58	72	0.000026441417
02/11	0.97	0.96	0.96	58	72	0.000026441417
02/12	0.97	0.96	0.96	58	72	0.000026441417
02/13	0.98	0.96	0.97	57	71	0.000026742048
02/14	0.97	0.96	0.97	57	71	0.000026454780
02/15	0.97	0.96	0.97	57	71	0.000026441423
02/16	0.99	0.96	0.97	58	71	0.000026989368
02/17	0.99	0.96	0.97	58	73	0.000026989367
02/18	0.99	0.96	0.98	58	73	0.000026989367
02/19	0.99	0.96	0.98	58	73	0.000026989367
02/20	0.99	0.96	0.98	58	73	0.000026989367
02/21	0.98	0.96	0.98	56	71	0.000026709983
02/22	0.97	0.96	0.98	55	70	0.000026673883
02/23	0.97	0.96	0.98	55	70	0.000026608429
02/24	0.97	0.96	0.98	55	70	0.000026671301
02/25	0.97	0.96	0.98	55	70	0.000026671301
02/26	0.97	0.96	0.98	55	70	0.000026671301
02/27	0.98	0.96	0.97	55	70	0.000026812020
02/28	0.98	0.97	0.97	55	69	0.000026761956

Rates Disclaimer (<https://www.texasclass.com/rates-disclaimer>)

# Interest History

## TXCLASS TX-01-0499-0002 Wilson County Construction Interest & SI

Inception Date: 10-Nov-16

Shareholder Account	Date	Type	Value	Transfer To/From	Transaction ID
TXCLASS TX-01-0499-0002	01-Feb-17	Income Reinvestment	\$0.48		TXT04481998
TXCLASS TX-01-0499-0002	02-Feb-17	Income Reinvestment	\$0.48		TXT04488062
TXCLASS TX-01-0499-0002	03-Feb-17	Income Reinvestment	\$1.43		TXT04495118
TXCLASS TX-01-0499-0002	06-Feb-17	Income Reinvestment	\$0.48		TXT04502677
TXCLASS TX-01-0499-0002	07-Feb-17	Income Reinvestment	\$0.48		TXT04510679
TXCLASS TX-01-0499-0002	08-Feb-17	Income Reinvestment	\$0.48		TXT04516635
TXCLASS TX-01-0499-0002	09-Feb-17	Income Reinvestment	\$0.48		TXT04524563
TXCLASS TX-01-0499-0002	10-Feb-17	Income Reinvestment	\$1.44		TXT04530795
TXCLASS TX-01-0499-0002	13-Feb-17	Income Reinvestment	\$0.49		TXT04539432
TXCLASS TX-01-0499-0002	14-Feb-17	Income Reinvestment	\$0.48		TXT04546493
TXCLASS TX-01-0499-0002	15-Feb-17	Income Reinvestment	\$0.48		TXT04553016
TXCLASS TX-01-0499-0002	16-Feb-17	Income Reinvestment	\$0.49		TXT04558579
TXCLASS TX-01-0499-0002	17-Feb-17	Income Reinvestment	\$1.96		TXT04567472
TXCLASS TX-01-0499-0002	21-Feb-17	Income Reinvestment	\$0.49		TXT04574751
TXCLASS TX-01-0499-0002	22-Feb-17	Income Reinvestment	\$0.49		TXT04582949
TXCLASS TX-01-0499-0002	23-Feb-17	Income Reinvestment	\$0.48		TXT04589684
TXCLASS TX-01-0499-0002	24-Feb-17	Income Reinvestment	\$1.46		TXT04595668
TXCLASS TX-01-0499-0002	27-Feb-17	Income Reinvestment	\$0.49		TXT04604621
TXCLASS TX-01-0499-0002	28-Feb-17	Income Reinvestment	\$0.49		TXT04611983

Shareholder Account Total:  
Grand Total:

\$13.55  
\$13.55

WILSON COUNTY, TEXAS  
SCHEDULE OF INDEBTEDNESS  
Feb-17

ROAD & BRIDGE WARRANTS 9/30/2005	SERIES UNPAID	DATE ISSUED	INTEREST RATE	TOTAL AMOUNT ORIGINAL ISSUE	TOTAL OUTSTANDING
Wood Valley	4 of 15	7/15/2004	5.25%	\$719,346.20	\$211,438.47
TOTAL WARRANTS				\$719,346.20	\$211,438.47
<b>LEASE PURCHASES</b>					
Precinct No. 1 John Deere Tractor	48 of 60	7/14/2015	0.000%	\$74,590.24	\$48,763.00
Precinct No. 2 Truck	52 of 60	5/3/2016	2.340%	\$111,696.01	\$95,762.45
Wilson County Collection Facility	48 of 48	12/15/2016	2.340%	\$41,156.00	\$40,337.25
Precinct No. 3 Volvo Roller	37 of 60	12/5/2014	2.3500%	\$50,219.00	\$31,661.77
Precinct No. 3 Volvo Pneumatic Roller	37 of 60	12/5/2014	2.3500%	\$64,869.00	\$40,898.21
Precinct No. 3 Volvo Backhoe	28 of 60	6/19/2014	2.3500%	\$93,242.00	\$44,876.39
Precinct No. 4 Volvo Motor Grader	30 of 60	6/17/2014	2.3500%	\$130,056.00	\$62,594.58
Precinct No. 4 Volvo Wheel Loader	6 of 60	7/25/2012	3.0000%	\$82,050.36	\$7,316.72
TOTAL LEASE PURCHASES				\$647,878.61	\$372,210.37
<b>BONDED DEBT</b>					
Series 2014 Limited Tax Refunding Bond	2014	2/20/2014	2.00%	\$8,215,000.00	\$7,405,000.00
GRAND TOTAL				\$9,064,402.20	\$7,988,648.84

Jan Hartl  
County Treasurer  
Wilson County

AFFIDAVIT  
WILSON COUNTY TREASURER'S REPORT  
FOR THE MONTH OF FEBRUARY 2017  
REGULAR TERM

We, the undersigned County Commissioners and County Judge of Wilson County, have compared, and examined the report of Jan Hartl, County Treasurer of Wilson County, for the month of FEBRUARY. Finding same correct and Article 114.026 of the Local Government Code has been complied with, we have caused an order to be entered upon the minutes of Commissioners' Court meeting stating the approval of Treasurer's report by our court. The amount of cash and other amounts in the custody of the County Treasurer, Jan Hartl, for FEBRUARY are:

WILSON COUNTY GENERAL FUNDS	1,458,211.20
OTHER BANK ACCOUNTS	457,813.31
TOTAL	<u>1,916,024.51</u>

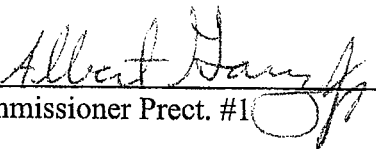
INVESTMENTS:	
CERTIFICATES OF DEPOSIT	597,754.54
TEXPOOL	12,342,772.46
TEXAS CLASS - CONSTRUCTION INTEREST & SINKING	18,190.10
TOTAL	<u>12,958,717.10</u>


TOTAL	14,874,741.61
-------	---------------

COMBINED INDEBTEDNESS	7,988,648.84
-----------------------	--------------


WITNESS our hands, officially this the 10TH day of APRIL 2017



  
\_\_\_\_\_  
County Judge

  
\_\_\_\_\_  
Commissioner Prec. #1

  
\_\_\_\_\_  
Commissioner Prec. #3

  
\_\_\_\_\_  
Commissioner Prec. #2

  
\_\_\_\_\_  
Commissioner Prec. #4

  
  
\_\_\_\_\_  
Eva S. Martinez  
County Clerk, Wilson County