

August 14, 2017

*The Honorable Commissioners' Court
Wilson County
Floresville, TX 78114*

Honorable Members of the Court:

In compliance with Article 114.026 of the Local Government Code, and also in compliance with House Bill 2459, Public Funds Investment Act, this monthly report and investment report for the month ending May 31, 2017 is submitted for your review for the recording in the minutes of the court.

The investments have been made in compliance with Wilson County's investment policy. It will be the objective of the county to earn the maximum rate of return allowed on its investments within policies imposed by its safety and liquidity objectives.

In accordance with House Bill 2459, Wilson County has diversified its portfolio. The total balance of all funds is \$13,156,249.62. Wilson County has 0.09% in Cash Management Accounts, 0.05% in Certificates of Deposits, 0.90% in Texpool, and 0.00% in Texas Class. The deposits and withdrawals of the accounts are listed on the following pages.

Investments are made with the intention of holding to maturity, but with the ability to liquidate should funds be needed. Total interest earned for the month ending May 31, 2017 is \$7,458.65. The average rate of return for the month being 0.74%.

It is an honor for me, as your County Treasurer to serve the Court and the citizens as the Certified Investment Officer for Wilson County.

Respectfully Submitted,



*Jan Hartl
Wilson County Treasurer*

ACCOUNT NUMBER AND TITLE	STARTING BALANCE	DEBIT BALANCE	CREDIT BALANCE	ENDING BALANCE
12-010-010 CASH IN BANK GENERAL FUND	3,296,072.40-	1,338,330.09	931,150.88	2,888,893.19-
20-010-010 CASH IN BANK LEOSE ACCT	30,103.44	0.00	0.00	30,103.44
21-010-010 R&B #1 CASH IN BANK	621,545.29	12,458.25	46,294.12	587,709.42
22-010-010 R&B #2 CASH IN BANK	568,189.04	19,572.95	69,395.62	518,366.37
23-010-010 R & B #3 CASH IN BANK	352,519.23	14,972.06	67,032.06	300,459.23
24-010-010 R&B #4 CASH IN BANK	571,219.85	18,470.83	76,036.15	513,654.53
25-010-010 TOTAL CASH IN BANK CIVIL FEES REPOR	541.79	7,074.60	150.00	7,466.39
26-010-010 CASH COURTHOUSE SECURITY	30,903.45-	2,553.27	14,843.46	43,193.64-
33-010-010 E & O CASH IN BANK	6,118.50-	305.00	0.00	5,813.50-
34-010-010 LIBRARY CASH IN BANK	304,370.82	7,310.00	34,037.42	277,643.40
36-010-010 JURY CASH IN BANK	4,674.93	0.00	1,880.00	2,794.93
37-010-010 CASH IN BANK - STATE COURT COST & F	1,000.30	1,690.99	1,000.30	1,690.99
39-010-010 SUBDIVISION CASH IN BANK	45,172.12	4,300.00	0.00	49,472.12
40-010-010 RECORDING FEE CASH N BANK	740,888.80	16,060.50	0.00	756,949.30
42-010-010 CASH CHILD ABUSE FUND	0.00	0.00	0.00	0.00
43-010-010 CASH PRETRIAL INTERV PROGRAM FUND	33,181.56	7,477.50	421.08	40,237.98
44-010-010 J.P.TECH CASH IN THE BANK	50,566.54	1,526.27	287.89	51,804.92
46-010-010 O.C. HOLDING ACCOUNT-CASH IN BANK	28,250.00	0.00	0.00	28,250.00
50-010-010 COUNTY TIF GRANT	33,899.67	0.00	4,460.35	29,439.32
51-010-010 FEMA 4223 DR TX BANK	232,817.24	17,500.00	17,500.00	232,817.24
54-010-010 CASH IN BANK - HOT CHECK HOLDING	0.00	895.30	880.30	15.00
57-010-010 J.P. HOLDING ACCOUNT CASH IN BANK	56,461.01	289,911.62	192,743.82	153,628.81
59-010-010 CASH IN BANK - INMATE PH	6,072.86	898.59	0.00	6,971.45
62-010-010 CASH IN BANK-COMMUNITY ECONOMIC DEV	3,816.37	0.00	0.00	3,816.37
63-010-010 COUNTY CLERK TECH - CASH IN BANK	1,680.00	12.00	0.00	1,692.00
64-010-010 JUV CASE MGT FUND - CASH IN BANK	110.00	0.00	0.00	110.00
GROUP-TOTAL	353,986.51	1,761,319.82	1,458,113.45	657,192.88
REPORT TOTAL	353,986.51	1,761,319.82	1,458,113.45	657,192.88

Pledge Report by Maturity Date
Pledge V WILSON COUNTY

SK Receipt	Code	Cusip	ID #	Current Face	Original Face	Description	ASC	Moody / S&P	Coupon	Maturity	Book Value	Fair Value
160071933	1001	642577N29	100719	275,000.00	275,000.00	NEW BRAUNPEL TX UTIL AGC QTEO PRE-1	AFS	Aa2 / A.A	4.000	07/01/2017	275,154.07	275,773.08
154059153	1001	796242QA6	100701	1,000,000.00	1,000,000.00	SAN ANTONIO TX ARPT SYS REV AGM TAXI	AFS	A1 / A.A	4.408	07/01/2017	1,000,000.00	1,000,294.00
160067996	1001	385082HH8	100658	475,000.00	475,000.00	GRANBURY TX UTIL SYS REV AGM QTEO	AFS	NR / A.A	3.500	09/15/2017	475,738.31	478,277.40
154073194	1001	549188QY9	100912	2,000,000.00	2,000,000.00	LUBBOCK TX REF GO TAXABLE	AFS	Aa2 / A.A+	1.230	02/15/2018	2,000,000.00	1,996,860.00
154072238	1001	723002LA7	100893	1,075,000.00	1,075,000.00	PINE TREE TX ISD REF GO PSF QTEO	AFS	NR / A.A-	3.500	02/15/2018	1,093,455.51	1,094,306.14
160057424	1001	31294KXT7	100570	39,965.98	39,965.98	FHLMC E #1590	AFS	Aa2 / A.A+	5.000	02/01/2019	39,759.03	40,353.90
154073193	1001	549188QZ6	100911	1,000,000.00	1,000,000.00	LUBBOCK TX REF GO TAXABLE	AFS	Aa2 / A.A+	1.460	02/15/2019	1,000,000.00	996,630.00
160045840	1001	3128MVA68	100515	23,873.97	23,873.97	FHLMC G #18006	AFS	Aa2 / A.A	5.500	08/01/2019	23,797.70	24,698.63
160069832	1001	016176FC8	100692	285,000.00	285,000.00	ALICE TX WTR AUTH REF GO AGM QTEO	AFS	A1 / A.A	5.000	08/15/2019	297,181.42	306,251.64
160077024	1001	076563GV1	100818	500,000.00	500,000.00	BEE CNTY TX REF GO AGM QTEO	AFS	A2 / A.A	3.000	08/15/2019	514,056.81	518,050.04
237002020	1001	775830ND0	100986	315,000.00	315,000.00	ROMA TX ISD REF CABS GO PSF QTEO	AFS	Aaa / NR	0.000	08/15/2019	304,318.98	304,890.42
160091286	1001	34681LHD3	100985	250,000.00	250,000.00	FORT BEND CNTY TX MUD #119 REF GO AGI	AFS	A2 / A.A	2.500	09/01/2020	254,965.37	256,098.60
160072529	1001	31397QC22	100721	290,947.32	290,947.32	FN11 17-CJ MTHLY-25TH	AFS	Aa2 / A.A	2.750	03/25/2021	291,659.05	293,661.29
237003937	1001	41421QGH4	100998	240,000.00	240,000.00	HARRIS CNTY TX MUD #106 REF GO AGM Q	AFS	NR / A.A	3.500	09/01/2021	250,984.94	251,536.80
160074915	1001	3136A0P35	100758	213,998.92	213,998.92	FNR 2011 86-DB MTHLY-25TH	AFS	Aa2 / A.A	1.500	09/25/2021	213,621.60	212,168.34
154066019	1001	3134C3KS8	100820	101,495.82	101,495.82	MLAN 2012 1-A10 MTHLY-15TH (FHLMC ISSI	AFS	Aa2 / A.A	2.060	01/15/2022	102,502.51	101,115.21
160059301	1001	31371LMH9	100585	125,960.07	125,960.07	FNMA #255160	AFS	Aa2 / A.A	5.500	03/01/2024	128,328.54	134,304.92
160070471	1001	31412RLX3	100703	70,930.76	70,930.76	FNMA #932842	AFS	Aa2 / A.A	3.500	12/01/2025	71,863.18	74,410.80
160075974	1001	3137AFXP2	100785	97,165.43	97,165.43	FHLMC 3941-BE MTHLY-15TH	AFS	Aa2 / A.A	2.000	03/15/2026	97,624.19	96,882.40
160076666	1001	3137AGBH2	100793	99,251.73	99,251.73	FHLMC 3945-BJ MTHLY-15TH	AFS	Aa2 / A.A	2.000	03/15/2026	99,761.75	98,967.15
154064238	1001	3137AGF54	100778	84,041.21	84,041.21	FHLMC 3939-EB MTHLY-15TH	AFS	Aa2 / A.A	1.750	03/15/2026	84,029.20	83,329.50
154064655	1001	3137AH4W7	100790	248,400.78	248,400.78	FHLMC 3936-KC MTHLY-15TH	AFS	Aa2 / A.A	1.500	03/15/2026	247,492.67	245,434.77
154063182	1001	3137AEGP4	100759	48,171.61	48,171.61	FHLMC 391 7-AB MTHLY-15TH	AFS	Aa2 / A.A	1.750	03/15/2026	48,293.06	47,798.48
154066643	1001	3137ALHM4	100823	321,909.93	321,909.93	FHR 3998-KG MTHLY-15TH	AFS	Aa2 / A.A	2.000	11/15/2026	323,774.84	319,749.51
154067553	1001	3137AFPNS	100830	420,437.32	420,437.32	FHR 4029-LA MTHLY-15TH	AFS	Aa2 / A.A	2.000	01/15/2027	423,283.43	417,266.55
154066456	1001	3137ALSNO	100817	329,167.57	329,167.57	FHLMC 3996-BA MTHLY-15TH	AFS	Aa2 / A.A	1.500	02/15/2027	329,035.30	322,485.77
154066895	1001	3136A5TK2	100827	291,166.47	291,166.47	FN12 33-CD MTHLY-25TH	AFS	Aa2 / A.A	2.000	03/25/2027	292,246.12	288,931.87
160078781	1001	3136A6AA2	100831	367,978.66	367,978.66	FNR 2012 52-DA MTHLY-25TH	AFS	Aa2 / A.A	2.000	05/25/2027	369,495.24	364,501.43
154068210	1001	3137AREY8	100835	385,869.52	385,869.52	FHR 4066-MG MTHLY-15TH	AFS	Aa2 / A.A	1.500	06/15/2027	384,429.86	376,429.98
160088054	1001	3138M8HU0	100948	1,183,079.93	1,183,079.93	FNMA #AP4742	AFS	Aa2 / A.A	2.500	08/01/2027	1,193,329.87	1,195,280.44
154073464	1001	3137AVFA0	100848	846,107.48	846,107.48	FHR 4120-NC MTHLY-15TH	AFS	Aa2 / A.A	1.500	10/15/2027	850,489.39	827,337.79
154063858	1001	3137AWUQ6	100914	486,960.08	486,960.08	FHR 4145-LC MTHLY-15TH	AFS	Aa2 / A.A	1.500	12/15/2027	488,205.52	473,235.51
154071957	1001	3136AAEF8	100849	536,510.03	536,510.03	FNR 2012 129-GD MTHLY-25TH	AFS	Aa2 / A.A	1.500	12/25/2027	539,726.55	521,791.46
160084831	1001	3136ABUZA	100870	517,141.34	517,141.34	FNR 2013 7-AD MTHLY-25TH	AFS	Aa2 / A.A	1.500	02/25/2028	519,681.05	503,348.53
154063858	1001	3136ADEN5	100900	466,966.35	466,966.35	FNR 2013 36-JC MTHLY-25TH	AFS	Aa2 / A.A	1.250	04/25/2028	466,757.27	451,124.29
154063858	1001	3137AFGL0	100770	432,520.95	432,520.95	FHLMC 3925-LD MTHLY-15TH	AFS	Aa2 / A.A	2.500	01/15/2041	435,573.74	433,425.98

Note: Refer to the U.S. Government and Agency Ratings report for ratings on treasury, agency and passthru securities.



9601 McAllister Freeway, Suite 301, San Antonio, Texas 78216-4633
(210) 224-5492
(210) 224-8787

II. Pledge & Safekeeping Reports

SouthTrust Bank
George West, TX

Pledge Report by Maturity Date

Pledge V: WILSON COUNTY

As of 05/31/17
Page 74

Safekeeping Receipt	SK Code	Cusip	ID #	Current Face	Original Face	Description	ASC	Moody / S&P	Coupon	Maturity	Book Value	Fair Value
		Items 36		15,445,019.23	36,407,292.51		320		2.261		15,530,616.07	15,429,508.62

*=Prerefunded N=New Purchase S=Sold C=Called M=Matured O=Paid Off D=In Default C=Sunk T=Put
Note: Refer to the U.S. Government and Agency Ratings report for ratings on treasury, agency and pass thru securities.

FIMSER (210) 224-5492
9601 McAllister Freeway Suite 301, San Antonio, Texas 78216-4633
(210) 224-8787

II. Pledge & Safekeeping Reports

ACCOUNT NUMBER AND TITLE	STARTING BALANCE	DEBIT BALANCE	CREDIT BALANCE	ENDING BALANCE
65-010-165 COUNTY SEIZURE HOLD CASH IN BANK	56,072.45	0.00	300.00	55,772.45
GROUP-TOTAL	56,072.45	0.00	300.00	55,772.45
66-010-166 CASH IN BANK - CONSTRUCTION WORKING	822.95	0.00	822.95	0.00
GROUP-TOTAL	822.95	0.00	822.95	0.00
67-010-167 CASH IN BANK - BOND INTEREST & SINK	124,417.36	8,285.45	0.00	132,702.81
GROUP-TOTAL	124,417.36	8,285.45	0.00	132,702.81
72-010-172 FEDERAL SEIZURE CASH IN BANK	498.41	0.00	0.00	498.41
GROUP-TOTAL	498.41	0.00	0.00	498.41
76-010-176 CASH IN BANK CREDIT CARD CLEARING	117,477.81	59,031.58	117,679.81	58,829.58
GROUP-TOTAL	117,477.81	59,031.58	117,679.81	58,829.58
86-010-186 WOODVALLEY ACRES CASH IN BANK I&S	67,138.61	1,008.69	0.00	68,147.30
GROUP-TOTAL	67,138.61	1,008.69	0.00	68,147.30
90-010-190 4TH COURT OF APPEALS CASH IN BANK	694.80	285.00	285.00	694.80
GROUP-TOTAL	694.80	285.00	285.00	694.80
93-010-193 ST TAX ACCT CASH IN BANK	17,395.93	33,888.91	0.00	51,284.84
GROUP-TOTAL	17,395.93	33,888.91	0.00	51,284.84
95-010-195 LAW LIBRARY CASH IN BANK	54,928.88	1,585.00	2,046.13	54,467.75
GROUP-TOTAL	54,928.88	1,585.00	2,046.13	54,467.75
96-010-196 CO ATTY ACCT CASH IN BANK	32,572.18	120.00	0.00	32,692.18
GROUP-TOTAL	32,572.18	120.00	0.00	32,692.18
97-010-197 CIVIL PREPAR CASH IN BANK	80,910.15	4,050.00	0.00	84,960.15
GROUP-TOTAL	80,910.15	4,050.00	0.00	84,960.15
99-010-199 LANDFILL CASH IN BANK	18,044.62	0.00	18,044.62	0.00
GROUP-TOTAL	18,044.62	0.00	18,044.62	0.00
REPORT TOTAL	570,974.15	108,254.63	139,178.51	540,050.27

ACCOUNT NUMBER AND TITLE	STARTING BALANCE	DEBIT BALANCE	CREDIT BALANCE	ENDING BALANCE
12-025-075 TEXPOOL INVESTMENTS	12,342,772.46	0.00	1,000,000.00	11,342,772.46
GROUP-TOTAL	12,342,772.46	0.00	1,000,000.00	11,342,772.46
12-025-090 INVESTMENT IN CD #30668	200,000.00	0.00	0.00	200,000.00
GROUP-TOTAL	200,000.00	0.00	0.00	200,000.00
65-010-075 COUNTY SEIZURE CD #30311	1,947.94	0.00	0.00	1,947.94
GROUP-TOTAL	1,947.94	0.00	0.00	1,947.94
67-010-075 CASH IN BANK-TEXAS CLASS	18,221.30	16.81	0.00	18,238.11
GROUP-TOTAL	18,221.30	16.81	0.00	18,238.11
80-010-075 JACKSON MEM PARK CD #30461	15,535.15	69.91	0.00	15,605.06
GROUP-TOTAL	15,535.15	69.91	0.00	15,605.06
88-010-076 DEWEES REM HOUSE CD #31515	8,794.55	0.00	0.00	8,794.55
GROUP-TOTAL	8,794.55	0.00	0.00	8,794.55
95-010-075 LAW LIBRARY CD #30030	50,698.83	6.25	0.00	50,705.08
GROUP-TOTAL	50,698.83	6.25	0.00	50,705.08
97-010-075 CIVIL PREPARENESS CD #30434	309,707.36	50.91	0.00	309,758.27
GROUP-TOTAL	309,707.36	50.91	0.00	309,758.27
99-010-075 LANDFILL CD #31049	8,097.32	0.00	0.00	8,097.32
GROUP-TOTAL	8,097.32	0.00	0.00	8,097.32
99-010-076 LANDFILL CD#30619	3,087.68	0.00	0.00	3,087.68
GROUP-TOTAL	3,087.68	0.00	0.00	3,087.68
REPORT TOTAL	12,958,862.59	143.88	1,000,000.00	11,959,006.47

Wilson County
Investment Type CD
MAY 2017

CERTIFICATES OF DEPOSIT

DESCRIPTION	CD #	ORIGINATION DATE	ORIGINATION AMOUNT	MATURITY DATE	INTEREST PAYS	INTEREST RATE	CONTRIBUTION AMOUNT	WITHDRAWAL AMOUNT	INTEREST PAID	ENDING BOOK BALANCE
General Funds	30668	08/11/10	\$200,000.00	05/04/17	Monthly	0.55%		\$90.41	\$90.41	\$200,000.00
Sheriff Seizure Acct	30311	11/16/08	\$1,947.94	11/14/17	Yearly	0.45%				\$1,947.94
Jackson Memorial Fund	31509	05/20/11	\$15,535.15	05/18/18	Yearly	0.50%			\$69.91	\$15,605.06
Deweese Renschel House	31515	11/18/13	\$8,794.55	06/12/18	Yearly	0.45%				\$8,794.55
Law Library	30030	11/11/08	\$50,698.83	05/28/17	Monthly	0.15%			\$6.25	\$50,705.08
Civil Preparedness	30434	04/17/09	\$309,707.36	05/05/17	Monthly	0.20%			\$50.91	\$309,758.27
Landfill	31049	05/17/11	\$8,097.32	08/25/17	Yearly	0.45%				\$8,097.32
Landfill	30619	03/23/10	\$3,087.68	08/13/17	6 months	0.25%				\$3,087.68
Totals			\$597,868.83			0.38%			\$217.48	\$597,995.90

INVESTMENT POOL - TEXPOOL

DESCRIPTION	INTEREST PAYS	INTEREST RATE	BEGINNING PRINCIPAL	CONTRIBUTION AMOUNT	WITHDRAWAL AMOUNT	MONTHLY INTEREST PAID	ENDING BOOK VALUE
449/7880600001	Monthly	0.7689%	\$12,342,772.46	\$0.00	\$1,007,224.36	\$7,224.36	\$11,342,772.46

CLASS - WILSON COUNTY COUNSTRUCTION INTEREST & SINKING ACCOUNT

DESCRIPTION	INTEREST PAYS	INTEREST RATE	BEGINNING PRINCIPAL	CONTRIBUTION AMOUNT	WITHDRAWAL AMOUNT	MONTHLY INTEREST PAID	ENDING BOOK VALUE
TX-01-0499-0002 Int & Sinking Construct Acct	Monthly	1.09%	\$18,221.30	\$0.00	\$0.00	\$16.81	\$18,238.11

Total Investments

\$11,959,006.47

TEXAS COOPERATIVE LIQUID ASSETS SECURITIES SYSTEM

RATE HISTORY

Texas CLASS Rate History						
May 2017						
Date	Daily Rate	YTD Yield (%)	7-Day Yield (%)	WAM Days to Reset	WAM Days to Final	Daily Dividend
05/01	1.08	1.00	1.08	53	68	0.000029578245
05/02	1.08	1.00	1.08	53	68	0.000029454794
05/03	1.08	1.00	1.08	54	69	0.000029456959
05/04	1.08	1.00	1.08	54	69	0.000029454794
05/05	1.08	1.00	1.08	56	70	0.000029454795
05/06	1.08	1.00	1.08	56	70	0.000029454795
05/07	1.08	1.00	1.08	56	70	0.000029454795
05/08	1.08	1.00	1.08	55	68	0.000029615934
05/09	1.08	1.00	1.08	57	70	0.000029454795
05/10	1.08	1.00	1.08	56	70	0.000029454795
05/11	1.08	1.00	1.08	58	71	0.000029454795
05/12	1.08	1.00	1.08	58	71	0.000029454795
05/13	1.08	1.00	1.08	58	71	0.000029454795
05/14	1.08	1.00	1.08	58	71	0.000029454795
05/15	1.09	1.00	1.08	58	71	0.000029971042
05/16	1.09	1.01	1.08	58	71	0.000029745973
05/17	1.09	1.01	1.08	57	70	0.000029752326
05/18	1.09	1.01	1.08	57	70	0.000029789994
05/19	1.09	1.01	1.09	57	70	0.000029844769
05/20	1.09	1.01	1.09	57	70	0.000029844769
05/21	1.09	1.01	1.09	57	70	0.000029844769
05/22	1.09	1.01	1.09	55	68	0.000029878070
05/23	1.09	1.01	1.09	55	67	0.000029858906
05/24	1.09	1.01	1.09	54	67	0.000029841553
05/25	1.10	1.01	1.09	54	66	0.000030007403
05/26	1.10	1.01	1.09	54	68	0.000030014633
05/27	1.10	1.01	1.09	54	68	0.000030014633
05/28	1.10	1.01	1.09	54	68	0.000030014633
05/29	1.10	1.01	1.09	54	68	0.000030014633
05/30	1.11	1.01	1.09	52	65	0.000030442764
05/31	1.10	1.01	1.10	51	64	0.000030101585

Rates Disclaimer (<https://www.texasclass.com/rates-disclaimer>)



Daily Summary

Date	Money Mkt. Fund Equiv. (SEC Std.)	Dividend Factor	TexPool Invested Balance	NAV	WAM Days	WAL Days
5/1	0.7424%	0.000020341	\$18,106,077,164.91	1.00008	41	108
5/2	0.7438%	0.000020379	\$18,167,240,209.52	1.00008	41	107
5/3	0.7425%	0.000020342	\$18,136,977,897.83	1.00007	40	104
5/4	0.7415%	0.000020316	\$18,081,718,182.52	1.00007	41	107
5/5	0.7512%	0.000020581	\$18,038,481,980.26	1.00007	41	106
5/6	0.7512%	0.000020581	\$18,038,481,980.26	1.00007	41	106
5/7	0.7512%	0.000020581	\$18,038,481,980.26	1.00007	41	106
5/8	0.7545%	0.000020670	\$18,023,205,697.09	1.00006	39	104
5/9	0.7516%	0.000020592	\$17,990,241,782.47	1.00006	39	102
5/10	0.7710%	0.000021124	\$17,984,986,645.20	1.00006	40	104
5/11	0.7682%	0.000021046	\$17,930,656,502.23	1.00006	39	104
5/12	0.7640%	0.000020931	\$18,102,350,857.08	1.00006	39	103
5/13	0.7640%	0.000020931	\$18,102,350,857.08	1.00006	39	103
5/14	0.7640%	0.000020931	\$18,102,350,857.08	1.00006	39	103
5/15	0.7667%	0.000021005	\$17,915,741,627.72	1.00005	37	101
5/16	0.7668%	0.000021008	\$17,908,968,486.71	1.00005	37	100
5/17	0.7708%	0.000021118	\$17,774,880,614.43	1.00006	37	101
5/18	0.7704%	0.000021107	\$18,009,810,348.15	1.00006	37	99
5/19	0.7732%	0.000021184	\$17,902,438,505.88	1.00005	39	103
5/20	0.7732%	0.000021184	\$17,902,438,505.88	1.00005	39	103
5/21	0.7732%	0.000021184	\$17,902,438,505.88	1.00005	39	103
5/22	0.7726%	0.000021167	\$17,895,344,600.06	1.00005	36	101
5/23	0.7722%	0.000021156	\$17,937,008,848.08	1.00004	37	98
5/24	0.7841%	0.000021481	\$17,870,801,049.00	1.00004	38	103
5/25	0.7897%	0.000021635	\$17,636,738,629.64	1.00003	42	107
5/26	0.7935%	0.000021741	\$17,554,961,623.04	1.00003	42	107
5/27	0.7935%	0.000021741	\$17,554,961,623.04	1.00003	42	107
5/28	0.7935%	0.000021741	\$17,554,961,623.04	1.00003	42	107
5/29	0.7935%	0.000021741	\$17,554,961,623.04	1.00003	42	107
5/30	0.7924%	0.000021709	\$17,537,126,664.26	1.00003	38	104
5/31	0.7952%	0.000021787	\$17,703,427,842.31	1.00003	37	102
Average:	0.7689%	0.000021066	\$17,901,955,268.19	1.00005	39	104

WILSON COUNTY, TEXAS
SCHEDULE OF INDEBTEDNESS
May-17

ROAD & BRIDGE WARRANTS 9/30/2005	SERIES UNPAID	DATE ISSUED	INTEREST RATE	TOTAL AMOUNT ORIGINAL ISSUE	TOTAL OUTSTANDING
Wood Valley	3 of 15	7/15/2004	5.25%	\$719,346.20	\$211,438.47
TOTAL WARRANTS				\$719,346.20	\$211,438.47
LEASE PURCHASES					
Precinct No. 1 John Deere Tractor	45 of 60	7/14/2015	0.000%	\$74,590.24	\$41,958.88
Precinct No. 2 Truck	49 of 60	5/3/2016	2.340%	\$111,696.01	\$90,388.88
Wilson County Collection Facility	43 of 48	12/15/2016	2.340%	\$41,156.00	\$37,046.25
Precinct No. 3 Volvo Roller	34 of 60	12/5/2014	2.3500%	\$50,219.00	\$29,179.11
Precinct No. 3 Volvo Pneumatic Roller	34 of 60	12/5/2014	2.3500%	\$64,869.00	\$37,691.31
Precinct No. 3 Volvo Backhoe	25 of 60	6/19/2014	2.3500%	\$93,242.00	\$40,184.95
Precinct No. 4 Volvo Motor Grader	26 of 60	6/17/2014	2.3500%	\$130,056.00	\$56,050.85
Precinct No. 4 Volvo Wheel Loader	2 of 60	7/25/2012	3.0000%	\$82,050.36	\$2,937.65
Precinct No. 4 Caterpillar Backhoe Loader	59 of 60	3/2/2017	3.2001%	\$75,101.00	\$73,744.86
TOTAL LEASE PURCHASES				\$722,979.61	\$409,182.74
BONDED DEBT					
Series 2014 Limited Tax Refunding Bond	2014	2/20/2014	2.00%	\$8,215,000.00	\$7,405,000.00
GRAND TOTAL				\$9,064,402.20	\$8,025,621.21


Jan Hartl
County Treasurer
Wilson County

AFFIDAVIT
WILSON COUNTY TREASURER'S REPORT
FOR THE MONTH OF MAY 2017
REGULAR TERM


We, the undersigned County Commissioners and County Judge of Wilson County, have compared, and examined the report of Jan Hartl, County Treasurer of Wilson County, for the month of MAY. Finding same correct and Article 114.026 of the Local Government Code has been complied with, we have caused an order to be entered upon the minutes of Commissioners' Court meeting stating the approval of Treasurer's report by our court. The amount of cash and other amounts in the custody of the County Treasurer, Jan Hartl, for MAY are:

WILSON COUNTY GENERAL FUNDS	657,192.88
OTHER BANK ACCOUNTS	540,050.27
TOTAL	<u>1,197,243.15</u>
INVESTMENTS:	
CERTIFICATES OF DEPOSIT	597,995.90
TEXPOOL	11,342,772.46
TEXAS CLASS - CONSTRUCTION INTEREST & SINKING	18,238.11
TOTAL	<u>11,959,006.47</u>
TOTAL	13,156,249.62
COMBINED INDEBTEDNESS	8,025,621.21


WITNESS our hands, officially this the 14TH day of AUGUST 2017





County Judge



Commissioner Prec. #1




Commissioner Prec. #3

Commissioner Prec. #2

Absent

Commissioner Prec. #4



Eva S. Martinez
County Clerk, Wilson County