

May 29, 2018

*The Honorable Commissioners' Court  
Wilson County  
Floresville, TX 78114*

*Honorable Members of the Court:*

*In compliance with Article 114.026 of the Local Government Code, and also in compliance with House Bill 2459, Public Funds Investment Act, this monthly report and investment report for the month ending March 31, 2018 is submitted for your review for the recording in the minutes of the court.*

*The investments have been made in compliance with Wilson County's investment policy. It will be the objective of the county to earn the maximum rate of return allowed on its investments within policies imposed by its safety and liquidity objectives.*

*In accordance with House Bill 2459, Wilson County has diversified its portfolio. The total balance of all funds is \$16,313,466.76. Wilson County has 0.07% in Cash Management Accounts, 0.04% in Certificates of Deposits, 0.89% in Texpool, and 0.00% in Texas Class. The deposits and withdrawals of the accounts are listed on the following pages.*

*Investments are made with the intention of holding to maturity, but with the ability to liquidate should funds be needed. Total interest earned for the month ending March 31, 2018 is \$18,991.88. The average rate of return for the month being 1.26%.*

*It is an honor for me, as your County Treasurer to serve the Court and the citizens as the Certified Investment Officer for Wilson County.*

*Respectfully Submitted,*



*Jan Hartl*

*Wilson County Treasurer*

| ACCOUNT NUMBER AND TITLE                       | STARTING<br>BALANCE | DEBIT<br>BALANCE | CREDIT<br>BALANCE | ENDING<br>BALANCE |
|--|---------------------|------------------|-------------------|-------------------|
| 12-010-010 CASH IN BANK GENERAL FUND           | 3,112,443.71-       | 703,549.60       | 1,163,193.73      | 3,572,087.84-     |
| 20-010-010 CASH IN BANK LEASE ACCT             | 37,069.43           | 0.00             | 0.00              | 37,069.43         |
| 21-010-010 R&B #1 CASH IN BANK                 | 667,084.30          | 71,479.41        | 65,404.88         | 673,158.83        |
| 22-010-010 R&B #2 CASH IN BANK                 | 680,436.86          | 114,699.13       | 68,262.72         | 726,873.27        |
| 23-010-010 R & B #3 CASH IN BANK               | 537,707.89          | 86,441.34        | 68,517.99         | 555,631.24        |
| 24-010-010 R&B #4 CASH IN BANK                 | 606,889.86          | 159,039.17       | 117,614.85        | 648,314.18        |
| 25-010-010 TOTAL CASH IN BANK CIVIL FEES REPOR | 7,740.99            | 10,097.20        | 0.00              | 17,838.19         |
| 26-010-010 CASH COURTHOUSE SECURITY            | 10,495.63-          | 3,803.22         | 15,017.66         | 21,710.07-        |
| 33-010-010 E & O CASH IN BANK                  | 8,169.50-           | 405.00           | 0.00              | 7,764.50-         |
| 34-010-010 LIBRARY CASH IN BANK                | 317,700.75          | 14,932.63        | 25,871.61         | 306,761.77        |
| 36-010-010 JURY CASH IN BANK                   | 3,861.10            | 923.00           | 1,160.00          | 3,624.10          |
| 37-010-010 CASH IN BANK - STATE COURT COST & F | 1,118.71            | 2,271.42         | 1,118.71          | 2,271.42          |
| 39-010-010 SUBDIVISION CASH IN BANK            | 52,464.62           | 500.00           | 947.50            | 52,017.12         |
| 40-010-010 RECORDING FEE CASH N BANK           | 632,273.62          | 33,524.75        | 5,984.60          | 659,813.77        |
| 42-010-010 CASH CHILD ABUSE FUND               | 0.00                | 0.00             | 0.00              | 0.00              |
| 43-010-010 CASH PRETRIAL INTERV PROGRAM FUND   | 121,074.94          | 12,807.10        | 1,500.00          | 132,382.04        |
| 44-010-010 J.P.TECH CASH IN THE BANK           | 35,850.54           | 1,836.74         | 1,752.09          | 35,935.19         |
| 46-010-010 O.C. HOLDING ACCOUNT-CASH IN BANK   | 28,250.00           | 0.00             | 0.00              | 28,250.00         |
| 50-010-010 COUNTY TIF GRANT                    | 80,145.98           | 9,061.92         | 16,300.63         | 72,907.27         |
| 51-010-010 FEMA 4223 DR TX BANK                | 79,880.04           | 0.00             | 0.00              | 79,880.04         |
| 52-010-010 VAWA-GRANT 3015402                  | 24,313.68-          | 0.00             | 10,648.30         | 34,961.98-        |
| 53-010-010 VOCA GRANT 3309901 BANK ACCT        | 13,292.22-          | 0.00             | 4,436.88          | 17,729.10-        |
| 54-010-010 CASH IN BANK - HOT CHECK HOLDING    | 75.00-              | 992.76           | 992.76            | 75.00-            |
| 55-010-010 BODY ARMOR-GRANT-3513201            | 0.00                | 0.00             | 0.00              | 0.00              |
| 57-010-010 J.P. HOLDING ACCOUNT CASH IN BANK   | 90,165.26           | 201,205.78       | 287,759.10        | 3,611.94          |
| 59-010-010 CASH IN BANK - INMATE PH            | 13,664.07           | 1,201.11         | 0.00              | 14,865.18         |
| 62-010-010 CASH IN BANK-COMMUNITY ECONOMIC DEV | 3,816.37            | 0.00             | 0.00              | 3,816.37          |
| 63-010-010 COUNTY CLERK TECH - CASH IN BANK    | 1,893.00            | 56.00            | 0.00              | 1,949.00          |
| 64-010-010 JUV CASE MGT FUND - CASH IN BANK    | 115.00              | 0.00             | 0.00              | 115.00            |
| GROUP-TOTAL                                    | 830,413.59          | 1,428,827.28     | 1,856,484.01      | 402,756.86        |
| REPORT TOTAL                                   | 830,413.59          | 1,428,827.28     | 1,856,484.01      | 402,756.86        |

### Pledge Report by Maturity Date

Pledge V: WILSON COUNTY

| SK Receipt Code | Cusip     | ID #   | Current Face  | Original Face | Description                            | ASC | Moody / S&P | Coupon | Maturity   | Book Value    | Fair Value   |
|-----------------|-----------|--------|---------------|---------------|--|-----|-------------|--------|------------|---------------|--------------|
| 160091286       | 912828U32 | 101071 | 2,000,000.00  | 2,000,000.00  | US TREASURY NOTES                      | AFS |             | 1.000  | 11/15/2019 | 1,982,517.69  | 1,958,203.12 |
| 160072529       | 34681LHD3 | 100985 | 250,000.00    | 250,000.00    | FORT BEND CNTY TX MUD #119 REF GO AG   | AFS | A2/AA       | 2.500  | 09/01/2020 | 253,692.17    | 252,190.12   |
| 237008937       | 31397QC22 | 100721 | 185,079.12    | 185,079.12    | FNI 17-CI MTHLY-25TH                   | AFS |             | 2.750  | 03/25/2021 | 185,461.83    | 184,384.32   |
| 160074915       | 41421QCH4 | 100998 | 240,000.00    | 240,000.00    | HARRIS CNTY TX MUD #106 REF GO AGM Q   | AFS | NR/AA       | 3.500  | 09/01/2021 | 248,168.29    | 246,861.32   |
| 154066019       | 3136A0P35 | 100758 | 152,441.88    | 152,441.88    | FNR 2011 86-DB MTHLY-25TH              | AFS |             | 1.500  | 09/25/2021 | 152,224.91    | 149,232.95   |
| 160059301       | 3134G3K58 | 100820 | 82,158.27     | 82,158.27     | MLAN 2012 1-A10 MTHLY-15TH (FHLMC ISSI | AFS |             | 2.060  | 01/15/2022 | 82,881.73     | 79,898.92    |
| 160070470       | 31371LMF9 | 100585 | 99,227.88     | 99,227.88     | FNMA #255160                           | AFS |             | 5.500  | 03/01/2024 | 100,921.81    | 107,445.19   |
| 160070590       | 3149GCZ5  | 100704 | 232,007.42    | 232,007.42    | FNMA #AE5487                           | AFS |             | 3.500  | 10/01/2025 | 235,950.17    | 236,645.08   |
| 160070471       | 3138A2CF4 | 100700 | 160,127.39    | 160,127.39    | FNMA #AH0969                           | AFS |             | 3.500  | 12/01/2025 | 160,696.79    | 163,480.06   |
| 160076666       | 31412RLX3 | 100703 | 283,588.08    | 283,588.08    | FNMA #932842                           | AFS |             | 3.500  | 12/01/2025 | 287,059.07    | 289,525.71   |
| 154064238       | 3137AFXP2 | 100785 | 222,907.98    | 222,907.98    | FHLMC 3941-BE MTHLY-15TH               | AFS |             | 2.000  | 03/15/2026 | 223,809.71    | 217,868.73   |
| 154064655       | 3137AEGP4 | 100759 | 268,518.20    | 268,518.20    | FHLMC 3939-EB MTHLY-15TH               | AFS |             | 2.000  | 03/15/2026 | 223,623.34    | 217,655.85   |
| 154063182       | 3137ALHM4 | 100823 | 342,657.94    | 342,657.94    | FHLMC 3936-KC MTHLY-15TH               | AFS |             | 2.000  | 03/15/2026 | 209,602.38    | 203,868.60   |
| 154066456       | 3137A0FN5 | 100817 | 270,771.85    | 270,771.85    | FHLMC 3917-AB MTHLY-15TH               | AFS |             | 1.750  | 03/15/2026 | 187,370.06    | 182,549.04   |
| 154068210       | 3137A08H0 | 100948 | 241,642.89    | 241,642.89    | FHLMC 3945-EJ MTHLY-15TH               | AFS |             | 1.500  | 03/15/2026 | 155,697.44    | 151,143.15   |
| 154066895       | 3136A5TK2 | 100827 | 301,872.63    | 301,872.63    | FNR 2012 52-DA MTHLY-25TH              | AFS |             | 2.000  | 05/25/2027 | 303,028.88    | 290,709.04   |
| 160078781       | 3137AREY8 | 100835 | 304,525.99    | 304,525.99    | FHR 4066-MG MTHLY-15TH                 | AFS |             | 2.500  | 06/15/2027 | 303,478.99    | 289,792.10   |
| 154066553       | 3137A0FN5 | 100830 | 342,657.94    | 342,657.94    | FHR 4029-LA MTHLY-15TH                 | AFS |             | 2.000  | 01/15/2027 | 344,755.73    | 331,288.56   |
| 154066456       | 3137A0FN5 | 100830 | 342,657.94    | 342,657.94    | FHLMC 3996-BA MTHLY-15TH               | AFS |             | 1.500  | 02/15/2027 | 270,671.74    | 299,050.51   |
| 154066456       | 3137A0FN5 | 100830 | 342,657.94    | 342,657.94    | FHLMC 3996-BA MTHLY-15TH               | AFS |             | 2.000  | 03/25/2027 | 242,463.39    | 233,523.84   |
| 154066895       | 3136A5TK2 | 100831 | 301,872.63    | 301,872.63    | FNR 2012 52-DA MTHLY-25TH              | AFS |             | 2.000  | 05/25/2027 | 303,028.88    | 290,709.04   |
| 160078781       | 3137AREY8 | 100835 | 304,525.99    | 304,525.99    | FHR 4066-MG MTHLY-15TH                 | AFS |             | 2.500  | 06/15/2027 | 303,478.99    | 289,792.10   |
| 154068210       | 3137A08H0 | 100948 | 241,642.89    | 241,642.89    | FNMA #AP4742                           | AFS |             | 2.500  | 08/01/2027 | 1,005,149.17  | 975,445.33   |
| 160088054       | 3137AVFA0 | 100848 | 710,794.00    | 710,794.00    | FHR 4120-NC MTHLY-15TH                 | AFS |             | 1.500  | 10/15/2027 | 714,201.93    | 676,336.11   |
| 154073464       | 3137AWUQ6 | 100914 | 405,074.53    | 405,074.53    | FHR 4145-LC MTHLY-15TH                 | AFS |             | 1.500  | 12/15/2027 | 461,064.44    | 432,168.88   |
| 154063858       | 3136A0E08 | 100849 | 458,498.03    | 458,498.03    | FNR 2012 129-GD MTHLY-25TH             | AFS |             | 1.500  | 12/25/2028 | 432,468.55    | 406,118.81   |
| 154071917       | 3136A0U24 | 100870 | 430,516.20    | 430,516.20    | FNR 2013 7-AD MTHLY-25TH               | AFS |             | 1.500  | 02/25/2028 | 388,864.86    | 365,711.51   |
| 160084831       | 3136ADENS | 100900 | 389,026.69    | 389,026.69    | FNR 2013 36-JC MTHLY-25TH              | AFS |             | 1.250  | 04/25/2028 | 354,970.75    | 339,986.51   |
| 154063858       | 3137A0FN5 | 100770 | 352,696.31    | 352,696.31    | FHLMC 3925-LD MTHLY-15TH               | AFS |             | 2.500  | 01/15/2041 | 354,970.75    | 339,986.51   |
|                 |           |        | 10,156,714.51 | 34,790,000.00 |  |     |             | 1.884  |            | 10,186,705.78 | 9,884,545.03 |

Items 28

\*=Prerefunded N=New Purchase S=Sold C=Called M=Matured O=Paid Off D=In Default C=Stunk T=Put  
Note: Refer to the U.S. Government and Agency Ratings report for ratings on treasury, agency and pass thru securities.

## II. Pledge & Safekeeping Reports



| ACCOUNT NUMBER AND TITLE                     | STARTING<br>BALANCE | DEBIT<br>BALANCE | CREDIT<br>BALANCE | ENDING<br>BALANCE |
|--|---------------------|------------------|-------------------|-------------------|
| 65-010-165 COUNTY SEIZURE HOLD CASH IN BANK  | 62,283.20           | 0.00             | 0.00              | 62,283.20         |
| GROUP-TOTAL                                  | 62,283.20           | 0.00             | 0.00              | 62,283.20         |
| 67-010-167 CASH IN BANK - BOND I & S         | 67,129.23           | 25,183.29        | 0.00              | 92,312.52         |
| GROUP-TOTAL                                  | 67,129.23           | 25,183.29        | 0.00              | 92,312.52         |
| 72-010-172 FEDERAL SEIZURE CASH IN BANK      | 498.41              | 0.00             | 0.00              | 498.41            |
| GROUP-TOTAL                                  | 498.41              | 0.00             | 0.00              | 498.41            |
| 76-010-176 CASH IN BANK CREDIT CARD CLEARING | 177,937.49          | 67,866.34        | 39,208.77         | 206,595.06        |
| GROUP-TOTAL                                  | 177,937.49          | 67,866.34        | 39,208.77         | 206,595.06        |
| 86-010-186 WOODVALLEY ACRES CASH IN BANK I&S | 67,782.35           | 1,545.27         | 361.76            | 68,965.86         |
| GROUP-TOTAL                                  | 67,782.35           | 1,545.27         | 361.76            | 68,965.86         |
| 90-010-190 4TH COURT OF APPEALS CASH IN BANK | 1,179.80            | 380.00           | 240.00            | 1,319.80          |
| GROUP-TOTAL                                  | 1,179.80            | 380.00           | 240.00            | 1,319.80          |
| 93-010-193 ST TAX ACCT CASH IN BANK          | 60,394.61           | 44,350.31        | 144.50            | 104,600.42        |
| GROUP-TOTAL                                  | 60,394.61           | 44,350.31        | 144.50            | 104,600.42        |
| 95-010-195 LAW LIBRARY CASH IN BANK          | 47,193.28           | 1,610.00         | 975.04            | 47,828.24         |
| GROUP-TOTAL                                  | 47,193.28           | 1,610.00         | 975.04            | 47,828.24         |
| 96-010-196 CO ATTY ACCT CASH IN BANK         | 33,200.91           | 125.00           | 6,000.00          | 27,325.91         |
| GROUP-TOTAL                                  | 33,200.91           | 125.00           | 6,000.00          | 27,325.91         |
| 97-010-197 CIVIL PREPAR CASH IN BANK         | 115,960.15          | 4,975.00         | 0.00              | 120,935.15        |
| GROUP-TOTAL                                  | 115,960.15          | 4,975.00         | 0.00              | 120,935.15        |
| REPORT TOTAL                                 | 633,559.43          | 146,035.21       | 46,930.07         | 732,664.57        |

| ACCOUNT NUMBER AND TITLE               | STARTING<br>BALANCE | DEBIT<br>BALANCE | CREDIT<br>BALANCE | ENDING<br>BALANCE |
|--|---------------------|------------------|-------------------|-------------------|
| 12-025-075 TEXPOOL INVESTMENTS         | 14,542,072.46       | 0.00             | 0.00              | 14,542,072.46     |
| GROUP-TOTAL                            | 14,542,072.46       | 0.00             | 0.00              | 14,542,072.46     |
| 12-025-090 INVESTMENT IN CD #30668     | 200,000.00          | 0.00             | 0.00              | 200,000.00        |
| GROUP-TOTAL                            | 200,000.00          | 0.00             | 0.00              | 200,000.00        |
| 65-010-075 COUNTY SEIZURE CD #30311    | 1,947.94            | 0.00             | 0.00              | 1,947.94          |
| GROUP-TOTAL                            | 1,947.94            | 0.00             | 0.00              | 1,947.94          |
| 67-010-075 CASH IN BANK - TEXAS CLASS  | 48,427.31           | 71.96            | 0.00              | 48,499.27         |
| GROUP-TOTAL                            | 48,427.31           | 71.96            | 0.00              | 48,499.27         |
| 80-010-075 JACKSON MEM PARK CD #30461  | 15,605.06           | 0.00             | 0.00              | 15,605.06         |
| GROUP-TOTAL                            | 15,605.06           | 0.00             | 0.00              | 15,605.06         |
| 88-010-076 DEWEES REM HOUSE CD #31515  | 8,834.13            | 0.00             | 0.00              | 8,834.13          |
| GROUP-TOTAL                            | 8,834.13            | 0.00             | 0.00              | 8,834.13          |
| 95-010-075 LAW LIBRARY CD #30030       | 50,761.37           | 6.26             | 0.00              | 50,767.63         |
| GROUP-TOTAL                            | 50,761.37           | 6.26             | 0.00              | 50,767.63         |
| 97-010-075 CIVIL PREPARENESS CD #30434 | 310,216.85          | 101.99           | 0.00              | 310,318.84        |
| GROUP-TOTAL                            | 310,216.85          | 101.99           | 0.00              | 310,318.84        |
| REPORT TOTAL                           | 15,177,865.12       | 180.21           | 0.00              | 15,178,045.33     |

Investment Type CD  
MARCH 2018

CERTIFICATES OF DEPOSIT

| DESCRIPTION             | CD #  | ORIGINATION DATE | ORIGINATION AMOUNT | MATURITY DATE | INTEREST PAYS | INTEREST RATE | CONTRIBUTION AMOUNT | WITHDRAWAL AMOUNT | INTEREST PAID | ENDING BOOK BALANCE |
|-------------------------|-------|------------------|--------------------|---------------|---------------|---------------|---------------------|-------------------|---------------|---------------------|
| General Funds           | 30668 | 08/11/10         | \$200,000.00       | 03/04/18      | Monthly       | 0.55%         |                     |                   | \$84.38       | \$200,000.00        |
| Sheriff Seizure Acct    | 30311 | 11/16/08         | \$1,947.94         | 11/14/17      | Yearly        | 0.45%         |                     |                   |               | \$1,947.94          |
| Jackson Memorial Fund   | 31509 | 05/20/11         | \$15,605.06        | 05/18/18      | Yearly        | 0.50%         |                     |                   |               | \$15,605.06         |
| Deweese Remischel House | 31515 | 11/18/13         | \$8,834.13         | 06/12/18      | Yearly        | 0.45%         |                     |                   | \$6.26        | \$8,834.13          |
| Law Library             | 30030 | 11/11/08         | \$50,761.37        | 03/22/18      | Monthly       | 0.15%         |                     |                   | \$101.99      | \$50,767.63         |
| Civil Preparedness      | 30434 | 04/17/09         | \$310,216.85       | 03/28/18      | Monthly       | 0.20%         |                     |                   | \$192.63      | \$310,318.84        |
| Totals                  |       |                  | \$587,365.35       |               |               |               |                     |                   |               | \$587,473.60        |

INVESTMENT POOL - TEXPOOL

| DESCRIPTION    | INTEREST PAYS | INTEREST RATE | BEGINNING PRINCIPAL | CONTRIBUTION AMOUNT | WITHDRAWAL AMOUNT | MONTHLY INTEREST PAID | ENDING BOOK VALUE |
|----------------|---------------|---------------|---------------------|---------------------|-------------------|-----------------------|-------------------|
| 449/7880600001 | Monthly       | 1.6444%       | \$14,542,072.46     |                     | \$18,718.25       | \$18,718.25           | \$14,542,072.46   |

S CLASS - WILSON COUNTY COUNSTRUCTION INTEREST & SINKING ACCOUNT

| DESCRIPTION                                  | INTEREST PAYS | INTEREST RATE | BEGINNING PRINCIPAL | CONTRIBUTION AMOUNT | WITHDRAWAL AMOUNT | MONTHLY INTEREST PAID | ENDING BOOK VALUE |
|--|---------------|---------------|---------------------|---------------------|-------------------|-----------------------|-------------------|
| TX-01-0499-0002 Int & Sinking Construct Acct | Monthly       | 1.75%         | \$48,427.31         |                     | \$0.00            | \$71.96               | \$48,499.27       |

Total Investments

\$15,178,045.33

TEXAS CLASS  
DAILY PERFORMANCE  
03-01-2018 TO 03-31-2018

| Date      | Daily Rate (%) | YTD Yield (%) | 7-Day Yield (%) | WAM Days to Reset | WAM Days to Final | Daily Dividend | Net Asset Value (NAV) |
|-----------|----------------|---------------|-----------------|-------------------|-------------------|----------------|-----------------------|
| 3/1/2018  | 1.6551         | 1.5843        | 1.6465          | 46                | 69                | 4.53452E-05    | 0.99993466            |
| 3/2/2018  | 1.6609         | 1.5856        | 1.649           | 47                | 69                | 4.5504E-05     | 0.99982659            |
| 3/3/2018  | 1.6609         | 1.5868        | 1.6514          | 47                | 69                | 4.5504E-05     | 0.99982659            |
| 3/4/2018  | 1.6609         | 1.588         | 1.6538          | 47                | 69                | 4.5504E-05     | 0.99982659            |
| 3/5/2018  | 1.6774         | 1.5894        | 1.6584          | 48                | 70                | 4.59567E-05    | 0.99989976            |
| 3/6/2018  | 1.6824         | 1.5908        | 1.6638          | 47                | 69                | 4.60921E-05    | 0.99988712            |
| 3/7/2018  | 1.6818         | 1.5922        | 1.6685          | 48                | 69                | 4.60771E-05    | 0.99989434            |
| 3/8/2018  | 1.7009         | 1.5938        | 1.675           | 49                | 70                | 4.65992E-05    | 0.99988966            |
| 3/9/2018  | 1.7103         | 1.5955        | 1.6821          | 50                | 71                | 4.68563E-05    | 0.99982731            |
| 3/10/2018 | 1.7103         | 1.5972        | 1.6891          | 50                | 71                | 4.68563E-05    | 0.99982731            |
| 3/11/2018 | 1.7103         | 1.5988        | 1.6962          | 50                | 71                | 4.68563E-05    | 0.99982731            |
| 3/12/2018 | 1.7157         | 1.6004        | 1.7017          | 48                | 71                | 4.70065E-05    | 0.99988218            |
| 3/13/2018 | 1.7257         | 1.6022        | 1.7078          | 48                | 71                | 4.72807E-05    | 0.9998713             |
| 3/14/2018 | 1.7296         | 1.6039        | 1.7147          | 48                | 70                | 4.73867E-05    | 0.99985506            |
| 3/15/2018 | 1.742          | 1.6058        | 1.7206          | 48                | 71                | 4.77264E-05    | 0.99983591            |
| 3/16/2018 | 1.7451         | 1.6076        | 1.7255          | 47                | 71                | 4.7811E-05     | 0.9997699             |
| 3/17/2018 | 1.7451         | 1.6094        | 1.7305          | 47                | 71                | 4.7811E-05     | 0.9997699             |
| 3/18/2018 | 1.7451         | 1.6112        | 1.7355          | 47                | 71                | 4.7811E-05     | 0.9997699             |
| 3/19/2018 | 1.7504         | 1.613         | 1.7404          | 45                | 69                | 4.79561E-05    | 0.99985407            |
| 3/20/2018 | 1.7707         | 1.615         | 1.7469          | 46                | 71                | 4.85114E-05    | 0.99984855            |
| 3/21/2018 | 1.7751         | 1.617         | 1.7534          | 45                | 70                | 4.86329E-05    | 0.99983977            |
| 3/22/2018 | 1.7908         | 1.6191        | 1.7603          | 47                | 72                | 4.90639E-05    | 0.99985625            |
| 3/23/2018 | 1.7964         | 1.6213        | 1.7677          | 47                | 72                | 4.92164E-05    | 0.99978863            |
| 3/24/2018 | 1.7964         | 1.6234        | 1.775           | 47                | 72                | 4.92164E-05    | 0.99978863            |
| 3/25/2018 | 1.7964         | 1.6255        | 1.7823          | 47                | 72                | 4.92164E-05    | 0.99988479            |
| 3/26/2018 | 1.8463         | 1.6281        | 1.796           | 48                | 73                | 5.05828E-05    | 0.99988479            |
| 3/27/2018 | 1.8351         | 1.6305        | 1.8052          | 47                | 72                | 5.02767E-05    | 0.99989402            |
| 3/28/2018 | 1.8448         | 1.6329        | 1.8152          | 47                | 72                | 5.05437E-05    | 0.99989063            |
| 3/29/2018 | 1.8453         | 1.6353        | 1.823           | 47                | 71                | 5.05575E-05    | 0.99990866            |
| 3/30/2018 | 1.8451         | 1.6377        | 1.8299          | 46                | 70                | 5.05507E-05    | 0.99984127            |
| 3/31/2018 | 1.8451         | 1.64          | 1.8369          | 46                | 70                | 5.05507E-05    | 0.99984127            |

Print



# TexPool

## Daily Performance from 03-01-2018 to 03-31-2018

| As of Date | Daily Net Yield (%) | Dividend Factor | 7 Day Net Yield (%) | Daily Assets (\$) | NAV (\$) | Weighted Average Maturity (WAM) | Weighted Average Life (WAL) |
|------------|---------------------|-----------------|---------------------|-------------------|----------|---------------------------------|-----------------------------|
| 03-01-2018 | 1.3978              | 0.000038296     | 1.3800              | 20,190,258,391.58 | 0.99990  | 28                              | 86                          |
| 03-02-2018 | 1.4052              | 0.000038498     | 1.3800              | 20,171,968,304.73 | 0.99990  | 28                              | 86                          |
| 03-03-2018 | 1.4052              | 0.000038498     | 1.3900              | 20,171,968,304.73 | 0.99990  | 28                              | 86                          |
| 03-04-2018 | 1.4052              | 0.000038498     | 1.3900              | 20,171,968,304.73 | 0.99990  | 28                              | 86                          |
| 03-05-2018 | 1.4056              | 0.000038510     | 1.4000              | 20,148,257,721.67 | 0.99987  | 26                              | 84                          |
| 03-06-2018 | 1.4179              | 0.000038847     | 1.4000              | 20,037,307,263.81 | 0.99986  | 29                              | 84                          |
| 03-07-2018 | 1.4194              | 0.000038888     | 1.4100              | 20,060,713,416.71 | 0.99986  | 29                              | 83                          |
| 03-08-2018 | 1.4469              | 0.000039641     | 1.4100              | 20,115,330,275.19 | 0.99986  | 30                              | 89                          |
| 03-09-2018 | 1.4490              | 0.000039699     | 1.4200              | 20,187,984,847.39 | 0.99986  | 30                              | 88                          |
| 03-10-2018 | 1.4490              | 0.000039699     | 1.4300              | 20,187,984,847.39 | 0.99986  | 30                              | 88                          |
| 03-11-2018 | 1.4490              | 0.000039699     | 1.4300              | 20,187,984,847.39 | 0.99986  | 30                              | 88                          |
| 03-12-2018 | 1.4509              | 0.000039751     | 1.4400              | 20,121,928,362.03 | 0.99986  | 28                              | 86                          |
| 03-13-2018 | 1.4634              | 0.000040092     | 1.4500              | 20,105,408,615.08 | 0.99982  | 28                              | 80                          |
| 03-14-2018 | 1.5986              | 0.000043798     | 1.4700              | 20,020,481,542.57 | 0.99979  | 30                              | 88                          |
| 03-15-2018 | 1.5120              | 0.000041424     | 1.4800              | 19,973,968,400.84 | 0.99977  | 30                              | 88                          |
| 03-16-2018 | 1.5108              | 0.000041392     | 1.4900              | 19,980,687,206.34 | 0.99977  | 30                              | 87                          |
| 03-17-2018 | 1.5108              | 0.000041392     | 1.5000              | 19,980,687,206.34 | 0.99977  | 30                              | 87                          |
| 03-18-2018 | 1.5108              | 0.000041392     | 1.5100              | 19,980,687,206.34 | 0.99977  | 30                              | 87                          |
| 03-19-2018 | 1.5229              | 0.000041724     | 1.5200              | 19,969,088,380.47 | 0.99976  | 30                              | 86                          |
| 03-20-2018 | 1.5313              | 0.000041953     | 1.5300              | 19,985,516,221.77 | 0.99976  | 30                              | 84                          |
| 03-21-2018 | 1.5444              | 0.000042312     | 1.5200              | 19,898,069,240.04 | 0.99977  | 31                              | 87                          |
| 03-22-2018 | 1.5805              | 0.000043302     | 1.5300              | 19,816,205,578.22 | 0.99977  | 32                              | 85                          |
| 03-23-2018 | 1.6017              | 0.000043881     | 1.5400              | 19,669,988,021.59 | 0.99979  | 34                              | 90                          |
| 03-24-2018 | 1.6017              | 0.000043881     | 1.5600              | 19,669,988,021.59 | 0.99979  | 34                              | 90                          |



|            |        |             |        |                   |         |    |    |
|------------|--------|-------------|--------|-------------------|---------|----|----|
| 03-25-2018 | 1.6017 | 0.000043881 | 1.5700 | 19,669,988,021.59 | 0.99979 | 34 | 90 |
| 03-26-2018 | 1.6177 | 0.000044320 | 1.5800 | 19,620,270,605.64 | 0.99978 | 32 | 87 |
| 03-27-2018 | 1.6208 | 0.000044405 | 1.6000 | 19,538,939,107.68 | 0.99979 | 35 | 88 |
| 03-28-2018 | 1.6187 | 0.000044348 | 1.6100 | 19,498,198,497.09 | 0.99981 | 34 | 89 |
| 03-29-2018 | 1.6444 | 0.000045053 | 1.6200 | 19,272,850,011.55 | 0.99981 | 35 | 90 |
| 03-30-2018 | 1.6444 | 0.000045053 | 1.6200 | 19,272,850,011.55 | 0.99981 | 35 | 90 |
| 03-31-2018 | 1.6444 | 0.000045053 | 1.6300 | 19,272,850,011.55 | 0.99981 | 35 | 90 |

**Monthly Performance from 03-31-2018 to 03-31-2018**

| As of Date | Average Monthly Rate (%) | Average Monthly Dividend Factor | Average Monthly 7 Day Rate (%) | Average Monthly Balance (\$) | Weighted Average Maturity (WAM) | Weighted Average Life (WAL) | Participants |
|------------|--------------------------|---------------------------------|--------------------------------|------------------------------|---------------------------------|-----------------------------|--------------|
| 03-31-2018 | 1.5156                   | 0.000041522                     | 1.4906                         | 19,901,625,057.91            | 31                              | 87                          | 2456         |

**Previous Performance Data**

Daily Performance Data January 1997 - April 2002 (PDF)

Monthly Performance Data January 1990 - March 2002 (PDF)

Performance quoted represents past performance which is no guarantee of future results. Investment return will vary. The value of an investment, when redeemed, may be worth more or less than the original cost. Current performance may be lower or higher than what is stated.

An investment in the Pool is not insured or guaranteed by any government or government agency. Although the manager of the Pool seeks to preserve principal, it is possible to lose money by depositing money in the Pool.

For more complete information, see the investment policy and information statement available on this website. You should consider the investment's objectives, risks, charges, and expenses carefully before investing. Information about these and other important subjects is in the investment policy and information statement which you should read carefully before investing.

Please note that daily fund prices, dividend factors and yield information (collectively, the "Pricing Information") are posted to this web page at approximately 4:00 p.m. ET and are updated each day that the New York Stock Exchange is open for regular trading. Daily gross yields and 7 day unsubsidized net yields are updated at approximately 8:30 p.m. ET. Daily fund prices, dividend factors, and yield information are subject to normal quality control, validation, and verification after such posting, and prior to 10:00 a.m. ET the next business day, remain subject to change. Taxable Money Market Fund daily dividend factors, may include short term capital gains. Please take this into consideration when using this information.

Federated Investment Counseling

Not FDIC Insured

May Lose Value

No Bank Guarantee

Copyright © 2018 Federated Investors, Inc.

Copyright Policy



WILSON COUNTY, TEXAS  
SCHEDULE OF INDEBTEDNESS  
Mar-18

| ROAD & BRIDGE<br>WARRANTS<br>9/30/2005       | SERIES<br>UNPAID | DATE<br>ISSUED | INTEREST<br>RATE | TOTAL AMOUNT<br>ORIGINAL ISSUE | TOTAL<br>OUTSTANDING |
|--|------------------|----------------|------------------|--------------------------------|----------------------|
| Wood Valley                                  | 1 of 15          | 7/15/2004      | 5.25%            | \$719,346.20                   | \$70,479.49          |
|  |                  |                |                  | \$719,346.20                   | \$70,479.49          |
| <b>TOTAL WARRANTS</b>                        |                  |                |                  |                                |                      |
| <b>LEASE PURCHASES</b>                       |                  |                |                  |                                |                      |
| Precinct No. 1 John Deere Tractor            | 37 of 60         | 7/14/2015      | 0.000%           | \$74,590.24                    | \$31,752.70          |
| Precinct No. 1 Peterbilt Truck               | 54 of 60         | 9/25/2017      | 2.590%           | \$116,266.41                   | \$105,304.78         |
| Precinct No. 2 Truck                         | 39 of 60         | 5/3/2016       | 2.340%           | \$111,696.01                   | \$72,248.46          |
| Precinct No. 2 Caterpillar 12M3 Motor Grader | 45 OF 60         | 10/16/2017     | 4.200%           | \$232,684.00                   | \$215,102.09         |
| Wilson County Collection Facility Skid Steer | 33 of 48         | 12/15/2016     | 2.340%           | \$41,156.00                    | \$28,705.68          |
| Precinct No. 3 Volvo Roller                  | 24 of 60         | 12/5/2014      | 2.3500%          | \$50,219.00                    | \$20,797.57          |
| Precinct No. 3 Volvo Pneumatic Roller        | 24 of 60         | 12/5/2014      | 2.3500%          | \$64,869.00                    | \$26,864.68          |
| Precinct No. 3 Volvo Backhoe                 | 15 of 60         | 6/19/2014      | 2.3500%          | \$93,242.00                    | \$24,346.43          |
| Precinct No. 4 Volvo Motor Grader            | 16 of 60         | 6/17/2014      | 2.3500%          | \$130,056.00                   | \$33,958.93          |
| Precinct No. 4 Caterpillar Backhoe Loader    | 50 of 60         | 3/2/2017       | 3.2001%          | \$75,101.00                    | \$59,831.98          |
|  |                  |                |                  | \$989,879.66                   | \$618,913.30         |
| <b>TOTAL LEASE PURCHASES</b>                 |                  |                |                  |                                |                      |
| <b>BONDED DEBT</b>                           |                  |                |                  |                                |                      |
| Series 2014 Limited Tax Refunding Bond       | 2014             | 2/20/2014      | 2.00%            | \$8,215,000.00                 | \$7,070,000.00       |
|  |                  |                |                  | \$9,064,402.20                 | \$7,759,392.79       |
| <b>GRAND TOTAL</b>                           |                  |                |                  |                                |                      |


Jan Hartl  
County Treasurer  
Wilson County


AFFIDAVIT  
WILSON COUNTY TREASURER'S REPORT  
FOR THE MONTH OF MARCH 2018  
REGULAR TERM


We, the undersigned County Commissioners and County Judge of Wilson County, have compared, and examined the report of Jan Hartl, County Treasurer of Wilson County, for the month of MARCH. Finding same correct and Article 114.026 of the Local Government Code has been complied with, we have caused an order to be entered upon the minutes of Commissioners' Court meeting stating the approval of Treasurer's report by our court. The amount of cash and other amounts in the custody of the County Treasurer, Jan Hartl, for MARCH are:



|   |                      |
|---|----------------------|
| WILSON COUNTY GENERAL FUNDS                   | 402,756.86           |
| OTHER BANK ACCOUNTS                           | 732,664.57           |
| TOTAL   | <u>1,135,421.43</u>  |
| INVESTMENTS:                                  |                      |
| CERTIFICATES OF DEPOSIT                       | 587,473.60           |
| TEXPOOL                                       | 14,542,072.46        |
| TEXAS CLASS - CONSTRUCTION INTEREST & SINKING | 48,499.27            |
| TOTAL   | <u>15,178,045.33</u> |
| TOTAL   | 16,313,466.76        |
| COMBINED INDEBTEDNESS                         | 7,759,392.79         |


WITNESS our hands, officially this the 29TH day of MAY 2018


  
\_\_\_\_\_  
County Judge

  
\_\_\_\_\_  
Commissioner Prec. #1

  
\_\_\_\_\_  
Commissioner Prec. #3

  
  
\_\_\_\_\_  
Commissioner Prec. #2

  
\_\_\_\_\_  
Commissioner Prec. #4

  
\_\_\_\_\_  
Eva S. Martinez  
County Clerk, Wilson County