

March 9, 2020

*The Honorable Commissioners' Court
Wilson County
Floresville, TX 78114*

Honorable Members of the Court:

In compliance with Article 114.026 of the Local Government Code, and also in compliance with House Bill 2459, Public Funds Investment Act, this monthly report and investment report for the month ending December 31, 2019 is submitted for your review for the recording in the minutes of the court.


The investments have been made in compliance with Wilson County's investment policy. It will be the objective of the county to earn the maximum rate of return allowed on its investments within policies imposed by its safety and liquidity objectives.

In accordance with House Bill 2459, Wilson County has diversified its portfolio. The total balance of all funds is \$17,899,975.06 Wilson County has 0.10% in Cash Management Accounts, 0.03% in Certificates of Deposits, 0.81% in Texpool, 0.06% in Broker CD's, and 0.00% in Texas Class. The deposits and withdrawals of the accounts are listed on the following pages.

Investments are made with the intention of holding to maturity, but with the ability to liquidate should funds be needed. Total interest earned for the month ending December 31, 2019 is \$20,517.93. The average rate of return for the month being 1.40%.

It is an honor for me, as your County Treasurer to serve the Court and the citizens as the Certified Investment Officer for Wilson County.

Respectfully Submitted,



*Jan Hartl
Wilson County Treasurer*

ACCOUNT NUMBER AND TITLE	STARTING BALANCE	DEBIT BALANCE	CREDIT BALANCE	ENDING BALANCE
12-010-010 CASH IN BANK GENERAL FUND	3,874,410.96-	2,396,717.90	1,924,238.76	3,401,931.82-
20-010-010 CASH IN BANK LEOSE ACCT	39,885.71	0.00	135.00	39,750.71
21-010-010 R&B #1 CASH IN BANK	404,788.03	101,269.73	56,705.26	449,352.50
22-010-010 R&B #2 CASH IN BANK	802,736.87	168,150.63	76,713.21	894,174.29
23-010-010 R & B #3 CASH IN BANK	325,236.11	122,839.81	86,853.27	361,222.65
24-010-010 R&B #4 CASH IN BANK	645,972.76	153,927.21	109,935.27	689,964.70
25-010-010 TOTAL CASH IN BANK CIVIL FEES REPOR	10,790.20	8,127.00	0.00	18,917.20
26-010-010 CASH COURTHOUSE SECURITY	4,304.69	2,772.45	20,452.86	13,375.72-
27-010-010 SPECIALITY COURT CASH IN BANK	0.00	0.00	0.00	0.00
33-010-010 E & O CASH IN BANK	11,230.50-	325.00	0.00	10,905.50-
34-010-010 LIBRARY CASH IN BANK	318,115.17	65,184.23	37,298.01	346,001.39
36-010-010 JURY CASH IN BANK	1,249.21-	6,771.00	420.00	5,101.79
37-010-010 CASH IN BANK - STATE COURT COST & F	164.68-	144.04	854.85	875.49-
39-010-010 SUBDIVISION CASH IN BANK	57,852.53	7,200.00	0.00	65,052.53
40-010-010 RECORDING FEE CASH N BANK	870,290.82	23,964.50	4,223.04	890,032.28
42-010-010 CASH CHILD ABUSE FUND	0.00	0.00	0.00	0.00
43-010-010 CASH PRETRIAL INTERV PROGRAM FUND	176,144.43	10,050.00	0.00	186,194.43
44-010-010 J.P.TECH CASH IN THE BANK	34,722.75	1,313.44	17,575.51	18,460.68
46-010-010 O.C. HOLDING ACCOUNT-CASH IN BANK	20,250.00	0.00	0.00	20,250.00
48-010-010 CASH IN BANK	0.00	0.00	0.00	0.00
50-010-010 COUNTY TIF GRANT	95,401.30	0.00	0.00	95,401.30
51-010-010 FEMA 4223 DR TX BANK	0.01	0.00	0.00	0.01
52-010-010 VAWA-GRANT 3015403	6,430.37	0.00	11,136.98	4,706.61-
53-010-010 VOCA GRANT 3309902 BANK ACCT	37,400.59-	0.00	4,631.22	42,031.81-
54-010-010 CASH IN BANK - HOT CHECK HOLDING	75.00-	729.85	729.85	75.00-
55-010-010 BODY ARMOR-GRANT-3513201	0.00	0.00	0.00	0.00
56-010-010 OFFICER SAFETY - GRANT 35626-01	0.00	0.00	0.00	0.00
57-010-010 J.P. HOLDING ACCOUNT CASH IN BANK	123,384.15	181,876.48	196,138.62	109,122.01
59-010-010 CASH IN BANK - INMATE PH	34,088.93	527.24	0.00	34,616.17
62-010-010 CASH IN BANK-COMMUNITY ECONOMIC DEV	3,816.37	0.00	0.00	3,816.37
63-010-010 COUNTY CLERK TECH - CASH IN BANK	2,443.00	32.00	0.00	2,475.00
64-010-010 JUV CASE MGT FUND - CASH IN BANK	125.00	0.00	0.00	125.00
GROUP-TOTAL	52,248.26	3,251,922.51	2,548,041.71	756,129.06
REPORT TOTAL	52,248.26	3,251,922.51	2,548,041.71	756,129.06

Receipt	SK Code	Cusip	ID #	Current Face	Original Face	Description	ASC	Moody / S&P	Coupon	Maturity	Book Value	Fair Value
160091286	1001	912828Y46	101087	2,000,000.00	2,000,000.00	U S TREASURY NOTES	320	A2 / AA	2.625	07/31/2020	1,998,444.84	2,011,953.12
	1001	346811LHD3	100985	250,000.00	250,000.00	FORT BEND CNTY TX MUD #119 REF GO AG	AFS		2.500	09/01/2020	251,018.52	251,572.53
	1001	912828Z72	101088	2,000,000.00	2,000,000.00	U S TREASURY NOTES	AFS		1.625	10/15/2020	1,982,377.61	1,999,609.38
	1001	912828M98	101089	2,000,000.00	2,000,000.00	U S TREASURY NOTES	AFS		1.625	11/30/2020	1,979,563.89	1,999,296.88
	1001	912828A83	101090	2,000,000.00	2,000,000.00	U S TREASURY NOTES	AFS		2.375	12/31/2020	1,991,934.97	2,014,531.36
160072529	1001	31397QC22	100721	40,691.04	40,691.04	FNR 2011 17-CMTHLY-25TH	AFS		2.750	03/25/2021	40,719.79	40,377.39
	1001	912828WGH	101125	2,000,000.00	2,000,000.00	U S TREASURY NOTES	AFS		2.250	04/30/2021	2,015,764.71	2,015,546.88
	1001	912828A74	101122	2,000,000.00	2,000,000.00	U S TREASURY NOTES	AFS		2.625	06/15/2021	2,028,214.96	2,027,890.62
	1001	912828WY2	101126	2,000,000.00	2,000,000.00	U S TREASURY NOTES	AFS		2.250	07/31/2021	2,018,876.46	2,018,125.00
	1001	912828A47	101123	2,000,000.00	2,000,000.00	U S TREASURY NOTES	AFS		2.750	08/15/2021	2,035,587.78	2,034,911.88
237003937	1001	41421QGH4	100998	240,000.00	240,000.00	HARRIS CNTY TX MUD #106 REF GO AGM Q	AFS	NR / AA	3.500	09/01/2021	242,253.32	242,623.91
160074915	1001	3136AOP35	100758	48,859.91	48,859.91	FNR 2011 86-DB MTHLY-25TH	AFS		1.500	09/25/2021	48,827.04	48,185.52
154066019	1001	3134G3KS8	100820	58,573.92	58,573.92	MELAN 2012 1-A10 MTHLY-15TH (FHLMC ISS)	AFS		2.060	01/15/2022	58,870.27	58,134.62
	1001	9128286C9	101124	2,000,000.00	2,000,000.00	U S TREASURY NOTES	AFS		2.500	02/15/2022	2,035,156.26	2,035,156.26
160059301	1001	31371LMH9	100585	54,460.62	54,460.62	FNMA #55160	AFS		5.500	03/01/2024	55,131.69	56,718.25
160070470	1001	31419GCZ5	100704	141,012.04	141,012.04	FNMA #AE587	AFS		3.500	10/01/2025	142,917.07	146,608.46
160070590	1001	3138A2CF4	100700	94,171.99	94,171.99	FNMA #AH069	AFS		3.500	12/01/2025	94,444.74	97,556.30
160070471	1001	3141PRLX3	100703	177,333.02	177,333.02	FNMA #932842	AFS		3.500	12/01/2025	179,047.01	184,570.92
160075974	1001	3137AEPX2	100785	108,834.66	108,834.66	FHLMC 3945-BJ MTHLY-15TH	AFS		2.000	03/15/2026	109,109.48	108,275.06
160076666	1001	3137AGBH2	100793	112,358.07	112,358.07	FHLMC 3939-EB MTHLY-15TH	AFS		2.000	03/15/2026	112,675.80	111,770.40
154064238	1001	3137AGFE54	100778	106,778.91	106,778.91	FHLMC 3936-KC MTHLY-15TH	AFS		1.750	03/15/2026	106,270.63	105,998.78
154064655	1001	3137AHAV7	100790	82,039.20	82,039.20	FNMA #BL238 (DUS BOND)	AFS		1.500	03/15/2026	81,896.34	80,961.63
	1001	3140HTS42	101110	2,675,561.81	2,675,561.81	FNMA #BL238 (DUS BOND)	AFS		3.110	05/01/2026	2,753,381.17	2,782,429.76
154063182	1001	3140HUQM1	101116	5,000,000.00	5,000,000.00	FHLMC 3917-AB MTHLY-15TH	AFS		2.830	07/01/2026	5,068,335.58	5,122,518.86
154066643	1001	3137AEGP4	100759	81,204.17	81,204.17	FHLMC 3917-AB MTHLY-15TH	AFS		1.750	07/15/2026	81,328.34	80,168.31
154067353	1001	3137ALFHM4	100823	163,191.30	163,191.30	FHR 3998-KG MTHLY-15TH	AFS		2.000	11/15/2026	163,826.72	161,620.27
154066456	1001	3137APEN5	100830	219,322.00	219,322.00	FHR 4029-LA MTHLY-15TH	AFS		2.000	01/15/2027	220,355.12	217,068.53
154066895	1001	3136A5TK2	100827	165,180.23	165,180.23	FHLMC 3996-BA MTHLY-15TH	AFS		1.500	02/15/2027	165,130.93	161,757.72
160078781	1001	3136A6AA2	100831	201,136.56	201,136.56	FNR 2012 32-DA MTHLY-25TH	AFS		2.000	03/25/2027	152,815.35	150,771.89
154068210	1001	3137AREY8	100835	192,064.19	192,064.19	FNR 2012 32-DA MTHLY-25TH	AFS		1.500	06/15/2027	191,542.76	187,681.78
160088054	1001	3138M8HU0	100948	668,381.03	668,381.03	FNMA #A84742	AFS		2.500	08/01/2027	672,998.47	674,605.33
154073464	1001	3137AVFEA0	100848	459,469.46	459,469.46	FHR 4120-NC MTHLY-15TH	AFS		1.500	10/15/2027	461,307.26	448,035.09
154063838	1001	3137AVUQ6	100914	259,241.84	259,241.84	FHR 4145-IC MTHLY-15TH	AFS		1.500	12/15/2027	259,770.67	252,503.10
154071957	1001	3136AAEP8	100849	297,998.12	297,998.12	FNR 2012 129-GD MTHLY-25TH	AFS		1.500	12/25/2027	299,392.44	289,912.83
	1001	3136ABU24	100870	291,232.23	291,232.23	FNR 2013 7-AD MTHLY-25TH	AFS		1.500	02/25/2028	292,349.75	283,394.39
160084831	1001	3136ADENS	100900	255,665.51	255,665.51	FNR 2013 36-10 MTHLY-25TH	AFS		1.250	04/25/2028	255,576.04	247,871.51

Note: Refer to the U.S. Government and Agency Ratings report for ratings on treasury, agency and pass through securities.



(210) 224-5492
(210) 224-8787
9601 McAllister Freeway, Suite 301, San Antonio, Texas 78216-4633

II. Pledge & Safekeeping Reports

Pledge Report by Maturity Date
Pledge V: WILSON COUNTY

Safekeeping Receipt	SK Code	Cusip	ID #	Current Face	Original Face	Description	ASC 320	Moody / S&P	Coupon	Maturity	Book Value	Fair Value
	1001	3128MMYZ0	101109	1,683,519.18	2,200,000.00	FHLMC G #18727	AFS		4.000	03/01/2034	1,747,532.28	1,753,490.45
	1001	31418DCT7	101107	1,722,656.16	2,000,000.00	FNMA #MA3681	AFS		3.000	06/01/2034	1,744,685.83	1,761,934.25
	1001	31418DDP4	101106	4,483,480.85	5,000,000.00	FNMA #MA3709	AFS		2.500	06/01/2034	4,471,159.81	4,511,502.61
	1001	3132D53Y6	101133	4,919,783.50	5,000,000.00	FHLMC #SB8015	AFS		2.500	11/01/2034	4,973,033.23	4,953,607.01
	1001	3132D53Z3	101121	4,907,310.65	5,000,000.00	FHLMC #SB8016	AFS		3.000	11/01/2034	5,042,637.02	5,022,323.74
154063838	1001	3137AFCGL0	100770	238,619.22	1,000,000.00	FHLMC 3925-LID MITHLY-15TH	AFS		2.500	01/15/2041	239,938.29	237,976.40
			Items 43	48,552,043.70	77,690,000.00				2.571		49,069,492.28	49,189,440.53

Status Codes : N = New Purchase S = Sold M = Matured C = Called O = Paid Off * = Pre-refunded T = ASC 320 Transfer I = Impaired
Note: Refer to the U.S. Government and Agency Ratings report for ratings on treasury, agency and pass through securities.



(210) 224-5492
(210) 224-8787
9601 McAllister Freeway, Suite 301, San Antonio, Texas 78216-4633

II. Pledge & Safekeeping Reports

ACCOUNT NUMBER AND TITLE	STARTING BALANCE	DEBIT BALANCE	CREDIT BALANCE	ENDING BALANCE
65-010-165 COUNTY SEIZURE HOLD CASH IN BANK	69,851.29	5.82	0.00	69,857.11
GROUP-TOTAL	69,851.29	5.82	0.00	69,857.11
67-010-167 CASH IN BANK - BOND I & S	384,814.77	96,628.54	0.00	481,443.31
GROUP-TOTAL	384,814.77	96,628.54	0.00	481,443.31
72-010-172 FEDERAL SEIZURE CASH IN BANK	498.41	0.00	0.00	498.41
GROUP-TOTAL	498.41	0.00	0.00	498.41
73-010-173 CO. ATTY FORFEITURE FUND	6,320.63	0.00	0.00	6,320.63
GROUP-TOTAL	6,320.63	0.00	0.00	6,320.63
76-010-176 CASH IN BANK CREDIT CARD CLEARING	53,631.06	49,978.31	53,403.62	50,205.75
GROUP-TOTAL	53,631.06	49,978.31	53,403.62	50,205.75
86-010-186 WOODVALLEY ACRES CASH IN BANK I&S	875.51	102.78	10.00	968.29
GROUP-TOTAL	875.51	102.78	10.00	968.29
90-010-190 4TH COURT OF APPEALS CASH IN BANK	1,089.80	320.00	0.00	1,409.80
GROUP-TOTAL	1,089.80	320.00	0.00	1,409.80
93-010-193 ST TAX ACCT CASH IN BANK	53,628.42	34,857.83	0.00	88,486.25
GROUP-TOTAL	53,628.42	34,857.83	0.00	88,486.25
95-010-195 LAW LIBRARY CASH IN BANK	58,434.20	1,914.46	0.00	60,348.66
GROUP-TOTAL	58,434.20	1,914.46	0.00	60,348.66
96-010-196 CO ATTY ACCT CASH IN BANK	31,941.96	127.67	2,253.93	29,815.70
GROUP-TOTAL	31,941.96	127.67	2,253.93	29,815.70
97-010-197 CIVIL PREPAR CASH IN BANK	194,240.42	4,991.41	0.00	199,231.83
GROUP-TOTAL	194,240.42	4,991.41	0.00	199,231.83
REPORT TOTAL	855,326.47	188,926.82	55,667.55	988,585.74

CHECKING ACCOUNTS INTEREST FORM
FOR THE MONTH OF DECEMBER 2019

Bank Account	Account	Int.	Amt
Name	Number	Rate	of Interest
Wilson County General Funds	12-100-610	0.10%	\$97.43
Wilson County Sheriff's Seizure	65-050-001	0.10%	\$5.82
Wilson County Construction Interest & Sinking	67-100-600	0.10%	\$38.69
Wood Valley Interest and Sinking	86-100-601	0.09%	\$0.08
State Tax Account Interest and Sinking	93-100-001	0.10%	\$8.58
Law Library Interest and Sinking	95-100-415	0.10%	\$5.05
HB #825 Attorney Account	96-100-001	0.10%	\$2.50
Civil Preparedness	97-100-118	0.10%	\$16.84
TOTAL			\$174.99

ACCOUNT NUMBER AND TITLE	STARTING BALANCE	DEBIT BALANCE	CREDIT BALANCE	ENDING BALANCE
12-025-075 INVESTMENTS - TEXPOOL	14,542,072.46	0.00	0.00	14,542,072.46
GROUP-TOTAL	14,542,072.46	0.00	0.00	14,542,072.46
12-025-090 INVESTMENT IN CD #30668	200,000.00	0.00	0.00	200,000.00
GROUP-TOTAL	200,000.00	0.00	0.00	200,000.00
65-010-075 COUNTY SEIZURE CD #30311	1,978.29	0.00	0.00	1,978.29
GROUP-TOTAL	1,978.29	0.00	0.00	1,978.29
67-010-075 CASH IN BANK - TEXAS CLASS	24,085.80	38.49	0.00	24,124.29
GROUP-TOTAL	24,085.80	38.49	0.00	24,124.29
80-010-075 JACKSON MEM PARK CD #30461	15,777.19	0.00	0.00	15,777.19
GROUP-TOTAL	15,777.19	0.00	0.00	15,777.19
88-010-076 DEWEES REM HOUSE CD #31515	8,931.57	0.00	0.00	8,931.57
GROUP-TOTAL	8,931.57	0.00	0.00	8,931.57
95-010-075 LAW LIBRARY CD #30030	50,892.95	6.27	0.00	50,899.22
GROUP-TOTAL	50,892.95	6.27	0.00	50,899.22
97-010-075 CIVIL PREPARENESS CD #30434	311,519.80	76.81	0.00	311,596.61
GROUP-TOTAL	311,519.80	76.81	0.00	311,596.61
REPORT TOTAL	15,155,258.06	121.57	0.00	15,155,379.63

WILSON COUNTY
INVESTMENT TYPE CD
DECEMBER 2019

CERTIFICATES OF DEPOSIT

DESCRIPTION	CD #	ORIGINATION DATE	ORIGINATION AMOUNT	MATURITY DATE	INTEREST PAYS	INTEREST RATE	CONTRIBUTION AMOUNT	WITHDRAWAL AMOUNT	INTEREST PAID	ENDING BOOK BALANCE
General Funds	30668	08/11/10	\$200,000.00	12/05/19	Monthly	1.10%		\$180.82	\$180.82	\$200,000.00
Sheriff Seizure Acct	30311	11/16/08	\$1,978.29	11/13/20	Yearly	0.90%				\$1,978.29
Jackson Memorial Fund	31509	05/20/11	\$15,777.19	05/18/20	Yearly	0.80%				\$15,777.19
Deweese Renschel House	31515	11/18/13	\$8,931.57	06/18/20	Yearly	0.90%				\$8,931.57
Law Library	30030	11/11/08	\$50,892.95	12/14/19	Monthly	0.15%			\$6.27	\$50,899.22
Civil Preparedness	30434	11/17/09	\$311,519.80	12/21/19	Monthly	0.30%			\$76.81	\$311,596.61
Totals			\$589,099.80			0.69%			\$263.90	\$589,182.88

INVESTMENT POOL - TEXPPOOL

DESCRIPTION	INTEREST PAYS	INTEREST RATE	BEGINNING PRINCIPAL	CONTRIBUTION AMOUNT	WITHDRAWAL AMOUNT	MONTHLY INTEREST PAID	ENDING BOOK VALUE
449/7880600001	Monthly	1.6226%	\$14,542,072.46	\$0.00	\$20,040.55	\$20,040.55	\$14,542,072.46

S CLASS - WILSON COUNTY COUNSTRUCTION INTEREST & SINKING ACCOUNT

DESCRIPTION	INTEREST PAYS	INTEREST RATE	BEGINNING PRINCIPAL	CONTRIBUTION AMOUNT	WITHDRAWAL AMOUNT	MONTHLY INTEREST PAID	ENDING BOOK VALUE
TX-01-0499-0002 Int & Sinking Construct Acct	Monthly	1.88%	\$24,085.80			\$38.49	\$24,124.29

Total Investments

\$15,155,379.63

**TEXAS CLASS INTEREST
DECEMBER 2019**

Date	Daily Rate (%)	YTD Yield (%)	7-Day Yield (%)	WAM Days to Reset	WAM Days to Final	Daily Dividend	Net Asset Value (NAV)
12/1/2019	1.8906	2.4011	1.8955	53	78	5.17973E-05	1.00013126
12/2/2019	1.8959	2.3996	1.8941	52	77	5.19436E-05	1.00019417
12/3/2019	1.8851	2.3981	1.8919	52	78	5.16466E-05	1.00021113
12/4/2019	1.8788	2.3965	1.8895	55	80	5.14748E-05	1.00013443
12/5/2019	1.88	2.395	1.8874	56	81	5.15058E-05	1.0002372
12/6/2019	1.8751	2.3935	1.8852	58	83	5.13726E-05	1.000148
12/7/2019	1.8751	2.392	1.8829	58	83	5.13726E-05	1.000148
12/8/2019	1.8751	2.3905	1.8807	58	83	5.13726E-05	1.000148
12/9/2019	1.8694	2.3889	1.8769	57	81	5.12169E-05	1.00020159
12/10/2019	1.8666	2.3874	1.8743	57	82	5.11397E-05	1.00019671
12/11/2019	1.8672	2.3859	1.8726	56	82	5.11557E-05	1.00017498
12/12/2019	1.8654	2.3844	1.8706	57	82	5.11074E-05	1.00016444
12/13/2019	1.8692	2.3829	1.8697	56	81	5.12111E-05	1.00008562
12/14/2019	1.8692	2.3814	1.8689	56	81	5.12111E-05	1.00008562
12/15/2019	1.8692	2.38	1.868	56	81	5.12111E-05	1.00008562
12/16/2019	1.8851	2.3786	1.8703	54	78	5.16466E-05	1.00014449
12/17/2019	1.8951	2.3772	1.8743	56	79	5.19205E-05	1.00012694
12/18/2019	1.8951	2.3758	1.8783	56	79	5.19205E-05	1.00014908
12/19/2019	1.8951	2.3745	1.8826	56	78	5.19205E-05	1.00013338
12/20/2019	1.8851	2.3731	1.8848	57	79	5.16466E-05	1.00008135
12/21/2019	1.8851	2.3717	1.8871	57	79	5.16466E-05	1.00008135
12/22/2019	1.8851	2.3703	1.8894	57	79	5.16466E-05	1.00008135
12/23/2019	1.8762	2.369	1.8881	54	76	5.14016E-05	1.00015931
12/24/2019	1.8751	2.3676	1.8853	54	75	5.13726E-05	1.00011822
12/25/2019	1.8751	2.3662	1.8824	54	75	5.13726E-05	1.00011822
12/26/2019	1.8751	2.3648	1.8795	52	73	5.13726E-05	1.00015709
12/27/2019	1.8751	2.3635	1.8781	51	72	5.13726E-05	1.00006829
12/28/2019	1.8751	2.3621	1.8767	51	72	5.13726E-05	1.00006829
12/29/2019	1.8751	2.3608	1.8753	51	72	5.13726E-05	1.00006829
12/30/2019	1.8851	2.3595	1.8765	49	70	5.16466E-05	1.00015625
12/31/2019	1.9351	2.3583	1.8851	52	72	5.30164E-05	1.00014502



About TexPool | Contact Us

Home Pools Market Views Account Access Account Documents Resources

TexPool



Overview Portfolio Characteristics Performance Literature

Daily Performance from 12-01-2019 to 12-31-2019

As of Date	Daily Net Yield (%)	Dividend Factor	7 Day Net Yield (%)	Daily Assets (\$)	NAV (\$)	Weighted Average Maturity (WAM)	Weighted Average Life (WAL)
12-01-2019	1.6818	0.000046076	1.6600	20,930,843,220.28	1.00007	36	108
12-02-2019	1.6873	0.000046228	1.6700	21,048,767,962.58	1.00006	35	106
12-03-2019	1.6526	0.000045277	1.6700	21,087,242,478.99	1.00007	35	107
12-04-2019	1.6451	0.000045072	1.6700	21,178,068,609.72	1.00008	35	107
12-05-2019	1.6383	0.000044885	1.6700	21,201,770,454.95	1.00008	34	106
12-06-2019	1.6413	0.000044967	1.6600	21,280,351,036.98	1.00008	35	106
12-07-2019	1.6413	0.000044967	1.6600	21,280,351,036.98	1.00008	35	106
12-08-2019	1.6413	0.000044967	1.6500	21,280,351,036.98	1.00008	35	106
12-09-2019	1.6397	0.000044922	1.6400	21,305,919,968.40	1.00008	33	104
12-10-2019	1.6335	0.000044754	1.6400	21,283,258,288.77	1.00009	33	103
12-11-2019	1.6281	0.000044606	1.6400	21,348,044,812.80	1.00009	32	103
12-12-2019	1.6155	0.000044259	1.6300	21,351,449,428.70	1.00006	34	99
12-13-2019	1.6056	0.000043990	1.6300	21,876,538,203.74	1.00007	35	101
12-14-2019	1.6056	0.000043990	1.6200	21,876,538,203.74	1.00007	35	101
12-15-2019	1.6056	0.000043990	1.6200	21,876,538,203.74	1.00007	35	101
12-16-2019	1.6382	0.000044881	1.6200	22,795,084,126.05	1.00006	33	94
12-17-2019	1.6265	0.000044562	1.6200	22,881,246,503.63	1.00005	35	101
12-18-2019	1.6125	0.000044177	1.6200	22,920,402,748.42	1.00006	35	101
12-19-2019	1.6055	0.000043987	1.6100	22,832,586,884.20	1.00006	36	102
12-20-2019	1.6020	0.000043891	1.6100	23,066,584,018.88	1.00006	37	103
12-21-2019	1.6020	0.000043891	1.6100	23,066,584,018.88	1.00006	37	103
12-22-2019	1.6020	0.000043891	1.6100	23,066,584,018.88	1.00006	37	103
12-23-2019	1.5980	0.000043781	1.6100	23,163,187,406.83	1.00006	35	100
12-24-2019	1.5975	0.000043766	1.6000	23,366,168,216.78	1.00004	35	99
12-25-2019	1.5975	0.000043766	1.6000	23,366,168,216.78	1.00004	35	99
12-26-2019	1.6183	0.000044336	1.6000	23,404,663,554.18	1.00005	35	98
12-27-2019	1.6055	0.000043985	1.6000	23,405,303,748.21	1.00005	37	100
12-28-2019	1.6055	0.000043985	1.6000	23,405,303,748.21	1.00005	37	100
12-29-2019	1.6055	0.000043985	1.6000	23,405,303,748.21	1.00005	37	100
12-30-2019	1.6116	0.000044153	1.6100	23,541,087,970.13	1.00006	34	98
12-31-2019	1.6104	0.000044120	1.6100	23,487,827,797.25	1.00007	35	97

Monthly Performance from 12-31-2019 to 12-31-2019

As of Date	Average Monthly Rate (%)	Average Monthly Dividend Factor	Average Monthly 7 Day Rate (%)	Average Monthly Balance (\$)	Weighted Average Maturity (WAM)	Weighted Average Life (WAL)	Participants
12-31-2019	1.6226	0.000044455	1.6277	22,302,584,505.58	35	102	2595

	A	B	C	D	E	F	G	H
1		Transactions by Type of Activity - Broker CD's						
2	Process/							
3	Settlement							
4	Date	Activity Type	Description	Quantity	Price	Accrued Interest	Amount	Currency
5	Dividends and Interest							
6	12/16/2019	BOND INTEREST RECEIVED	249000 AMERICAN FIRST CR UN BREA CALIF SH CTF ACT/365 MONTHLY 2.550% 09/15/20 B/E DTD 03/15/19 RD 09/30 PD 10/15/19				521.88	USD
7	Total Dividends and Interest							
8					\$0.00		\$521.88	USD
9	Total Value of Transactions							
10					\$0.00		\$521.88	USD
11	Portfolio Holdings							
12	FIXED INCOME 99.00% of Portfolio							
13								
14	Certificates of Deposit							
15	Quantity	Description	Market Price	Market Value	Accrued Interest	Estimated Annual Income	Estimated Yield	
16								
17								
18	243,000.00	AFFINITY FED CR UN BASKING RIDGE N J SH CTF ACT/365 2.700% 03/20/20 B/E DTD 03/22/19	100.225	243,546.75	5,105.00	6,561.00	2.69%	-260.01
20	24,000.00	UMPQUA BK ROSEBURG ORE CTF DEP ACT/365 1.850% 03/27/20 B/E DTD 09/27/19 YLD 1.850 TO MAT	100.045	24,010.80	115.56	444.00	1.84%	-8.64
21	249,000.00	AMERICAN FIRST CR UN BREA CALIF SH CTF ACT/365 MONTHLY 2.550% 09/15/20 B/E DTD 03/15/19 N/C	100.634	250,578.66	278.33	6,349.50	2.53%	-321.21
23	246,000.00	JPMORGAN CHASE BK NA COLUMBUS OHIO CTF DEP ACT/365 2.650% 03/15/21 B/E DTD 03/15/19 CLB CLB 03/15/20 @100.000	100.193	246,474.78	1,911.05	6,519.00	2.64%	-238.62
24	247,000.00	BMW BK NORTH AMER SALT LAKE CITY UTAH CTF DEP ACT/365 1.850% 09/27/21 B/E DTD 09/27/19 ACT/365	100.259	247,639.73	1,189.32	4,569.50	1.84%	-140.79
25	1,009,000.00	TOTAL CERTIFICATES OF DEPOSIT:		1,012,250.72	8,599.26	24,443.00		-969.27

	A	B	C	D	E	F	G	H
26	CASH, MONEY FUNDS AND BANK DEPOSITS							
27								
28								
29	TOTAL GD'S ENDING ACCOUNT VALUE AS OF DECEMBER 31, 2019							
30				\$1,012,250.72	\$8,599.26	\$24,443.00		-969.27
31	**Net Change in Portfolio is the difference between the ending account value and beginning account value after activity.							

WILSON COUNTY, TEXAS
SCHEDULE OF INDEBTEDNESS
Dec-19

LEASE PURCHASES	SERIES	DATE	INTEREST	TOTAL AMOUNT	TOTAL
Precinct No. 1 Peterbilt Truck	33 of 60	9/25/2017	2.590%	\$116,266.41	\$65,802.98
Precinct No. 1 Asphalt Zipper	42 of 60	6/4/2018	3.690%	\$143,580.00	\$103,247.51
Precinct No. 1 Volvo Wheel Loader	59 of 60	11/25/2019	3.690%	\$165,959.00	\$163,436.09
Precinct No. 2 Truck	18 of 60	5/3/2016	2.340%	\$111,696.01	\$32,983.61
Precinct No. 2 Caterpillar 12M3 Motor Grader	24 of 60	10/16/2017	4.200%	\$232,684.00	\$137,810.33
Precinct No. 3 Peterbilt Dump Truck	39 of 60	12/12/2017	2.5900%	\$116,266.11	\$77,758.99
Precinct No. 3 Water Truck	23 of 36	11/9/2018	3.8900%	\$49,000.00	\$31,960.40
Precinct No. 4 Peterbilt Dump Truck	41 of 60	4/23/2018	3.5240%	\$114,212.99	\$78,361.58
Precinct No. 4 Peterbilt Dump Truck	43 of 60	6/7/2018	3.7400%	\$114,196.57	\$83,975.17
TOTAL LEASE PURCHASES				\$1,163,861.09	\$775,336.66
BONDED DEBT					
Series 2014 Limited Tax Refunding Bond	2014	2/20/2014	2.50%	\$8,215,000.00	\$6,730,000.00
GRAND TOTAL				\$9,378,861.09	\$7,505,336.66

Jan Hartl
County Treasurer
Wilson County

AFFIDAVIT
WILSON COUNTY TREASURER'S REPORT
FOR THE MONTH OF DECEMBER 2019
REGULAR TERM

We, the undersigned County Commissioners and County Judge of Wilson County, have compared, and examined the report of Jan Hartl, County Treasurer of Wilson County, for the month of DECEMBER . Finding same correct and Article 114.026 of the Local Government Code has been complied with, we have caused an order to be entered upon the minutes of Commissioners' Court meeting stating the approval of Treasurer's report by our court. The amount of cash and other amounts in the custody of the County Treasurer, Jan Hartl, for DECEMBER are:


WILSON COUNTY GENERAL FUNDS	756,129.06
OTHER BANK ACCOUNTS	988,585.74
TOTAL	<u>1,744,714.80</u>

INVESTMENTS:	
CERTIFICATES OF DEPOSIT	589,182.88
TEXPOOL	14,542,072.46
TEXAS CLASS - CONSTRUCTION INTEREST & SINKING	24,004.92
FINANCIAL NORTHEASTERN SERVICES - BROKER CD'S	1,000,000.00
TOTAL	<u>16,155,260.26</u>

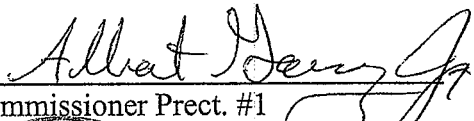
TOTAL	17,899,975.06
-------	---------------

COMBINED INDEBTEDNESS	7,505,336.66
-----------------------	--------------


WITNESS our hands, officially this the 9th day of MARCH 2020





County Judge




Commissioner Prec. #1



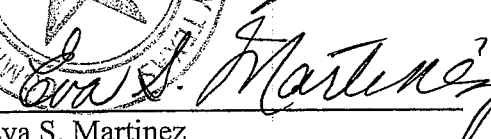
Commissioner Prec. #3

Commissioner Prec. #2



Commissioner Prec. #4



Eva S. Martinez
County Clerk, Wilson County