

May 23, 2016

*The Honorable Commissioners' Court
Wilson County
Floresville, TX 78114*

Honorable Members of the Court:

In compliance with Article 114.026 of the Local Government Code, and also in compliance with House Bill 2459, Public Funds Investment Act, this monthly report and investment report for the month ending April 30, 2016 is submitted for your review for the recording in the minutes of the court.


The investments have been made in compliance with Wilson County's investment policy. It will be the objective of the county to earn the maximum rate of return allowed on its investments within policies imposed by its safety and liquidity objectives.

In accordance with House Bill 2459, Wilson County has diversified its portfolio. The total balance of all funds is \$15,495,462.17 Wilson County has 0.06 % in Cash Management Accounts, 0.03% Certificates of Deposits, 0.76% in Texpool, and 0.15% in Texas Class. The deposits and withdrawals of the accounts are listed on the following pages.

Investments are made with the intention of holding to maturity, but with the ability to liquidate should funds be needed. Total interest earned for the month ending April 30, 2016 is \$4,531.89. The average rate of return for the month being 0.37%.

It is an honor for me, as your County Treasurer to serve the Court and the citizens as the Certified Investment Officer for Wilson County.

Respectfully Submitted,



Jan Hartl

Wilson County Treasurer

ACCOUNT NUMBER AND TITLE	STARTING BALANCE	DEBIT BALANCE	CREDIT BALANCE	ENDING BALANCE
12-010-010 CASH IN BANK GENERAL FUND	2,442,150.78-	500,793.56	1,173,797.01	3,115,154.23-
20-010-010 CASH IN BANK LEOSE ACCT	26,669.40	0.00	0.00	26,669.40
21-010-010 R&B #1 CASH IN BANK	676,336.59	58,988.65	36,020.84	699,304.40
22-010-010 R&B #2 CASH IN BANK	863,368.01	94,087.29	244,207.81	713,247.49
23-010-010 R & B #3 CASH IN BANK	341,573.64	73,106.10	61,959.70	352,720.04
24-010-010 R&B #4 CASH IN BANK	578,364.51	88,848.39	103,839.09	563,373.81
25-010-010 TOTAL CASH IN BANK CIVIL FEES REPOR	12,615.69	11,710.20	23,580.80	745.09
26-010-010 CASH COURTHOUSE SECURITY	125,140.96	4,067.62	15,916.94	113,291.64
29-010-010 PUBLIC HEALTH & SAFETY CASH IN BANK	0.00	0.00	0.00	0.00
30-010-010 SHERIFFS SALE	45,367.59	10,000.00	1,671.55	53,696.04
31-010-010 ESTRAY CASH IN BANK	6,761.44	0.00	0.00	6,761.44
33-010-010 E & O CASH IN BANK	875.50-	495.00	0.00	380.50-
34-010-010 LIBRARY CASH IN BANK	374,009.99	13,400.96	25,174.71	362,236.24
36-010-010 JURY CASH IN BANK	8,575.45	367.05	1,846.00	7,096.50
37-010-010 CASH IN BANK - STATE COURT COST & F	1,742.91	1,774.35	1,742.91	1,774.35
39-010-010 SUBDIVISION CASH IN BANK	43,822.12	400.00	0.00	44,222.12
40-010-010 RECORDING FEE CASH N BANK	563,055.94	34,345.70	4,838.69	592,562.95
42-010-010 CASH CHILD ABUSE FUND	0.00	0.00	0.00	0.00
44-010-010 J.P.TECH CASH IN THE BANK	43,718.50	1,925.39	35.59	45,608.30
46-010-010 O.C. HOLDING ACCOUNT-CASH IN BANK	28,250.00	0.00	0.00	28,250.00
50-010-010 COUNTY TIF GRANT	346,737.75-	395,054.15	208,286.90	159,970.50-
51-010-010 FEMA 4223 DR TX BANK	211,353.97-	70,794.98	77,687.72	218,246.71-
54-010-010 CASH IN BANK - HOT CHECK HOLDING	0.00	1,527.91	1,527.91	0.00
57-010-010 J.P. HOLDING ACCOUNT CASH IN BANK	198,503.02	199,007.64	313,588.71	83,921.95
59-010-010 CASH IN BANK - INMATE PH	19,551.12	1,751.80	0.00	21,302.92
62-010-010 CASH IN BANK-COMMUNITY ECONOMIC DEV	1,895.59	0.00	0.00	1,895.59
63-010-010 COUNTY CLERK TECH - CASH IN BANK	829.00	180.00	0.00	1,009.00
64-010-010 JUV CASE MGT FUND - CASH IN BANK	60.00	5.00	0.00	65.00
GROUP-TOTAL	959,093.47	1,562,631.74	2,295,722.88	226,002.33
REPORT TOTAL	959,093.47	1,562,631.74	2,295,722.88	226,002.33

Pledge Report by Maturity Date
Pledge V: WILSON COUNTY

Safeguarding	Code	Cusip	ID #	Current Face	Original Face	Description	ASC	Moody / S&P	Coupon	Maturity	Book Value	Fair Value
160074472	1001	9151374Z3	100745	1,030,000.00	1,030,000.00	UNIVERSITY TX UNIV REV TAXABLE QMAK	AFS	Aaa / A.A.A.	3.076	08/15/2016	1,033,908.03	1,036,890.70
160067759	1001	3133XXV2H7	100651	128,609.16	1,000,000.00	FHLB 5K-2017 1 MTHLY-20TH	AFS		2.900	04/20/2017	129,416.68	130,136.39
160071933	1001	642577N29	100719	275,000.00	275,000.00	NEW BRAUNFELS TX UTIL AGC QTEO PRE-1	AFS	Aa2 / AA	4.000	07/01/2017	277,156.91	285,297.48
154059153	1001	796242QA6	100701	1,000,000.00	1,000,000.00	SAN ANTONIO TX ARPT SYS REV AGM TAX	AFS	A1 / A.A	4.408	07/01/2017	1,000,000.00	1,039,300.00
160067996	1001	385082HHS	100658	475,000.00	475,000.00	GRANBURY TX UTIL SYS REV AGM QTEO	AFS	NR / AA	3.500	09/15/2017	478,506.99	490,944.58
154073194	1001	549188QY9	100912	2,000,000.00	2,000,000.00	LUBBOCK TX REF GO TAXABLE	AFS	Aa2 / A.A+	1.230	02/15/2018	2,000,000.00	2,003,440.00
154072238	1001	723002LA7	100893	1,075,000.00	1,075,000.00	PINE TREE TX ISD REF GO PSF QTEO	AFS	NR / A.A-	3.500	02/15/2018	1,121,797.72	1,126,216.19
160057434	1001	31294KX17	100570	89,801.74	89,801.74	FILMC E #1590	AFS	Aa2 / A.A+	5.000	02/01/2019	89,133.91	92,477.73
154073193	1001	549188QZ6	100911	1,000,000.00	1,000,000.00	LUBBOCK TX REF GO TAXABLE	AFS	Aa2 / A.A+	1.460	02/01/2019	1,000,000.00	1,001,190.00
160045840	1001	3128MMAG8	100515	45,629.51	1,425,000.00	FILMC G #18006	AFS	Aa2 / A.A+	5.500	08/01/2019	45,433.49	47,422.04
160069852	1001	016176FC8	100692	285,000.00	285,000.00	ALICE TX WTR AUTH REF GO AGM QTEO	AFS	A1 / A.A	5.000	08/15/2019	303,164.73	317,322.55
160072529	1001	31397QC22	100721	464,449.44	2,000,000.00	FN11 17-CJ MTHLY-25TH	AFS		2.750	03/25/2021	465,903.82	472,733.17
160074915	1001	41421QGH4	100958	240,000.00	240,000.00	HARRIS CNTY TX MOD #106 REF GO AGM Q	AFS	NR / A.A	3.500	09/01/2021	254,646.58	255,023.18
160059301	1001	3136A0P35	100758	316,571.57	1,000,000.00	ENR 2011 86-DB MTHLY-25TH	AFS		1.500	09/25/2021	315,866.35	315,771.79
154064655	1001	31371LMH9	100585	168,245.42	2,800,000.00	FNMA #255160	AFS		5.500	03/01/2024	171,754.54	186,007.37
154066643	1001	3137AH4V7	100790	342,561.34	1,000,000.00	FILMC 3936-KC MTHLY-15TH	AFS		1.500	03/15/2026	341,073.97	341,346.09
154067353	1001	3137ALHM4	100823	409,010.84	1,000,000.00	FHR 3998-KG MTHLY-15TH	AFS		2.000	11/15/2026	411,697.88	411,903.31
154066456	1001	3137APFN5	100830	544,214.85	1,000,000.00	FHR 4029-LA MTHLY-15TH	AFS		2.000	01/15/2027	548,326.24	549,450.62
154066895	1001	3137ALSN0	100817	423,372.95	1,000,000.00	FILMC 3996-BA MTHLY-15TH	AFS		1.500	02/15/2027	423,185.05	420,221.45
160078781	1001	3136A5TK2	100827	381,257.56	1,000,000.00	FN12 33-CD MTHLY-25TH	AFS		2.000	03/25/2027	382,851.90	383,662.55
154068210	1001	3136A6A2	100831	445,493.17	1,000,000.00	ENR 2012 52-DA MTHLY-25TH	AFS		2.000	05/25/2027	447,520.36	448,066.72
160088054	1001	3137AREY8	100835	506,392.83	1,000,000.00	FHR 4066-MG MTHLY-15TH	AFS		1.500	06/15/2027	504,251.28	501,080.66
154073464	1001	3138M8HU0	100948	1,477,102.08	2,500,000.00	FNMA #AP4742	AFS		2.500	08/01/2027	1,490,750.75	1,520,030.36
154063858	1001	3137AVFA0	100914	1,092,153.24	2,000,000.00	FHR 4120-NC MTHLY-15TH	AFS		1.500	10/15/2027	1,098,310.59	1,085,994.01
154071957	1001	3136AAEFS	100849	611,826.80	1,000,000.00	FHR 4145-LC MTHLY-15TH	AFS		1.500	12/15/2027	613,523.17	607,090.46
160084831	1001	3136ABU24	100870	634,450.70	1,000,000.00	ENR 2012 129-GD MTHLY-25TH	AFS		1.500	12/25/2027	663,517.95	652,635.05
154063858	1001	3136ADENS	100900	596,452.76	1,000,000.00	ENR 2013 7-AD MTHLY-25TH	AFS		1.500	02/25/2028	637,839.99	628,370.21
			100770	541,815.38	1,000,000.00	ENR 2013 36-JC MTHLY-25TH	AFS		1.250	04/25/2028	596,163.38	586,563.25
						FILMC 3925-ID MTHLY-15TH	AFS		2.500	01/15/2041	546,578.33	554,098.68
				17,258,638.13	34,755,000.00				2.306		17,392,275.59	17,490,686.59

*=Prerefunded N=New Purchase S=Sold C=Called M=Matured O=Paid Off D=In Default C=Stuk T=Put
Note: Refer to the U.S. Government and Agency Ratings report for ratings on treasury, agency and passifru securities.



(210) 224-5492
(210) 224-8787

II. Pledge & Safekeeping Reports

ACCOUNT NUMBER AND TITLE	STARTING BALANCE	DEBIT BALANCE	CREDIT BALANCE	ENDING BALANCE
65-010-165 FEDERAL SEIZURE HOLD CASH IN BANK	34,439.62	0.00	0.00	34,439.62
GROUP-TOTAL	34,439.62	0.00	0.00	34,439.62
66-010-166 CASH IN BANK - CONSTRUCTION WORKING	3,169.04	224,107.05	224,520.16	2,755.93
GROUP-TOTAL	3,169.04	224,107.05	224,520.16	2,755.93
67-010-167 CASH IN BANK - BOND INTEREST & SINK	130,414.28	16,874.32	0.00	147,288.60
GROUP-TOTAL	130,414.28	16,874.32	0.00	147,288.60
68-010-168 CASH IN BANK - HEALTH TRUST	0.00	274,158.10	274,158.10	0.00
GROUP-TOTAL	0.00	274,158.10	274,158.10	0.00
72-010-172 FEDERAL SEIZURE CASH IN BANK	498.41	0.00	0.00	498.41
GROUP-TOTAL	498.41	0.00	0.00	498.41
76-010-176 CASH IN BANK CREDIT CARD CLEARING	92,354.95	34,045.05	0.00	126,400.00
GROUP-TOTAL	92,354.95	34,045.05	0.00	126,400.00
81-010-181 HELROBQUE INTER & SINK CASH IN BANK	9,778.59	803.46	0.00	10,582.05
GROUP-TOTAL	9,778.59	803.46	0.00	10,582.05
83-010-183 COUNTRY ACRES INT&SK FD CASH IN BAN	8,084.16	383.45	6,464.18	2,003.43
GROUP-TOTAL	8,084.16	383.45	6,464.18	2,003.43
86-010-186 WOODVALLEY ACRES CASH IN BANK I&S	66,925.72	1,614.06	0.00	68,539.78
GROUP-TOTAL	66,925.72	1,614.06	0.00	68,539.78
90-010-190 4TH COURT OF APPEALS CASH IN BANK	1,194.80	420.00	920.00	694.80
GROUP-TOTAL	1,194.80	420.00	920.00	694.80
93-010-193 ST TAX ACCT CASH IN BANK	85,072.06	53,885.30	124,461.43	14,495.93
GROUP-TOTAL	85,072.06	53,885.30	124,461.43	14,495.93
95-010-195 LAW LIBRARY CASH IN BANK	73,145.73	2,210.00	0.00	75,355.73
GROUP-TOTAL	73,145.73	2,210.00	0.00	75,355.73
96-010-196 CO ATTY ACCT CASH IN BANK	30,025.64	215.00	0.00	30,240.64
GROUP-TOTAL	30,025.64	215.00	0.00	30,240.64
97-010-197 CIVIL PREPAR CASH IN BANK	114,085.15	3,450.00	0.00	117,535.15
GROUP-TOTAL	114,085.15	3,450.00	0.00	117,535.15
99-010-199 LANDFILL CASH IN BANK	14,579.62	0.00	0.00	14,579.62
GROUP-TOTAL	14,579.62	0.00	0.00	14,579.62

REPORT TOTAL

663,767.77

612,165.79

630,523.87

645,409.69

ACCOUNT NUMBER AND TITLE	STARTING BALANCE	DEBIT BALANCE	CREDIT BALANCE	ENDING BALANCE
12-025-075 TEXPOOL INVESTMENTS	11,842,772.46	0.00	0.00	11,842,772.46
GROUP-TOTAL	11,842,772.46	0.00	0.00	11,842,772.46
12-025-090 INVESTMENT IN CD #30668	200,000.00	0.00	0.00	200,000.00
GROUP-TOTAL	200,000.00	0.00	0.00	200,000.00
65-010-075 FEDERAL SEIZURE CD #30311	1,939.21	0.00	0.00	1,939.21
GROUP-TOTAL	1,939.21	0.00	0.00	1,939.21
66-010-075 CASH IN BANK - TEXAS CLASS	2,506,111.21	1,107.05	223,000.00	2,284,218.26
GROUP-TOTAL	2,506,111.21	1,107.05	223,000.00	2,284,218.26
80-010-075 JACKSON MEM PARK CD #30461	15,465.55	0.00	0.00	15,465.55
GROUP-TOTAL	15,465.55	0.00	0.00	15,465.55
88-010-076 DEWEES REM HOUSE CD #31515	8,755.16	0.00	0.00	8,755.16
GROUP-TOTAL	8,755.16	0.00	0.00	8,755.16
95-010-075 LAW LIBRARY CD #30030	25,624.23	3.16	0.00	25,627.39
GROUP-TOTAL	25,624.23	3.16	0.00	25,627.39
97-010-075 CIVIL PREPARENESS CD #30434	234,096.41	38.48	0.00	234,134.89
GROUP-TOTAL	234,096.41	38.48	0.00	234,134.89
99-010-075 LANDFILL CD #31049	8,060.94	0.00	0.00	8,060.94
GROUP-TOTAL	8,060.94	0.00	0.00	8,060.94
99-010-076 LANDFILL CD#30619	3,076.29	0.00	0.00	3,076.29
GROUP-TOTAL	3,076.29	0.00	0.00	3,076.29
REPORT TOTAL	14,845,901.46	1,148.69	223,000.00	14,624,050.15

Wilson County
Investment Type CD
APRIL 2016

CERTIFICATES OF DEPOSIT

DESCRIPTION	CD #	ORIGINATION DATE	ORIGINATION AMOUNT	MATURITY DATE	INTEREST PAYS	INTEREST RATE	CONTRIBUTION AMOUNT	WITHDRAWAL AMOUNT	INTEREST PAID	ENDING BOOK BALANCE
General Funds	30668	08/11/10	\$200,000.00	03/01/16	Monthly	0.55%			\$93.42	\$200,000.00
Sheriff Seizure Acct	30311	11/16/08	\$1,939.21	11/15/16	Yearly	0.45%				\$1,939.21
Jackson Memorial Fund	31509	05/20/11	\$15,465.55	05/18/16	Yearly	0.65%				\$15,465.55
Country Acres Interest & Sinking	30271	12/12/13	\$1,607.65	03/22/16	Monthly	0.15%				\$0.00
Deweese Remschel House	31515	11/18/13	\$8,755.16	06/12/16	Yearly	0.45%		\$1,607.85		\$8,755.16
Law Library	30030	11/11/08	\$25,624.23	04/03/16	Monthly	0.15%			\$3.16	\$25,627.39
Civil Preparedness	30434	04/17/09	\$234,096.41	04/10/16	Monthly	0.20%			\$38.48	\$234,134.89
Landfill	31049	05/17/11	\$8,060.94	08/25/16	Yearly	0.45%				\$8,060.94
Landfill	30619	03/23/10	\$3,076.29	02/20/16	6 months	0.25%				\$3,076.29
Totals			\$498,625.44			0.37%			\$135.26	\$497,059.43

INVESTMENT POOL - TEXPOOL

DESCRIPTION	INTEREST PAYS	INTEREST RATE	BEGINNING PRINCIPAL	CONTRIBUTION AMOUNT	WITHDRAWAL AMOUNT	MONTHLY INTEREST PAID	ENDING BOOK VALUE
449/788060001	Monthly	0.2674%	\$11,842,772.46	\$0.00	\$3,289.58	\$3,289.58	\$11,842,772.46

CLASS - WILSON COUNTY COUNSTRUCTION WORKING ACCOUNT

DESCRIPTION	INTEREST PAYS	INTEREST RATE	BEGINNING PRINCIPAL	CONTRIBUTION AMOUNT	WITHDRAWAL AMOUNT	MONTHLY INTEREST PAID	ENDING BOOK VALUE
TX-01-0499-0001 Construction Acct	Monthly	0.49%	\$2,506,111.21	\$0.00	\$223,000.00	\$1,107.05	\$2,284,218.26

Total Investments

\$14,624,050.15



Welcome to
TexConnect

Deposit	Withdrawal	Transfer	Multi Transaction	Vendor Payment	Maintenance
Reports	Report Scheduler	Report Access	Statements	Inquiry	Change Location
Help / Contact Us			Update Profile		Logout

Pool Information

Location: 78806
Wilson County

TexPool

Average Monthly rate for April	0.3380%
Average Monthly Dividend Factor for April	0.000009259

Information as of	May 1, 2016
Daily Net Yield	0.3167%
Dividend Factor	0.000008677
7 Day Net Yield	0.33%
Daily Assets	\$15,707,635,919.87
Weighted Average Maturity	38 days
Weighted Average Life	74 days
NAV	1.00012

TexPool Prime

Average Monthly rate for April	0.5192%
Average Monthly Dividend Factor for April	0.000014225

Information as of	May 1, 2016
Daily Net Yield	0.5200%
Dividend Factor	0.000014246
7 Day Net Yield	0.52%
Daily Assets	\$2,241,475,930.45
Weighted Average Maturity	39 days
Weighted Average Life	53 days
NAV	1.00016

Contact Information

Participant Services	1-866-839-7665
----------------------	----------------

Performance quoted represents past performance which is no guarantee of future results. Investment return will vary. The value of an investment when redeemed may be worth more or less than the original cost. Current performance may be higher or lower than what is stated.

TEXAS COOPERATIVE LIQUID ASSETS SECURITIES SYSTEM

RATE HISTORY

Texas CLASS Rate History						
April 2016						
Date	Daily Ratio (%)	YTD Yield (%)	7-Day Yield (%)	WAM Days to Reset	WAM Days to Final	Daily Dividend
04/01	0.56	0.48	0.56	58	73	0.000015239798
04/02	0.56	0.48	0.56	58	73	0.000015239798
04/03	0.56	0.49	0.56	58	73	0.000015239798
04/04	0.56	0.49	0.56	57	72	0.000015256620
04/05	0.55	0.49	0.56	58	75	0.000015135862
04/06	0.56	0.49	0.56	59	80	0.000015279070
04/07	0.56	0.49	0.56	58	78	0.000015328616
04/08	0.56	0.49	0.56	59	79	0.000015378638
04/09	0.56	0.49	0.56	59	79	0.000015378638
04/10	0.56	0.49	0.56	59	79	0.000015378638
04/11	0.56	0.49	0.56	56	76	0.000015355358
04/12	0.56	0.49	0.56	55	75	0.000015374562
04/13	0.56	0.49	0.56	54	74	0.000015377632
04/14	0.57	0.49	0.56	56	76	0.000015549447
04/15	0.57	0.49	0.56	56	77	0.000015524481
04/16	0.57	0.49	0.57	56	77	0.000015524481
04/17	0.57	0.50	0.57	56	77	0.000015524481
04/18	0.57	0.50	0.57	54	74	0.000015530270
04/19	0.57	0.50	0.57	55	75	0.000015672402
04/20	0.57	0.50	0.57	55	77	0.000015667278
04/21	0.57	0.50	0.57	54	76	0.000015617481
04/22	0.57	0.50	0.57	53	75	0.000015611655
04/23	0.57	0.50	0.57	53	75	0.000015611655
04/24	0.57	0.50	0.57	53	75	0.000015611655
04/25	0.57	0.50	0.57	53	74	0.000015574551
04/26	0.58	0.50	0.57	56	77	0.000015811838
04/27	0.58	0.50	0.57	55	76	0.000015868676
04/28	0.60	0.50	0.58	56	77	0.000016393681
04/29	0.59	0.50	0.58	55	76	0.000015997393
04/30	0.59	0.50	0.58	55	76	0.000015997393

Rates Disclaimer (<https://www.texasclass.com/rates-disclaimer>)

WILSON COUNTY, TEXAS
SCHEDULE OF INDEBTEDNESS
Apr-16

ROAD & BRIDGE WARRANTS 9/30/2005	SERIES UNPAID	DATE ISSUED	INTEREST RATE	TOTAL AMOUNT ORIGINAL ISSUE	TOTAL OUTSTANDING
Wood Valley	5 of 15	7/15/2004	5.25%	\$719,346.20	\$281,917.96
TOTAL WARRANTS				\$719,346.20	\$281,917.96
LEASE PURCHASES					
Precinct No. 1 John Deere Tractor	54 of 60	7/14/2015	0.000%	\$74,590.24	\$57,835.16
Precinct No. 3 Volvo Roller	47 of 60	12/5/2014	2.3500%	\$50,219.00	\$39,832.83
Precinct No. 3 Volvo Pneumatic Roller	47 of 60	12/5/2014	2.3500%	\$64,869.00	\$51,452.95
Precinct No. 3 Volvo Backhoe	38 of 60	6/19/2014	2.3500%	\$93,242.00	\$60,317.16
Precinct No. 4 Volvo Motor Grader	39 of 60	6/17/2014	2.3500%	\$130,056.00	\$84,131.71
Precinct No. 4 Volvo Wheel Loader	16 of 60	7/25/2012	3.0000%	\$82,050.36	\$21,678.95
TOTAL LEASE PURCHASES				\$338,386.00	\$315,248.76
BONDED DEBT					
Series 2014 Limited Tax Refunding Bond	2014	2/20/2014	2.00%	\$8,215,000.00	\$7,730,000.00
GRAND TOTAL				\$9,064,402.20	\$8,327,166.72

Jan Hartl
County Treasurer
Wilson County

AFFIDAVIT
WILSON COUNTY TREASURER'S REPORT
FOR THE MONTH OF APRIL 2016
REGULAR TERM

We, the undersigned County Commissioners and County Judge of Wilson County, have compared, and examined the report of Jan Hartl, County Treasurer of Wilson County, for the month of APRIL. Finding same correct and Article 114.026 of the Local Government Code has been complied with, we have caused an order to be entered upon the minutes of Commissioners' Court meeting stating the approval of Treasurer's report by our court. The amount of cash and other amounts in the custody of the County Treasurer, Jan Hartl, for APRIL are:

WILSON COUNTY GENERAL FUNDS	226,002.33
OTHER BANK ACCOUNTS	645,409.69
TOTAL	<u>871,412.02</u>
INVESTMENTS:	
CERTIFICATES OF DEPOSIT	497,059.43
TEXPOOL	11,842,772.46
TEXAS CLASS	2,284,218.26
TOTAL	<u>14,624,050.15</u>
TOTAL	15,495,462.17
COMBINED INDEBTEDNESS	7,730,000.00

WITNESS our hands, officially this the 23rd day of MAY 2016

County Judge

Commissioner Prec. #1

Commissioner Prec. #3

Commissioner Prec. #2

Commissioner Prec. #4

Eva S. Martinez
County Clerk, Wilson County

Jan Hartl
County Treasurer
Wilson County

AFFIDAVIT
WILSON COUNTY TREASURER'S REPORT
FOR THE MONTH OF APRIL 2016
REGULAR TERM

We, the undersigned County Commissioners and County Judge of Wilson County, have compared, and examined the report of Jan Hartl, County Treasurer of Wilson County, for the month of APRIL. Finding same correct and Article 114.026 of the Local Government Code has been complied with, we have caused an order to be entered upon the minutes of Commissioners' Court meeting stating the approval of Treasurer's report by our court. The amount of cash and other amounts in the custody of the County Treasurer, Jan Hartl, for APRIL are:

WILSON COUNTY GENERAL FUNDS	226,002.33
OTHER BANK ACCOUNTS	645,409.69
TOTAL	<u>871,412.02</u>


INVESTMENTS:


CERTIFICATES OF DEPOSIT	497,059.43
TEXPOOL	11,842,772.46
TEXAS CLASS	2,284,218.26
TOTAL	<u>14,624,050.15</u>


TOTAL	15,495,462.17
-------	---------------


COMBINED INDEBTEDNESS	7,730,000.00
-----------------------	--------------

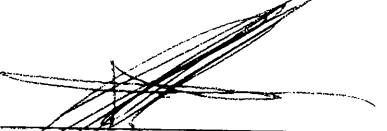
WITNESS our hands, officially this the 23rd day of MAY 2016


County Judge


Commissioner Prec. #1


Commissioner Prec. #2


Commissioner Prec. #3


Commissioner Prec. #4

Eva S. Martinez
County Clerk, Wilson County