

June 27, 2016

*The Honorable Commissioners' Court
Wilson County
Floresville, TX 78114*

Honorable Members of the Court:

In compliance with Article 114.026 of the Local Government Code, and also in compliance with House Bill 2459, Public Funds Investment Act, this monthly report and investment report for the month ending May 31, 2016 is submitted for your review for the recording in the minutes of the court.

The investments have been made in compliance with Wilson County's investment policy. It will be the objective of the county to earn the maximum rate of return allowed on its investments within policies imposed by its safety and liquidity objectives.

In accordance with House Bill 2459, Wilson County has diversified its portfolio. The total balance of all funds is \$14,968,699.95 Wilson County has 0.11 % in Cash Management Accounts, 0.03% Certificates of Deposits, 0.72% in Texpool, and 0.14% in Texas Class. The deposits and withdrawals of the accounts are listed on the following pages.

Investments are made with the intention of holding to maturity, but with the ability to liquidate should funds be needed. Total interest earned for the month ending May 31, 2016 is \$4,748.44. The average rate of return for the month being 0.43%.

It is an honor for me, as your County Treasurer to serve the Court and the citizens as the Certified Investment Officer for Wilson County.

Respectfully Submitted,



*Jan Hartl
Wilson County Treasurer*

ACCOUNT NUMBER AND TITLE	STARTING BALANCE	DEBIT BALANCE	CREDIT BALANCE	ENDING BALANCE
12-010-010 CASH IN BANK GENERAL FUND	3,116,962.11-	1,306,717.89	620,411.90	2,430,656.12-
20-010-010 CASH IN BANK LEOSE ACCT	26,669.40	0.00	0.00	26,669.40
21-010-010 R&B #1 CASH IN BANK	699,304.40	70,121.19	45,297.55	724,128.04
22-010-010 R&B #2 CASH IN BANK	722,432.00	105,082.09	81,050.67	746,463.42
23-010-010 R & B #3 CASH IN BANK	352,720.04	82,122.69	60,573.98	374,268.75
24-010-010 R&B #4 CASH IN BANK	563,373.81	99,641.52	77,878.33	585,137.00
25-010-010 TOTAL CASH IN BANK CIVIL FEES REPOR	745.09	7,606.80	0.00	8,351.89
26-010-010 CASH COURTHOUSE SECURITY	113,291.64	3,002.33	13,886.66	102,407.31
29-010-010 PUBLIC HEALTH & SAFETY CASH IN BANK	0.00	0.00	0.00	0.00
30-010-010 SHERIFFS SALE	53,696.04	0.00	1,141.23	52,554.81
31-010-010 ESTRAY CASH IN BANK	6,761.44	0.00	360.00	6,401.44
33-010-010 E & O CASH IN BANK	380.50-	325.00	0.00	55.50-
34-010-010 LIBRARY CASH IN BANK	362,236.24	7,939.85	28,588.07	341,588.02
36-010-010 JURY CASH IN BANK	7,096.50	1,377.06	960.00	7,513.56
37-010-010 CASH IN BANK - STATE COURT COST & F	1,774.35	3,243.16	1,774.35	3,243.16
39-010-010 SUBDIVISION CASH IN BANK	44,222.12	6,400.00	4,072.50	46,549.62
40-010-010 RECORDING FEE CASH N BANK	592,562.95	20,653.50	4,500.35	608,716.10
42-010-010 CASH CHILD ABUSE FUND	0.00	0.00	0.00	0.00
43-010-010 CASH PRETRIAL INTERV PROGRAM FUND	0.00	500.00	0.00	500.00
44-010-010 J.P.TECH CASH IN THE BANK	45,608.30	1,693.95	373.42	46,928.83
46-010-010 O.C. HOLDING ACCOUNT-CASH IN BANK	28,250.00	0.00	0.00	28,250.00
50-010-010 COUNTY TIF GRANT	159,970.50-	0.00	41,400.00	201,370.50-
51-010-010 FEMA 4223 DR TX BANK	227,431.22-	30,712.61	57,301.50	254,020.11-
54-010-010 CASH IN BANK - HOT CHECK HOLDING	0.00	1,530.45	1,530.45	0.00
57-010-010 J.P. HOLDING ACCOUNT CASH IN BANK	84,136.45	294,480.51	224,458.36	154,158.60
59-010-010 CASH IN BANK - INMATE PH	21,302.92	1,683.99	0.00	22,986.91
62-010-010 CASH IN BANK-COMMUNITY ECONOMIC DEV	1,895.59	0.00	0.00	1,895.59
63-010-010 COUNTY CLERK TECH - CASH IN BANK	1,009.00	132.00	0.00	1,141.00
64-010-010 JUV CASE MGT FUND - CASH IN BANK	65.00	15.00	0.00	80.00
GROUP-TOTAL	224,408.95	2,044,981.59	1,265,559.32	1,003,831.22
REPORT TOTAL	224,408.95	2,044,981.59	1,265,559.32	1,003,831.22

Pledge Report by Maturity Date
Pledge V: WILSON COUNTY

Safetkeeping	Code	Cusip	ID #	Current Face	Original Face	Description	ASC	Moody / S&P	Coupon	Maturity	Book Value	Fair Value
160074472	1001	9151374Z3	100745	1,030,000.00	1,030,000.00	UNIVERSITY TX UNIV REV TAXABLE (MAR	AFS	Aaa / AAA	3.076	08/15/2016	1,032,780.71	1,035,233.00
160067739	1001	3133XTZ7H7	100651	126,086.60	1,000,000.00	FHLB 5K-2017 1 MTHLY-20TH	AFS		2.900	04/20/2017	126,817.62	127,308.06
160071933	1001	642577NZ9	100719	275,000.00	275,000.00	NEW BRAUNFELS TX UTIL AGC QTEO PRE-1	AFS	Aa2 / AA	4.000 *	07/01/2017	277,002.85	284,196.89
154059153	1001	796242QA6	100701	1,000,000.00	1,000,000.00	SAN ANTONIO TX ARPT SYS REV AGM TAX	AFS	A1 / AA	4.400	07/01/2017	1,000,000.00	1,035,350.00
160067996	1001	385082HH8	100658	475,000.00	475,000.00	GRANBURY TX UTIL SYS REV AGM QTEO	AFS	NR / AA	3.500	09/15/2017	478,294.01	489,356.09
154073194	1001	549188QY9	100912	2,000,000.00	2,000,000.00	LUBBOCK TX REF GO TAXABLE	AFS	Aa2 / AA+	1.230	02/15/2018	2,000,000.00	1,997,220.00
154072238	1001	723002LA7	100893	1,075,000.00	1,075,000.00	PINE TREE TX ISD REF GO PSF QTEO	AFS	NR / AA-	3.500	02/15/2018	1,119,612.93	1,122,743.93
160057434	1001	31294KXT7	100570	85,574.67	2,650,000.00	FILMC E #1590	AFS		5.000	02/01/2019	84,952.98	87,976.97
154073193	1001	549188QZ6	100911	1,000,000.00	1,000,000.00	LUBBOCK TX REF GO TAXABLE	AFS	Aa2 / AA+	1.460	02/15/2019	1,000,000.00	996,440.00
160045840	1001	3128MMAG8	100515	43,799.34	1,425,000.00	FILMC G #18006	AFS		5.500	08/01/2019	43,614.38	45,432.94
160069832	1001	016176FCS	100692	285,000.00	285,000.00	ALICE TX WTR AUTH REF GO AGM QTEO	AFS	A1 / AA	5.000	08/15/2019	302,704.48	316,070.02
160072529	1001	31397QC22	100721	451,946.66	2,000,000.00	FN11 17-CJ MTHLY-25TH	AFS		2.750	03/25/2021	453,334.16	459,316.38
237003937	1001	41421QGH4	100998	240,000.00	240,000.00	HARRIS CNTY TX MUD #106 REF GO AGM Q	AFS	NR / AA	3.500	09/01/2021	254,364.92	254,087.62
160074915	1001	3136A0P35	100758	310,992.61	1,000,000.00	FNR 2011 86-DB MTHLY-25TH	AFS		1.500	09/25/2021	310,314.71	310,014.36
160059301	1001	31371LMH9	100585	162,970.16	2,800,000.00	FNMA #255160	AFS		5.500	03/01/2024	166,352.85	179,563.60
154064655	1001	3137AHV7	100790	335,926.57	1,000,000.00	FILMC 3936-KC MTHLY-15TH	AFS		1.500	03/15/2026	334,476.73	334,476.73
154066643	1001	3137ALHM4	100823	404,339.10	1,000,000.00	FHR 3998-KG MTHLY-15TH	AFS		2.000	11/15/2026	406,959.72	406,684.71
154067353	1001	3137APFN5	100830	533,330.66	1,000,000.00	FHR 4029-LA MTHLY-15TH	AFS		2.000	01/15/2027	537,341.27	537,782.45
154066456	1001	3137ALSN0	100817	414,919.01	1,000,000.00	FILMC 3996-EA MTHLY-15TH	AFS		1.500	02/15/2027	414,735.89	411,366.40
154066895	1001	3136A5TK2	100827	375,098.68	1,000,000.00	FN12 33-CD MTHLY-25TH	AFS		2.000	05/25/2027	376,651.51	376,996.05
160078781	1001	3136A6AA2	100831	440,195.39	1,000,000.00	FNR 2012 52-DA MTHLY-25TH	AFS		2.000	05/25/2027	442,180.02	442,175.22
154068210	1001	3137AREY8	100835	498,798.46	1,000,000.00	FHR 4066-MG MTHLY-15TH	AFS		1.500	06/15/2027	496,712.82	491,531.34
160088054	1001	3138M8HU0	100948	1,459,114.18	2,500,000.00	FNMA #AP4742	AFS		2.500	08/01/2027	1,472,509.34	1,500,151.77
154073464	1001	3137AVFA0	100848	1,067,405.86	2,000,000.00	FHR 4120-NC MTHLY-15TH	AFS		1.500	10/15/2027	1,073,401.93	1,059,909.60
154063858	1001	3137AWUQ6	100914	602,014.98	1,000,000.00	FHR 4145-1C MTHLY-15TH	AFS		1.500	12/15/2027	603,675.52	596,575.07
154071957	1001	3136AAEFS	100849	644,684.78	1,000,000.00	FNR 2012 129-GD MTHLY-25TH	AFS		1.500	12/23/2027	648,876.13	637,382.61
160084831	1001	3136ABUZA	100870	626,508.63	1,000,000.00	FNR 2013 7-AD MTHLY-25TH	AFS		1.500	02/23/2028	629,831.59	619,669.69
154063858	1001	3136ADENS	100900	586,756.97	1,000,000.00	FNR 2013 36-JC MTHLY-25TH	AFS		1.250	04/23/2028	586,473.97	576,299.87
154063858	1001	3137AFGL0	100770	533,548.09	1,000,000.00	FILMC 3925-LD MTHLY-15TH	AFS		2.500	01/15/2041	538,178.06	544,513.53
Items 29				17,084,011.40	34,755,000.00				2.308		17,212,160.55	17,275,844.90

*=Prerefunded N=New Purchase S=Sold C=Called M=Matured O=Paid Off D=In Default C=SunK I=Put
 Note: Refer to the U.S. Government and Agency Ratings report for ratings on treasury, agency and passtru securities.



(210) 224-5492
 (210) 224-8787

106 S. St. Mary's Street, Suite 600, San Antonio, Texas 78205-3607

II. Pledge & Safekeeping Reports

ACCOUNT NUMBER AND TITLE	STARTING BALANCE	DEBIT BALANCE	CREDIT BALANCE	ENDING BALANCE
65-010-165 FEDERAL SEIZURE HOLD CASH IN BANK	34,439.62	779.37	0.00	35,218.99
GROUP-TOTAL	34,439.62	779.37	0.00	35,218.99
66-010-166 CASH IN BANK - CONSTRUCTION WORKING	1,648.88	257,080.57	263,573.03	4,843.58-
GROUP-TOTAL	1,648.88	257,080.57	263,573.03	4,843.58-
67-010-167 CASH IN BANK - BOND INTEREST & SINK	147,288.60	0.00	0.00	147,288.60
GROUP-TOTAL	147,288.60	0.00	0.00	147,288.60
68-010-168 CASH IN BANK - HEALTH TRUST	0.00	0.00	0.00	0.00
GROUP-TOTAL	0.00	0.00	0.00	0.00
72-010-172 FEDERAL SEIZURE CASH IN BANK	498.41	0.00	0.00	498.41
GROUP-TOTAL	498.41	0.00	0.00	498.41
76-010-176 CASH IN BANK CREDIT CARD CLEARING	126,400.00	38,610.83	128,260.55	36,750.28
GROUP-TOTAL	126,400.00	38,610.83	128,260.55	36,750.28
81-010-181 HELROBQUE INTER & SINK CASH IN BANK	10,582.05	0.00	0.00	10,582.05
GROUP-TOTAL	10,582.05	0.00	0.00	10,582.05
83-010-183 COUNTRY ACRES INT&SK FD CASH IN BAN	2,003.43	19.57	0.00	2,023.00
GROUP-TOTAL	2,003.43	19.57	0.00	2,023.00
86-010-186 WOODVALLEY ACRES CASH IN BANK I&S	68,539.78	835.96	0.00	69,375.74
GROUP-TOTAL	68,539.78	835.96	0.00	69,375.74
90-010-190 4TH COURT OF APPEALS CASH IN BANK	694.80	310.00	0.00	1,004.80
GROUP-TOTAL	694.80	310.00	0.00	1,004.80
93-010-193 ST TAX ACCT CASH IN BANK	14,495.93	43,134.07	20.00	57,610.00
GROUP-TOTAL	14,495.93	43,134.07	20.00	57,610.00
95-010-195 LAW LIBRARY CASH IN BANK	75,355.73	1,640.00	2,373.62	74,622.11
GROUP-TOTAL	75,355.73	1,640.00	2,373.62	74,622.11
96-010-196 CO ATTY ACCT CASH IN BANK	30,240.64	333.90	0.00	30,574.54
GROUP-TOTAL	30,240.64	333.90	0.00	30,574.54
97-010-197 CIVIL PREPAR CASH IN BANK	117,535.15	3,750.00	0.00	121,285.15
GROUP-TOTAL	117,535.15	3,750.00	0.00	121,285.15
99-010-199 LANDFILL CASH IN BANK	14,579.62	0.00	0.00	14,579.62
GROUP-TOTAL	14,579.62	0.00	0.00	14,579.62

REPORT TOTAL

644,302.64

346,494.27

394,227.20

596,569.71

ACCOUNT NUMBER AND TITLE	STARTING BALANCE	DEBIT BALANCE	CREDIT BALANCE	ENDING BALANCE
12-025-075 TEXPOOL INVESTMENTS	11,842,772.46	0.00	1,000,000.00	10,842,772.46
GROUP-TOTAL	11,842,772.46	0.00	1,000,000.00	10,842,772.46
12-025-090 INVESTMENT IN CD #30668	200,000.00	0.00	0.00	200,000.00
GROUP-TOTAL	200,000.00	0.00	0.00	200,000.00
65-010-075 FEDERAL SEIZURE CD #30311	1,939.21	0.00	0.00	1,939.21
GROUP-TOTAL	1,939.21	0.00	0.00	1,939.21
66-010-075 CASH IN BANK - TEXAS CLASS	2,284,218.26	1,137.62	257,000.00	2,028,355.88
GROUP-TOTAL	2,284,218.26	1,137.62	257,000.00	2,028,355.88
80-010-075 JACKSON MEM PARK CD #30461	15,465.55	69.60	0.00	15,535.15
GROUP-TOTAL	15,465.55	69.60	0.00	15,535.15
88-010-076 DEWEES REM HOUSE CD #31515	8,755.16	0.00	0.00	8,755.16
GROUP-TOTAL	8,755.16	0.00	0.00	8,755.16
95-010-075 LAW LIBRARY CD #30030	25,627.39	3.16	0.00	25,630.55
GROUP-TOTAL	25,627.39	3.16	0.00	25,630.55
97-010-075 CIVIL PREPARENESS CD #30434	234,134.89	38.49	0.00	234,173.38
GROUP-TOTAL	234,134.89	38.49	0.00	234,173.38
99-010-075 LANDFILL CD #31049	8,060.94	0.00	0.00	8,060.94
GROUP-TOTAL	8,060.94	0.00	0.00	8,060.94
99-010-076 LANDFILL CD#30619	3,076.29	0.00	0.00	3,076.29
GROUP-TOTAL	3,076.29	0.00	0.00	3,076.29
REPORT TOTAL	14,624,050.15	1,248.87	1,257,000.00	13,368,299.02

Wilson County
Investment Type CD
MAY 2016

CERTIFICATES OF DEPOSIT

DESCRIPTION	CD #	ORIGINATION DATE	ORIGINATION AMOUNT	MATURITY DATE	INTEREST PAYS	INTEREST RATE	CONTRIBUTION AMOUNT	WITHDRAWAL AMOUNT	INTEREST PAID	ENDING BOOK BALANCE
General Funds	30668	08/11/10	\$200,000.00	05/04/16	Monthly	0.55%		\$90.41	\$90.41	\$200,000.00
Sheriff Seizure Acct	30311	11/16/08	\$1,939.21	11/15/16	Yearly	0.45%				\$1,939.21
Jackson Memorial Fund	31509	05/20/11	\$15,465.55	05/18/17	Yearly	0.45%			\$69.60	\$15,535.15
Dewees Remschel House	31515	11/18/13	\$8,755.16	06/12/16	Yearly	0.45%				\$8,755.16
Law Library	30030	11/11/08	\$25,627.39	05/03/16	Monthly	0.15%			\$3.16	\$25,630.55
Civil Preparedness	30434	04/17/09	\$234,134.89	05/10/16	Monthly	0.20%			\$38.49	\$234,173.38
Landfill	31049	05/17/11	\$8,060.94	08/25/16	Yearly	0.45%				\$8,060.94
Landfill	30619	03/23/10	\$3,076.29	02/20/16	6 months	0.25%				\$3,076.29
Totals			\$497,059.43			0.37%			\$201.66	\$497,170.68

INVESTMENT POOL - TEXPOOL

DESCRIPTION	INTEREST PAYS	INTEREST RATE	BEGINNING PRINCIPAL	CONTRIBUTION AMOUNT	WITHDRAWAL AMOUNT	MONTHLY INTEREST PAID	ENDING BOOK VALUE
449/7880600001	Monthly	0.3399%	\$11,842,772.46	\$0.00	\$1,003,409.16	\$3,409.16	\$10,842,772.46

CLASS - WILSON COUNTY COUNSTRUCTION WORKING ACCOUNT

DESCRIPTION	INTEREST PAYS	INTEREST RATE	BEGINNING PRINCIPAL	CONTRIBUTION AMOUNT	WITHDRAWAL AMOUNT	MONTHLY INTEREST PAID	ENDING BOOK VALUE
TX-01-0499-0001 Construction Acct	Monthly	0.59%	\$2,284,218.26	\$0.00	\$257,000.00	\$1,137.62	\$2,028,355.88

Total Investments

\$13,368,299.02



Pool Information

Location: 78806
Wilson County

TexPool

Average Monthly rate for May	0.3399%
Average Monthly Dividend Factor for May	0.000009311
Information as of	June 26, 2016
Daily Net Yield	0.3712%
Dividend Factor	0.000010169
7 Day Net Yield	0.37%
Daily Assets	\$14,904,085,943.87
Weighted Average Maturity	49 days
Weighted Average Life	83 days
NAV	1.00011

TexPool Prime

Average Monthly rate for May	0.5304%
Average Monthly Dividend Factor for May	0.000014532
Information as of	June 26, 2016
Daily Net Yield	0.5702%
Dividend Factor	0.000015621
7 Day Net Yield	0.56%
Daily Assets	\$2,188,787,089.75
Weighted Average Maturity	38 days
Weighted Average Life	46 days
NAV	1.00017

Contact Information

Participant Services 1-866-839-7665

TEXAS COOPERATIVE LIQUID ASSETS SECURITIES SYSTEM

RATE HISTORY

Texas CLASS Rate History						
May 2016						
Date	Daily Ratio (%)	YTD Yield (%)	7-Day Yield (%)	WAM Days to Reset	WAM Days to Final	Daily Dividend
05/01	0.59	0.51	0.58	55	76	0.000015997393
05/02	0.58	0.51	0.59	55	77	0.000015897821
05/03	0.59	0.51	0.59	57	79	0.000016197757
05/04	0.59	0.51	0.59	58	80	0.000016102608
05/05	0.59	0.51	0.59	58	79	0.000016171393
05/06	0.59	0.51	0.59	59	81	0.000016188990
05/07	0.59	0.51	0.59	59	81	0.000016188990
05/08	0.59	0.51	0.59	59	81	0.000016188990
05/09	0.59	0.51	0.59	58	79	0.000016211801
05/10	0.59	0.51	0.59	57	79	0.000016225455
05/11	0.59	0.51	0.59	56	78	0.000016211846
05/12	0.59	0.51	0.59	56	77	0.000016032796
05/13	0.59	0.51	0.59	55	76	0.000016073500
05/14	0.59	0.51	0.59	55	76	0.000016073500
05/15	0.59	0.51	0.59	55	76	0.000016073500
05/16	0.59	0.51	0.59	55	75	0.000016067887
05/17	0.60	0.52	0.59	56	76	0.000016265605
05/18	0.59	0.52	0.59	56	76	0.000016204564
05/19	0.59	0.52	0.59	56	76	0.000016233287
05/20	0.60	0.52	0.59	56	76	0.000016302887
05/21	0.60	0.52	0.59	56	76	0.000016302887
05/22	0.60	0.52	0.59	56	76	0.000016302887
05/23	0.60	0.52	0.60	54	74	0.000016271497
05/24	0.60	0.52	0.60	53	73	0.000016328159
05/25	0.60	0.52	0.60	52	72	0.000016265681
05/26	0.60	0.52	0.60	50	70	0.000016254833
05/27	0.60	0.52	0.60	50	70	0.000016316350
05/28	0.60	0.52	0.60	50	70	0.000016316350
05/29	0.60	0.52	0.60	50	70	0.000016316350
05/30	0.60	0.52	0.60	50	70	0.000016316350
05/31	0.60	0.52	0.60	47	67	0.000016496756

Rates Disclaimer (<https://www.texasclass.com/rates-disclaimer/>)

WILSON COUNTY, TEXAS
SCHEDULE OF INDEBTEDNESS
May-16

ROAD & BRIDGE WARRANTS 9/30/2005	SERIES UNPAID	DATE ISSUED	INTEREST RATE	TOTAL AMOUNT ORIGINAL ISSUE	TOTAL OUTSTANDING
Wood Valley	5 of 15	7/15/2004	5.25%	\$719,346.20	\$281,917.96
TOTAL WARRANTS				\$719,346.20	\$281,917.96
LEASE PURCHASES					
Precinct No. 1 John Deere Tractor	53 of 60	7/14/2015	0.000%	\$74,590.24	\$56,701.14
Precinct No. 3 Volvo Roller	46 of 60	12/5/2014	2.3500%	\$50,219.00	\$39,022.90
Precinct No. 3 Volvo Pneumatic Roller	46 of 60	12/5/2014	2.3500%	\$64,869.00	\$50,406.74
Precinct No. 3 Volvo Backhoe	37 of 60	6/19/2014	2.3500%	\$93,242.00	\$58,786.64
Precinct No. 4 Volvo Motor Grader	38 of 60	6/17/2014	2.3500%	\$130,056.00	\$81,996.91
Precinct No. 4 Volvo Wheel Loader	15 of 60	7/25/2012	3.0000%	\$82,050.36	\$20,258.82
TOTAL LEASE PURCHASES				\$338,386.00	\$307,173.15
BONDED DEBT					
Series 2014 Limited Tax Refunding Bond	2014	2/20/2014	2.00%	\$8,215,000.00	\$7,730,000.00
GRAND TOTAL				\$9,064,402.20	\$8,319,091.11

Jan Hartl
County Treasurer
Wilson County


AFFIDAVIT
WILSON COUNTY TREASURER'S REPORT
FOR THE MONTH OF MAY 2016
REGULAR TERM

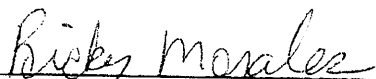
We, the undersigned County Commissioners and County Judge of Wilson County, have compared, and examined the report of Jan Hartl, County Treasurer of Wilson County, for the month of MAY. Finding same correct and Article 114.026 of the Local Government Code has been complied with, we have caused an order to be entered upon the minutes of Commissioners' Court meeting stating the approval of Treasurer's report by our court. The amount of cash and other amounts in the custody of the County Treasurer, Jan Hartl, for MAY are:

WILSON COUNTY GENERAL FUNDS	1,003,831.22
OTHER BANK ACCOUNTS	<u>596,569.71</u>
TOTAL	1,600,400.93
INVESTMENTS:	
CERTIFICATES OF DEPOSIT	497,170.68
TEXPOOL	10,842,772.46
TEXAS CLASS	<u>2,028,355.88</u>
TOTAL	13,368,299.02
TOTAL	14,968,699.95
COMBINED INDEBTEDNESS	7,730,000.00


WITNESS our hands, officially this the 27th day of JUNE 2016

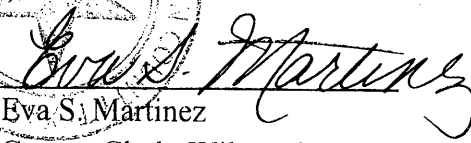

County Judge


Commissioner Prec. #1


Commissioner Prec. #3


Commissioner Prec. #2


Commissioner Prec. #4


Eva S. Martinez
County Clerk, Wilson County

