

August 22, 2016

*The Honorable Commissioners' Court
Wilson County
Floresville, TX 78114*

Honorable Members of the Court:

In compliance with Article 114.026 of the Local Government Code, and also in compliance with House Bill 2459, Public Funds Investment Act, this monthly report and investment report for the month ending July 31, 2016 is submitted for your review for the recording in the minutes of the court.

The investments have been made in compliance with Wilson County's investment policy. It will be the objective of the county to earn the maximum rate of return allowed on its investments within policies imposed by its safety and liquidity objectives.

In accordance with House Bill 2459, Wilson County has diversified its portfolio. The total balance of all funds is \$12,829,634.51 Wilson County has 0.11% in Cash Management Accounts, 0.05% Certificates of Deposits, 0.73% in Texpool, and 0.11% in Texas Class. The deposits and withdrawals of the accounts are listed on the following pages.

Investments are made with the intention of holding to maturity, but with the ability to liquidate should funds be needed. Total interest earned for the month ending July 31, 2016 is \$4,137.12. The average rate of return for the month being 0.44%.

It is an honor for me, as your County Treasurer to serve the Court and the citizens as the Certified Investment Officer for Wilson County.

Respectfully Submitted,



*Jan Hartl
Wilson County Treasurer*

08-19-2016

SPECIFIED-ACTIVITY-REPORT -- 07-01-2016 THRU 07-31-2016

PAGE 1

PREPARER:0005

TIME:10:19 AM - JULY 2016 - WILSON COUNTY GENERAL FUND

ACCOUNT NUMBER AND TITLE	STARTING BALANCE	DEBIT BALANCE	CREDIT BALANCE	ENDING BALANCE
12-010-010 CASH IN BANK GENERAL FUND	2,736,350.09-	1,830,147.76	1,042,925.63	1,949,127.96-
20-010-010 CASH IN BANK LEOSE ACCT	26,669.40	0.00	0.00	26,669.40
21-010-010 R&B #1 CASH IN BANK	613,915.69	25,209.38	42,514.84	596,610.23
22-010-010 R&B #2 CASH IN BANK	648,241.52	43,378.00	91,987.79	599,631.73
23-010-010 R & B #3 CASH IN BANK	306,904.29	31,337.91	66,913.33	271,328.87
24-010-010 R&B #4 CASH IN BANK	541,483.33	37,845.42	84,188.75	495,140.00
25-010-010 TOTAL CASH IN BANK CIVIL FEES REPOR	13,844.69	6,911.40	20,476.00	280.09
26-010-010 CASH COURTHOUSE SECURITY	91,429.29	3,145.72	13,886.66	80,688.35
29-010-010 PUBLIC HEALTH & SAFETY CASH IN BANK	0.00	0.00	0.00	0.00
30-010-010 SHERIFFS SALE	16,667.91	0.00	1,364.15	15,303.76
31-010-010 ESTRAY CASH IN BANK	6,401.44	991.07	0.00	7,392.51
33-010-010 E & O CASH IN BANK	184.50	295.00	0.00	479.50
34-010-010 LIBRARY CASH IN BANK	324,647.46	26,819.38	46,470.84	304,996.00
36-010-010 JURY CASH IN BANK	5,864.09	180.16	952.00	5,092.25
37-010-010 CASH IN BANK - STATE COURT COST & F	0.00	4,333.85	3,653.58	680.27
39-010-010 SUBDIVISION CASH IN BANK	44,259.62	300.00	980.00	43,579.62
40-010-010 RECORDING FEE CASH N BANK	621,648.45	19,434.00	4,055.84	637,026.61
42-010-010 CASH CHILD ABUSE FUND	0.00	0.00	0.00	0.00
43-010-010 CASH PRETRIAL INTERV PROGRAM FUND	2,050.00	1,312.00	0.00	3,362.00
44-010-010 J.P.TECH CASH IN THE BANK	48,532.11	1,927.38	270.89	50,188.60
46-010-010 O.C. HOLDING ACCOUNT-CASH IN BANK	28,250.00	0.00	0.00	28,250.00
50-010-010 COUNTY TIF GRANT	27,918.36	0.00	0.00	27,918.36
51-010-010 FEMA 4223 DR TX BANK	262,855.87-	0.00	87,124.07	349,979.94-
54-010-010 CASH IN BANK - HOT CHECK HOLDING	0.00	3,237.58	3,237.58	0.00
57-010-010 J.P. HOLDING ACCOUNT CASH IN BANK	167,795.19	196,251.22	222,649.89	141,396.52
59-010-010 CASH IN BANK - INMATE PH	12,017.49	1,775.94	2,334.00	11,459.43
62-010-010 CASH IN BANK-COMMUNITY ECONOMIC DEV	1,895.59	0.00	0.00	1,895.59
63-010-010 COUNTY CLERK TECH - CASH IN BANK	1,231.00	69.00	0.00	1,300.00
64-010-010 JUV CASE MGT FUND - CASH IN BANK	90.00	5.00	0.00	95.00
GROUP-TOTAL	552,735.46	2,234,907.17	1,735,985.84	1,051,656.79
REPORT TOTAL	552,735.46	2,234,907.17	1,735,985.84	1,051,656.79

Pledge Report by Maturity Date
Pledge V: WILSON COUNTY

Safekeeping Code	CUSIP	ID #	Current Face	Original Face	Description	ASC		Maturity	Book Value	Fair Value	
						320	Moody / S&P				
160074472	1001 915137423	100745	1,030,000.00	1,030,000.00	UNIVERSITY TX UNIV REV TAXABLE (MAR	AFS	Aaa / AAA	3.076	08/15/2016	1,030,526.08	1,031,225.70
160067759	1001 3133XY2H7	100651	120,832.31	1,000,000.00	FHLB 5K-2017 1 MTHLY-20TH	AFS		2.900	04/20/2017	121,414.04	121,927.35
160071933	1001 642577NZ9	100719	275,000.00	275,000.00	NEW BRAUNFELS TX UTIL AGC QTEO PRE-J	AFS	Aa2 / AA	4.000	07/01/2017	276,694.72	283,100.36
154059153	1001 796242QA6	100701	1,000,000.00	1,000,000.00	SAN ANTONIO TX ARPT SYS REV AGM TAX	AFS	A1 / AA	4.408	07/01/2017	1,000,000.00	1,031,470.00
160067996	1001 385082HH8	100658	475,000.00	475,000.00	GRANBURY TX UTIL SYS REV AGM QTEO	AFS	NR / AA	3.500	09/15/2017	477,868.06	488,394.15
154073194	1001 549188QY9	100912	2,000,000.00	2,000,000.00	LUBBOCK TX REF GO TAXABLE	AFS	Aa2 / AA+	1.230	02/15/2018	2,000,000.00	2,004,360.00
154072238	1001 723002LA7	100893	1,075,000.00	1,075,000.00	PINE TREE TX ISD REF GO PSF QTEO	AFS	NR / AA-	3.500	02/15/2018	1,115,253.36	1,120,244.63
160057434	1001 31294KXT7	100570	77,620.25	2,650,000.00	FHLMC E #1590	AFS		5.000	02/01/2019	77,082.90	79,731.60
154073193	1001 549188QZ6	100911	1,000,000.00	1,000,000.00	LUBBOCK TX REF GO TAXABLE	AFS	Aa2 / AA+	1.460	02/15/2019	1,000,000.00	1,006,480.00
160045840	1001 3128MMA68	100515	40,575.09	1,425,000.00	FHLMC G #18006	AFS		5.500	08/01/2019	40,410.76	42,034.35
160069832	1001 016176FC8	100692	285,000.00	285,000.00	ALICE TX WTR AUTH REF GO AGM QTEO	AFS	A1 / AA	5.000	08/15/2019	301,783.97	316,867.40
160072529	1001 31397QC22	100721	423,207.30	2,000,000.00	FN11 17-CJ MTHLY-25TH	AFS		2.750	03/25/2021	424,466.43	430,836.11
237003937	1001 41421QGH4	100998	240,000.00	240,000.00	HARRIS CNTY TX MUD #106 REF GO AGM Q	AFS	NR / AA	3.500	09/01/2021	253,801.59	257,681.71
160074915	1001 3136A0P35	100758	291,179.51	1,000,000.00	FNR 2011 86-DB MTHLY-25TH	AFS		1.500	09/25/2021	290,560.10	290,884.96
160059301	1001 31371LMH9	100585	155,401.74	2,800,000.00	FNMA #255160	AFS		5.500	03/01/2024	158,574.38	170,974.36
154064655	1001 3137AHV7	100790	319,382.33	1,000,000.00	FHLMC 3936-KC MTHLY-15TH	AFS		1.500	03/15/2026	318,000.60	318,899.46
154066643	1001 3137ALHM4	100823	392,953.90	1,000,000.00	FHR 3998-KG MTHLY-15TH	AFS		2.000	11/15/2026	395,445.34	396,748.49
154067353	1001 3137AFPN5	100830	517,353.33	1,000,000.00	FHR 4029-LA MTHLY-15TH	AFS		2.000	01/15/2027	521,167.92	523,781.90
154066456	1001 3137ALSNO	100817	400,442.34	1,000,000.00	FHLMC 3996-BA MTHLY-15TH	AFS		1.500	02/15/2027	400,268.46	398,609.35
154066895	1001 3136ASTK2	100827	354,850.29	1,000,000.00	FN12 33-CD MTHLY-25TH	AFS		2.000	03/25/2027	356,299.21	358,073.19
160078781	1001 3136A6AA2	100831	424,371.70	1,000,000.00	FNR 2012 52-DA MTHLY-25TH	AFS		2.000	05/25/2027	426,269.14	428,186.25
154068210	1001 3137AREY8	100835	483,634.14	1,000,000.00	FHR 4066-MG MTHLY-15TH	AFS		1.500	06/15/2027	481,646.33	479,683.52
160088054	1001 3138M8HU0	100948	1,405,517.75	2,500,000.00	FNMA #AP4742	AFS		2.500	08/01/2027	1,418,351.12	1,456,906.99
	1001 3137AVFA0	100848	1,021,711.48	2,000,000.00	FHR 4120-NC MTHLY-15TH	AFS		1.500	10/15/2027	1,027,389.54	1,019,692.75
154073464	1001 3137AWUQ6	100914	576,841.58	1,000,000.00	FHR 4145-LC MTHLY-15TH	AFS		1.500	12/15/2027	578,412.90	574,906.76
154063858	1001 3136AAEF5	100849	631,923.77	1,000,000.00	FNR 2012 129-GD MTHLY-25TH	AFS		1.500	12/25/2027	635,954.32	628,371.75
154071957	1001 3136ABUZ4	100870	605,687.68	1,000,000.00	FNR 2013 7-AD MTHLY-25TH	AFS		1.500	02/25/2028	608,873.33	602,508.49
160084831	1001 3136ADEN5	100900	566,996.89	1,000,000.00	FNR 2013 36-JC MTHLY-25TH	AFS		1.250	04/25/2028	566,726.46	560,061.88
154063858	1001 3137AFGL0	100770	517,223.48	1,000,000.00	FHLMC 3925-LD MTHLY-15TH	AFS		2.500	01/15/2041	521,477.81	529,596.33
Items 29			16,707,706.86	34,755,000.00				2.314		16,834,758.87	16,952,259.79

*=Prerefunded N=New Purchase S=Sold C=Called M=Matured O=Paid Off D=In Default C=Sunk T=Put
Note: Refer to the U.S. Government and Agency Ratings report for ratings on treasury, agency and passthru securities.



II. Pledge & Safekeeping Reports

07/26/2016 7:47:19PM MIS10025 10167 Rel 2.4 V33.38

M. Michelle Benoit
VP, Cashier
SouthTrust Bank, N.A.
10497 Town & Country Way
Suite 860
Houston, TX 77024

(P) 713-722-3563
(F) 713-465-1149
mbenoit@southtrust.com

This e-mail transmission and any attached files may contain confidential information belonging to the sender. The information is only intended for the use of the individual or entity named above. If you are not the intended recipient, you are hereby notified that any disclosure, copying, distribution, or the taking of any action in reliance on the contents of this information is strictly prohibited. If you have received this communication in error, please notify SouthTrust Bank, N.A., George West, Texas at 361-449-1571 and destroy this e-mail. Thank you.

08-19-2016

SPECIFIED-ACTIVITY-REPORT -- 07-01-2016 THRU 07-31-2016

PAGE 1

PREPARER:0005

TIME:10:24 AM - JULY 2016 - OTHER BANK ACCOUNTS - CHECKING

ACCOUNT NUMBER AND TITLE	STARTING BALANCE	DEBIT BALANCE	CREDIT BALANCE	ENDING BALANCE
65-010-165 COUNTY SEIZURE HOLD CASH IN BANK	55,378.99	0.00	0.00	55,378.99
GROUP-TOTAL	55,378.99	0.00	0.00	55,378.99
66-010-166 CASH IN BANK - CONSTRUCTION WORKING	237,284.59	0.00	171,475.29	65,809.30
GROUP-TOTAL	237,284.59	0.00	171,475.29	65,809.30
67-010-167 CASH IN BANK - BOND INTEREST & SINK	166,534.34	7,407.66	134,445.00	39,497.00
GROUP-TOTAL	166,534.34	7,407.66	134,445.00	39,497.00
68-010-168 CASH IN BANK - HEALTH TRUST	0.00	135,824.07	135,824.07	0.00
GROUP-TOTAL	0.00	135,824.07	135,824.07	0.00
72-010-172 FEDERAL SEIZURE CASH IN BANK	498.41	0.00	0.00	498.41
GROUP-TOTAL	498.41	0.00	0.00	498.41
76-010-176 CASH IN BANK CREDIT CARD CLEARING	35,733.49	44,405.89	36,812.89	43,326.49
GROUP-TOTAL	35,733.49	44,405.89	36,812.89	43,326.49
81-010-181 HELROBQUE INTER & SINK CASH IN BANK	11,178.88	13.13	0.00	11,192.01
GROUP-TOTAL	11,178.88	13.13	0.00	11,192.01
83-010-183 COUNTRY ACRES INT&SK FD CASH IN BAN	2,061.64	191.86	0.00	2,253.50
GROUP-TOTAL	2,061.64	191.86	0.00	2,253.50
86-010-186 WOODVALLEY ACRES CASH IN BANK I&S	61.01	0.00	0.00	61.01
GROUP-TOTAL	61.01	0.00	0.00	61.01
90-010-190 4TH COURT OF APPEALS CASH IN BANK	694.80	245.00	245.00	694.80
GROUP-TOTAL	694.80	245.00	245.00	694.80
93-010-193 ST TAX ACCT CASH IN BANK	103,649.69	50,037.69	139,211.45	14,475.93
GROUP-TOTAL	103,649.69	50,037.69	139,211.45	14,475.93
95-010-195 LAW LIBRARY CASH IN BANK	75,026.93	1,350.00	27,002.78	49,374.15
GROUP-TOTAL	75,026.93	1,350.00	27,002.78	49,374.15
96-010-196 CO ATTY ACCT CASH IN BANK	30,932.88	415.00	0.00	31,347.88
GROUP-TOTAL	30,932.88	415.00	0.00	31,347.88
97-010-197 CIVIL PREPAR CASH IN BANK	124,110.15	3,200.00	75,000.00	52,310.15
GROUP-TOTAL	124,110.15	3,200.00	75,000.00	52,310.15
99-010-199 LANDFILL CASH IN BANK	14,579.62	0.00	0.00	14,579.62
GROUP-TOTAL	14,579.62	0.00	0.00	14,579.62

REPORT TOTAL

857,725.42

243,090.30

720,016.48

380,799.24

ACCOUNT NUMBER AND TITLE	STARTING BALANCE	DEBIT BALANCE	CREDIT BALANCE	ENDING BALANCE
12-025-075 TEXPOOL INVESTMENTS	10,842,772.46	0.00	1,500,000.00	9,342,772.46
GROUP-TOTAL	10,842,772.46	0.00	1,500,000.00	9,342,772.46
12-025-090 INVESTMENT IN CD #30668	200,000.00	0.00	0.00	200,000.00
GROUP-TOTAL	200,000.00	0.00	0.00	200,000.00
65-010-075 COUNTY SEIZURE CD #30311	1,939.21	0.00	0.00	1,939.21
GROUP-TOTAL	1,939.21	0.00	0.00	1,939.21
66-010-075 CASH IN BANK - TEXAS CLASS	1,456,318.99	789.86	0.00	1,457,108.85
GROUP-TOTAL	1,456,318.99	789.86	0.00	1,457,108.85
80-010-075 JACKSON MEM PARK CD #30461	15,535.15	0.00	0.00	15,535.15
GROUP-TOTAL	15,535.15	0.00	0.00	15,535.15
88-010-076 DEWEES REM HOUSE CD #31515	8,794.55	0.00	0.00	8,794.55
GROUP-TOTAL	8,794.55	0.00	0.00	8,794.55
95-010-075 LAW LIBRARY CD #30030	25,633.71	25,003.16	0.00	50,636.87
GROUP-TOTAL	25,633.71	25,003.16	0.00	50,636.87
97-010-075 CIVIL PREPARENESS CD #30434	234,211.87	75,038.50	0.00	309,250.37
GROUP-TOTAL	234,211.87	75,038.50	0.00	309,250.37
99-010-075 LANDFILL CD #31049	8,060.94	0.00	0.00	8,060.94
GROUP-TOTAL	8,060.94	0.00	0.00	8,060.94
99-010-076 LANDFILL CD#30619	3,080.08	0.00	0.00	3,080.08
GROUP-TOTAL	3,080.08	0.00	0.00	3,080.08
REPORT TOTAL	12,796,346.96	100,831.52	1,500,000.00	11,397,178.48

Wilson County
Investment Type CD
JULY 2016

CERTIFICATES OF DEPOSIT

DESCRIPTION	CD #	ORIGINATION DATE	ORIGINATION AMOUNT	MATURITY DATE	INTEREST PAYS	INTEREST RATE	CONTRIBUTION AMOUNT	WITHDRAWAL AMOUNT	INTEREST PAID	ENDING BOOK BALANCE
General Funds	30668	08/11/10	\$200,000.00	06/04/16	Monthly	0.55%			\$93.42	\$200,000.00
Sheriff Seizure Acct	30311	11/16/08	\$1,939.21	11/15/16	Yearly	0.45%				\$1,939.21
Jackson Memorial Fund	31509	05/20/11	\$15,535.15	05/18/17	Yearly	0.45%				\$15,535.15
Dewees Remschel House	31515	11/18/13	\$8,794.55	06/12/17	Yearly	0.45%				\$8,794.55
Law Library	30030	11/11/08	\$25,633.71	07/02/16	Monthly	0.15%	\$25,000.00		\$3.16	\$50,636.87
Civil Preparedness	30434	04/17/09	\$234,211.87	07/09/16	Monthly	0.20%	\$75,000.00		\$38.50	\$309,250.37
Landfill	31049	05/17/11	\$8,060.94	08/25/16	Yearly	0.45%				\$8,060.94
Landfill	30619	03/23/10	\$3,080.08	08/18/16	6 months	0.25%				\$3,080.08
Totals			\$497,255.51			0.37%			\$135.08	\$597,297.17

INVESTMENT POOL - TEXPOOL

DESCRIPTION	INTEREST PAYS	INTEREST RATE	BEGINNING PRINCIPAL	CONTRIBUTION AMOUNT	WITHDRAWAL AMOUNT	MONTHLY INTEREST PAID	ENDING BOOK VALUE
449/7880600001	Monthly	0.3700%	\$10,842,772.46	\$0.00	\$1,503,212.18	\$3,212.18	\$9,342,772.46

CLASS - WILSON COUNTY COUNSTRUCTION WORKING ACCOUNT

DESCRIPTION	INTEREST PAYS	INTEREST RATE	BEGINNING PRINCIPAL	CONTRIBUTION AMOUNT	WITHDRAWAL AMOUNT	MONTHLY INTEREST PAID	ENDING BOOK VALUE
TX-01-0499-0001 Construction Acct	Monthly	0.64%	\$1,456,318.99	\$0.00	\$0.00	\$789.86	\$1,457,108.85

Total Investments

\$11,397,178.48

Print



TexPool

Daily Performance from 07-01-2016 to 07-31-2016

As of Date	Daily Net Yield (%)	Dividend Factor	7 Day Net Yield (%)	Daily Assets (\$)	NAV (\$)	Weighted Average Maturity (WAM)	Weighted Average Life (WAL)
07-01-2016	0.3624	0.000009930	0.3700	14,583,979,466.29	1.00013	46	79
07-02-2016	0.3624	0.000009930	0.3700	14,583,979,466.29	1.00013	46	79
07-03-2016	0.3624	0.000009930	0.3700	14,583,979,466.29	1.00013	46	79
07-04-2016	0.3624	0.000009930	0.3600	14,583,979,466.29	1.00013	46	79
07-05-2016	0.3580	0.000009808	0.3600	14,770,316,924.74	1.00014	45	76
07-06-2016	0.3587	0.000009828	0.3600	14,661,669,217.42	1.00014	45	77
07-07-2016	0.3586	0.000009826	0.3600	14,688,676,909.12	1.00012	44	76
07-08-2016	0.3604	0.000009873	0.3600	14,667,119,968.10	1.00012	44	76
07-09-2016	0.3604	0.000009873	0.3600	14,667,119,968.10	1.00012	44	76
07-10-2016	0.3604	0.000009873	0.3600	14,667,119,968.10	1.00012	44	76
07-11-2016	0.4043	0.000011076	0.3700	14,722,275,183.47	1.00013	42	73
07-12-2016	0.3698	0.000010132	0.3700	14,895,670,587.58	1.00012	43	73
07-13-2016	0.3722	0.000010198	0.3700	14,576,263,373.80	1.00012	43	73
07-14-2016	0.3742	0.000010251	0.3700	14,446,165,674.35	1.00012	42	73
07-15-2016	0.3753	0.000010282	0.3700	14,455,984,375.34	1.00012	43	73
07-16-2016	0.3753	0.000010282	0.3800	14,455,984,375.34	1.00012	43	73
07-17-2016	0.3753	0.000010282	0.3800	14,455,984,375.34	1.00012	43	73
07-18-2016	0.3736	0.000010235	0.3700	14,534,019,314.21	1.00011	41	70
07-19-2016	0.3671	0.000010057	0.3700	14,713,228,253.93	1.00011	42	73
07-20-2016	0.3741	0.000010250	0.3700	14,398,969,638.58	1.00011	43	75
07-21-2016	0.3747	0.000010266	0.3700	14,405,966,705.91	1.00012	43	75
07-22-2016	0.3784	0.000010366	0.3700	14,346,151,019.13	1.00011	41	73
07-23-2016	0.3784	0.000010366	0.3700	14,346,151,019.13	1.00011	41	73
07-24-2016	0.3784	0.000010366	0.3700	14,346,151,019.13	1.00011	41	73

07-25-2016	0.3770	0.000010328	0.3800	14,736,779,591.22	1.00010	38	73
07-26-2016	0.3796	0.000010401	0.3800	14,636,556,917.10	1.00010	39	73
07-27-2016	0.3811	0.000010442	0.3800	14,541,029,068.39	1.00012	38	73
07-28-2016	0.3688	0.000010105	0.3800	14,498,397,576.97	1.00013	39	80
07-29-2016	0.3514	0.000009628	0.3700	14,325,209,856.52	1.00016	39	80
07-30-2016	0.3514	0.000009628	0.3700	14,325,209,856.52	1.00016	39	80
07-31-2016	0.3514	0.000009628	0.3700	14,325,209,856.52	1.00016	39	80

Monthly Performance from 05-31-2016 to 07-31-2016

As of Date	Average Monthly Rate (%)	Average Monthly Dividend Factor	Average Monthly 7 Day Rate (%)	Average Monthly Balance (\$)	Weighted Average Maturity (WAM)	Weighted Average Life (WAL)	Participants
05-31-2016	0.3399	0.000009311	0.3374	15,667,869,915.97	42	78	2359
06-30-2016	0.3633	0.000009952	0.3613	14,878,300,278.65	47	82	2361
07-31-2016	0.3690	0.000010109	0.3697	14,546,622,530.94	42	75	2364

Previous Performance Data

Daily Performance Data January 1997 - April 2002 (PDF)

Monthly Performance Data January 1990 - March 2002 (PDF)

Performance quoted represents past performance which is no guarantee of future results. Investment return will vary. The value of an investment, when redeemed, may be worth more or less than the original cost. Current performance may be lower or higher than what is stated.

An investment in the Pool is not insured or guaranteed by any government or government agency. Although the manager of the Pool seeks to preserve principal, it is possible to lose money by depositing money in the Pool.

For more complete information, see the investment policy and information statement available on this website. You should consider the investment's objectives, risks, charges, and expenses carefully before investing. Information about these and other important subjects is in the investment policy and information statement which you should read carefully before investing.

Please note that daily fund prices, dividend factors and yield information (collectively, the "Pricing Information") are posted to this web page at approximately 4:00 p.m. ET and are updated each day that the New York Stock Exchange is open for regular trading. Daily gross yields and 7 day unsubsidized net yields are updated at approximately 8:30 p.m. ET. Daily fund prices, dividend factors, and yield information are subject to normal quality control, validation, and verification after such posting, and prior to 10:00 a.m. ET the next business day, remain subject to change. Taxable Money Market Fund daily dividend factors, may include short term capital gains. Please take this into consideration when using this information.

Federated Investment Counseling

Not FDIC Insured

May Lose Value

No Bank Guarantee

Copyright © 2016 Federated Investors, Inc.

WILSON COUNTY, TEXAS
SCHEDULE OF INDEBTEDNESS
Jul-16

ROAD & BRIDGE WARRANTS 9/30/2005	SERIES UNPAID	DATE ISSUED	INTEREST RATE	TOTAL AMOUNT ORIGINAL ISSUE	TOTAL OUTSTANDING
Wood Valley	4 of 15	7/15/2004	5.25%	\$719,346.20	\$211,438.47
TOTAL WARRANTS				\$719,346.20	\$211,438.47
LEASE PURCHASES					
Precinct No. 1 John Deere Tractor	54 of 60	7/14/2015	0.000%	\$74,590.24	\$54,433.10
Precinct No. 2 Truck	59 of 60	5/3/2016	2.340%	\$111,696.01	\$108,179.32
Precinct No. 3 Volvo Roller	44 of 60	12/5/2014	2.3500%	\$50,219.00	\$37,398.27
Precinct No. 3 Volvo Pneumatic Roller	44 of 60	12/5/2014	2.3500%	\$64,869.00	\$48,308.18
Precinct No. 3 Volvo Backhoe	35 of 60	6/19/2014	2.3500%	\$93,242.00	\$55,716.61
Precinct No. 4 Volvo Motor Grader	36 of 60	6/17/2014	2.3500%	\$130,056.00	\$77,714.76
Precinct No. 4 Volvo Wheel Loader	13 of 60	7/25/2012	3.0000%	\$82,050.36	\$17,407.88
TOTAL LEASE PURCHASES				\$338,386.00	\$399,158.12
BONDED DEBT					
Series 2014 Limited Tax Refunding Bond	2014	2/20/2014	2.00%	\$8,215,000.00	\$7,730,000.00
GRAND TOTAL				\$9,064,402.20	\$8,340,596.59

Jan Hartl
County Treasurer
Wilson County

AFFIDAVIT
WILSON COUNTY TREASURER'S REPORT
FOR THE MONTH OF JULY 2016
REGULAR TERM

We, the undersigned County Commissioners and County Judge of Wilson County, have compared, and examined the report of Jan Hartl, County Treasurer of Wilson County, for the month of JULY. Finding same correct and Article 114.026 of the Local Government Code has been complied with, we have caused an order to be entered upon the minutes of Commissioners' Court meeting stating the approval of Treasurer's report by our court. The amount of cash and other amounts in the custody of the County Treasurer, Jan Hartl, for JULY are:

WILSON COUNTY GENERAL FUNDS	1,051,656.79
OTHER BANK ACCOUNTS	<u>380,799.24</u>
TOTAL	1,432,456.03

INVESTMENTS:	
CERTIFICATES OF DEPOSIT	597,297.17
TEXPOOL	9,342,772.46
TEXAS CLASS	<u>1,457,108.85</u>
TOTAL	11,397,178.48

TOTAL	12,829,634.51
-------	---------------

COMBINED INDEBTEDNESS	7,730,000.00
-----------------------	--------------

WITNESS our hands, officially this the 22nd day of AUGUST 2016

County Judge

Commissioner Prec. #1

Commissioner Prec. #3

Commissioner Prec. #2

Commissioner Prec. #4

Eva S. Martinez
County Clerk, Wilson County


Jan Hartl
County Treasurer
Wilson County


**AFFIDAVIT
WILSON COUNTY TREASURER'S REPORT
FOR THE MONTH OF JULY 2016
REGULAR TERM**


We, the undersigned County Commissioners and County Judge of Wilson County, have compared, and examined the report of Jan Hartl, County Treasurer of Wilson County, for the month of JULY. Finding same correct and Article 114.026 of the Local Government Code has been complied with, we have caused an order to be entered upon the minutes of Commissioners' Court meeting stating the approval of Treasurer's report by our court. The amount of cash and other amounts in the custody of the County Treasurer, Jan Hartl, for JULY are:


WILSON COUNTY GENERAL FUNDS	1,051,656.79
OTHER BANK ACCOUNTS	<u>380,799.24</u>
TOTAL	1,432,456.03
INVESTMENTS:	
CERTIFICATES OF DEPOSIT	597,297.17
TEXPOOL	9,342,772.46
TEXAS CLASS	<u>1,457,108.85</u>
TOTAL	11,397,178.48
TOTAL	12,829,634.51
COMBINED INDEBTEDNESS	7,730,000.00



WITNESS our hands, officially this the 22nd day of AUGUST 2016



County Judge


Commissioner Prec. #1


Commissioner Prec. #3


Commissioner Prec. #2



Eva S. Martinez
County Clerk, Wilson County


Commissioner Prec. #4