

January 23, 2017

*The Honorable Commissioners' Court
Wilson County
Floresville, TX 78114*

Honorable Members of the Court:

In compliance with Article 114.026 of the Local Government Code, and also in compliance with House Bill 2459, Public Funds Investment Act, this monthly report and investment report for the month ending December 31, 2016 is submitted for your review for the recording in the minutes of the court.

The investments have been made in compliance with Wilson County's investment policy. It will be the objective of the county to earn the maximum rate of return allowed on its investments within policies imposed by its safety and liquidity objectives.

In accordance with House Bill 2459, Wilson County has diversified its portfolio. The total balance of all funds is \$10,151,946.04. Wilson County has 0.14% in Cash Management Accounts, 0.07% in Certificates of Deposits, 0.77% in Texpool, and 0.02% in Texas Class. The deposits and withdrawals of the accounts are listed on the following pages.

Investments are made with the intention of holding to maturity, but with the ability to liquidate should funds be needed. Total interest earned for the month ending December 31, 2016 is \$3,189.93. The average rate of return for the month being 0.65%.

It is an honor for me, as your County Treasurer to serve the Court and the citizens as the Certified Investment Officer for Wilson County.

Respectfully Submitted,



Jan Hartl

Wilson County Treasurer

ACCOUNT NUMBER AND TITLE	STARTING BALANCE	DEBIT BALANCE	CREDIT BALANCE	ENDING BALANCE
12-010-010 CASH IN BANK GENERAL FUND	1,893,365.11-	4,451,955.80	4,289,199.25	1,730,608.56-
20-010-010 CASH IN BANK LEASE ACCT	26,669.40	0.00	0.00	26,669.40
21-010-010 R&B #1 CASH IN BANK	395,636.98	112,466.63	77,238.93	430,864.68
22-010-010 R&B #2 CASH IN BANK	186,299.26	177,822.56	116,027.78	248,094.04
23-010-010 R & B #3 CASH IN BANK	120,789.32	138,444.02	100,878.72	158,354.62
24-010-010 R&B #4 CASH IN BANK	176,732.24	169,757.09	102,240.38	244,248.95
25-010-010 TOTAL CASH IN BANK CIVIL FEES REPOR	7,322.59	6,772.00	0.00	14,094.59
26-010-010 CASH COURTHOUSE SECURITY	31,836.81	1,085.00	14,922.45	17,999.36
33-010-010 E & O CASH IN BANK	1,754.50	290.00	0.00	2,044.50
34-010-010 LIBRARY CASH IN BANK	178,880.88	76,404.81	33,156.87	222,128.82
36-010-010 JURY CASH IN BANK	7,589.09	0.00	440.00	7,149.09
37-010-010 CASH IN BANK - STATE COURT COST & F	824.16	444.00	1,268.16	0.00
39-010-010 SUBDIVISION CASH IN BANK	41,317.12	8,800.00	735.00	49,382.12
40-010-010 RECORDING FEE CASH N BANK	684,983.08	16,920.90	5,325.18	696,578.80
42-010-010 CASH CHILD ABUSE FUND	0.00	0.00	0.00	0.00
43-010-010 CASH PRETRIAL INTERV PROGRAM FUND	11,994.00	2,972.00	0.00	14,966.00
44-010-010 J.P.TECH CASH IN THE BANK	45,721.99	0.00	231.69	45,490.30
46-010-010 O.C. HOLDING ACCOUNT-CASH IN BANK	28,250.00	0.00	0.00	28,250.00
50-010-010 COUNTY TIF GRANT	63,845.35	0.00	0.00	63,845.35
51-010-010 FEMA 4223 DR TX BANK	209,889.37	0.00	2,760.00	207,129.37
54-010-010 CASH IN BANK - HOT CHECK HOLDING	0.00	1,046.90	1,046.90	0.00
57-010-010 J.P. HOLDING ACCOUNT CASH IN BANK	130,280.15	139,551.09	107,325.37	162,505.87
59-010-010 CASH IN BANK - INMATE PH	7,143.13	1,248.25	1,450.00	6,941.38
62-010-010 CASH IN BANK-COMMUNITY ECONOMIC DEV	1,895.59	0.00	0.00	1,895.59
63-010-010 COUNTY CLERK TECH - CASH IN BANK	1,472.00	14.00	0.00	1,486.00
64-010-010 JUV CASE MGT FUND - CASH IN BANK	105.00	0.00	0.00	105.00
GROUP-TOTAL	467,866.90	5,305,995.05	4,854,246.68	919,615.27
REPORT TOTAL	467,866.90	5,305,995.05	4,854,246.68	919,615.27

Pledge Report by Maturity Date

Pledge V: WILSON COUNTY

As of 12/31/16
Page 73

SouthTrust Bank George West, TX	SK Receipt Code	Cusip	ID #	Current Face	Original Face	Description	Moody's / S&P	Coupon	Maturity	Book Value	Fair Value
							A32				
160067759	1001	3133XY2H7	100651	106,836.14	1,000,000.00	FHLB 5K-201.71 MTHLY-20TH	AFS	2.900	04/20/2017	107,066.77	107,003.07
160071933	1001	642577N29	100719	275,000.00	275,000.00	NEW BRAUNFELS TX UTIL AGC QTEO PRE-I AFS	Aa2 / AA	4.000	07/01/2017	275,924.39	279,220.97
154059153	1001	796242QA6	100701	1,000,000.00	1,000,000.00	SAN ANTONIO TX ARPT SYS REV AGM TAXI AFS	A1 / AA	4.408	07/01/2017	1,000,000.00	1,014,950.00
160067996	1001	385082HH8	100658	475,000.00	475,000.00	GRANBURY TX UTIL SYS REV AGM QTEO AFS	NR / AA	3.500	09/15/2017	476,803.19	482,752.65
154073194	1001	549188QY9	100912	2,000,000.00	2,000,000.00	LUBBOCK TX REF GO TAXABLE AFS	Aa2 / AA+	1.230	02/15/2018	2,000,000.00	1,994,600.00
154072238	1001	723002LA7	100893	1,075,000.00	1,075,000.00	PINE TREE TX ISD REF GO PSF QTEO AFS	NR / AA-	3.500	02/15/2018	1,104,354.44	1,104,495.27
160057434	1001	31294KXT7	100570	56,643.49	2,650,000.00	FILMCE #1590 AFS	Aa2 / AA+	5.000	02/01/2019	56,295.66	57,803.92
154073193	1001	549188QZ6	100911	1,000,000.00	1,000,000.00	LUBBOCK TX REF GO TAXABLE AFS	Aa2 / AA+	1.460	02/15/2019	1,000,000.00	991,560.00
160045840	1001	3128MMAG8	100515	30,903.26	1,425,000.00	FILMCG #1806 AFS	Aa2 / AA+	5.500	08/01/2019	30,789.60	31,797.63
160069832	1001	016176FC8	100692	285,000.00	285,000.00	ALICE TX WTR AUTH REF GO AGM QTEO AFS	A1 / AA	5.000	08/15/2019	299,482.69	308,639.36
160077024	1001	076563GV1	100818	500,000.00	500,000.00	BEE CNTY TX REF GO AGM QTEO AFS	A2 / AA	3.000	08/15/2019	516,712.36	518,826.11
237002020	1001	775830ND0	100986	315,000.00	315,000.00	ROMA TX ISD REF CABS GO PSF QTEO AFS	Aaa / NR	0.000	08/15/2019	302,342.21	301,509.11
160091286	1001	34681LHD3	100985	250,000.00	250,000.00	FORT BEND CNTY TX MUD #19 REF GO AGI AFS	A2 / AA	2.500	09/01/2020	255,601.97	254,589.75
160072529	1001	31397QC22	100721	351,953.12	2,000,000.00	FN11 17-CJ MTHLY-25TH AFS	A2 / AA	2.750	03/25/2021	352,913.47	355,722.14
237003937	1001	41421QGH4	100998	240,000.00	240,000.00	HARRIS CNTY TX MUD #106 REF GO AGM Q AFS	NR / AA	3.500	09/01/2021	252,393.26	250,662.27
160074915	1001	3136AOP35	100758	249,348.00	1,000,000.00	FNR 2011 86-DB MTHLY-25TH AFS	Aa2 / AA	1.500	09/25/2021	248,868.03	247,196.55
160059301	1001	31371LME9	100585	139,165.77	2,800,000.00	FNMA #255160 AFS	Aa2 / AA	5.500	03/01/2024	141,908.13	150,653.77
160070471	1001	31412RLX3	100703	77,104.98	399,034.32	FNMA #932842 AFS	Aa2 / AA	3.500	12/01/2025	78,165.57	80,261.47
160075974	1001	3137AFXP2	100785	108,982.37	333,872.96	FHLMC 3941-BE MTHLY-15TH AFS	Aa2 / AA	2.000	03/15/2026	109,530.00	108,487.18
160076666	1001	3137AGBH2	100793	110,895.45	336,600.94	FHLMC 3945-BJ MTHLY-15TH AFS	Aa2 / AA	2.000	03/15/2026	111,501.39	110,400.85
154064638	1001	3137AGFS4	100778	94,308.24	310,733.48	FHLMC 3939-EB MTHLY-15TH AFS	Aa2 / AA	1.750	03/15/2026	94,293.87	93,328.39
154064655	1001	3137AH4V7	100790	280,695.91	1,000,000.00	FHLMC 3936-KC MTHLY-15TH AFS	Aa2 / AA	1.750	03/15/2026	279,594.27	277,035.30
154063182	1001	3137AEGP4	100759	54,968.68	237,050.81	FHLMC 3917-AB MTHLY-15TH AFS	Aa2 / AA	1.750	07/15/2026	55,115.27	54,476.36
154066643	1001	3137ALHM4	100823	350,446.78	1,000,000.00	FHR 3998-KG MTHLY-15TH AFS	Aa2 / AA	2.000	11/15/2026	352,579.97	346,686.91
154067353	1001	3137APFN5	100830	464,918.25	1,000,000.00	FHR 4029-LA MTHLY-15TH AFS	Aa2 / AA	2.000	01/15/2027	468,200.85	459,520.84
154066456	1001	3137ALSNO	100817	361,352.45	1,000,000.00	FHLMC 3996-BA MTHLY-15TH AFS	Aa2 / AA	1.500	02/15/2027	361,200.75	352,606.79
154066895	1001	3136A5TK2	100827	327,334.95	1,000,000.00	FN12 33-CD MTHLY-25TH AFS	Aa2 / AA	2.000	03/25/2027	328,613.26	323,417.76
160078781	1001	3136A6AA2	100831	389,179.70	1,000,000.00	FNR 2012 52-DA MTHLY-25TH AFS	Aa2 / AA	2.000	05/25/2027	390,861.93	383,495.71
154068210	1001	3137AREY8	100835	426,921.77	1,000,000.00	FHR 4066-MG MTHLY-15TH AFS	Aa2 / AA	1.500	06/15/2027	423,232.35	421,335.03
160088054	1001	3138M8HU0	100948	1,283,196.15	2,500,000.00	FNMA #A,P4742 AFS	Aa2 / AA	2.500	08/01/2027	1,294,630.52	1,278,384.16
154073464	1001	3137AVFA0	100848	922,596.18	2,000,000.00	FHR 4120-NC MTHLY-15TH AFS	Aa2 / AA	1.500	10/15/2027	927,533.15	897,406.77
154063838	1001	3137AWUQ6	100914	530,524.42	1,000,000.00	FHR 4145-LC MTHLY-15TH AFS	Aa2 / AA	1.500	12/15/2027	531,927.42	514,625.73
154071957	1001	3136AAEF8	100849	573,219.46	1,000,000.00	FNR 2012 129-GD MTHLY-25TH AFS	Aa2 / AA	1.500	12/25/2027	576,791.31	553,256.50
160084831	1001	3136ABU24	100870	560,052.77	1,000,000.00	FNR 2013 7-AD MTHLY-25TH AFS	Aa2 / AA	1.500	02/25/2028	562,904.03	541,190.18
154063838	1001	3136ADEN5	100900	511,489.74	1,000,000.00	FNR 2013 36-JC MTHLY-25TH AFS	Aa2 / AA	1.250	04/25/2028	511,253.15	491,944.86
154063838	1001	3137AFGL0	100770	479,193.96	1,000,000.00	FHLMC 3925-LD MTHLY-15TH AFS	Aa2 / AA	2.500	01/15/2041	482,735.53	476,301.41

Note: Refer to the U.S. Government and Agency Ratings report for ratings on treasury, agency and pass thru securities.



(210) 224-5492
(210) 224-8787

9601 MEA Diester Freeway, Suite 201, San Antonio, Texas 78216-4633

II. Pledge & Safekeeping Reports

12/30/2016 3:52:59PM MIS10025 10167 Rel.2.4.V35.67

Pledge Report by Maturity Date

As of 12/31/16
Page 74

Pledge V: WILSON COUNTY

SouthTrust Bank
George West, TX

Safekeeping Receipt	SK Code	Cusip	ID #	Current Face	Original Face	Description	ASC 320	Moody / S&P	Coupon	Maturity	Book Value	Fair Value
Items 36				16,257,231.99	36,407,292.51				2.256		16,364,120.76	16,216,164.82

* = Pre-refunded N = New Purchase S = Sold C = Called M = Matured O = Paid Off D = In Default C = Sunk T = Put
Note: Refer to the U.S. Government and Agency Ratings report for ratings on treasury, agency and pass thru securities.

FIMSO (210) 224-5492
 (210) 224-8787

II. Pledge & Safekeeping Reports

9601 McAllister Freeway Suite 301, San Antonio, Texas 78216-4633

ACCOUNT NUMBER AND TITLE	STARTING BALANCE	DEBIT BALANCE	CREDIT BALANCE	ENDING BALANCE
65-010-165 COUNTY SEIZURE HOLD CASH IN BANK	42,671.52	0.00	0.00	42,671.52
GROUP-TOTAL	42,671.52	0.00	0.00	42,671.52
66-010-166 CASH IN BANK - CONSTRUCTION WORKING	782.97	200,000.00	195,929.86	4,853.11
GROUP-TOTAL	782.97	200,000.00	195,929.86	4,853.11
67-010-167 CASH IN BANK - BOND INTEREST & SINK	899.92	140,808.17	0.00	141,708.09
GROUP-TOTAL	899.92	140,808.17	0.00	141,708.09
68-010-168 CASH IN BANK - HEALTH TRUST	134,162.19	0.00	134,162.19	0.00
GROUP-TOTAL	134,162.19	0.00	134,162.19	0.00
72-010-172 FEDERAL SEIZURE CASH IN BANK	498.41	0.00	0.00	498.41
GROUP-TOTAL	498.41	0.00	0.00	498.41
76-010-176 CASH IN BANK CREDIT CARD CLEARING	33,329.29	23,759.23	0.00	57,088.52
GROUP-TOTAL	33,329.29	23,759.23	0.00	57,088.52
86-010-186 WOODVALLEY ACRES CASH IN BANK I&S	6,639.70	12,967.62	344.35	19,262.97
GROUP-TOTAL	6,639.70	12,967.62	344.35	19,262.97
90-010-190 4TH COURT OF APPEALS CASH IN BANK	949.80	270.00	0.00	1,219.80
GROUP-TOTAL	949.80	270.00	0.00	1,219.80
93-010-193 ST TAX ACCT CASH IN BANK	49,771.20	5,190.40	0.00	54,961.60
GROUP-TOTAL	49,771.20	5,190.40	0.00	54,961.60
95-010-195 LAW LIBRARY CASH IN BANK	52,403.87	1,520.00	0.00	53,923.87
GROUP-TOTAL	52,403.87	1,520.00	0.00	53,923.87
96-010-196 CO ATTY ACCT CASH IN BANK	31,905.33	220.00	0.00	32,125.33
GROUP-TOTAL	31,905.33	220.00	0.00	32,125.33
97-010-197 CIVIL PREPAR CASH IN BANK	64,110.15	2,525.00	0.00	66,635.15
GROUP-TOTAL	64,110.15	2,525.00	0.00	66,635.15
99-010-199 LANDFILL CASH IN BANK	14,579.62	0.00	0.00	14,579.62
GROUP-TOTAL	14,579.62	0.00	0.00	14,579.62
REPORT TOTAL	432,703.97	387,260.42	330,436.40	489,527.99

Wilson County
Investment Type CD
JANUARY 2017

CERTIFICATES OF DEPOSIT

DESCRIPTION	CD #	ORIGINATION DATE	ORIGINATION AMOUNT	MATURITY DATE	INTEREST PAYS	INTEREST RATE	CONTRIBUTION AMOUNT	WITHDRAWAL AMOUNT	INTEREST PAID	ENDING BOOK BALANCE
General Funds	30668	08/11/10	\$200,000.00	12/04/06	Monthly	0.55%		\$90.41	\$90.41	\$200,000.00
Sheriff Seizure Acct	30311	11/16/08	\$1,947.94	11/14/17	Yearly	0.45%				\$1,947.94
Jackson Memorial Fund	31509	05/20/11	\$15,535.15	05/18/17	Yearly	0.45%				\$15,535.15
Dawees Remischel House	31515	11/18/13	\$8,794.55	06/12/17	Yearly	0.45%				\$8,794.55
Law Library	30030	11/11/08	\$50,667.58	12/29/16	Monthly	0.15%			\$6.25	\$50,673.83
Civil Preparedness	30434	04/17/09	\$309,452.93	12/05/16	Monthly	0.20%			\$50.87	\$309,503.80
Landfill	31049	05/17/11	\$8,097.32	08/25/17	Yearly	0.45%				\$8,097.32
Landfill	30619	03/23/10	\$3,083.88	02/14/17	6 months	0.25%			\$147.53	\$3,083.88
Totals			\$597,579.35			0.37%				\$597,636.47

INVESTMENT POOL - TEXPOOL

DESCRIPTION	INTEREST PAYS	INTEREST RATE	BEGINNING PRINCIPAL	CONTRIBUTION AMOUNT	WITHDRAWAL AMOUNT	MONTHLY INTEREST PAID	ENDING BOOK VALUE
4497880600001	Monthly	0.4570%	\$6,342,772.46	\$3,000,000.00	\$1,502,789.21	\$2,789.21	\$7,842,772.46

TEXAS CLASS - WILSON COUNTY CONSTRUCTION WORKING ACCOUNT

DESCRIPTION	INTEREST PAYS	INTEREST RATE	BEGINNING PRINCIPAL	CONTRIBUTION AMOUNT	WITHDRAWAL AMOUNT	MONTHLY INTEREST PAID	ENDING BOOK VALUE
TX-01-0499-0001 Working Construction Acct	Monthly	0.89%	\$302,116.95	\$0.00	\$100,000.00	\$177.51	\$202,294.46

S CLASS - WILSON COUNTY CONSTRUCTION INTEREST & SINKING ACCOUNT

DESCRIPTION	INTEREST PAYS	INTEREST RATE	BEGINNING PRINCIPAL	CONTRIBUTION AMOUNT	WITHDRAWAL AMOUNT	MONTHLY INTEREST PAID	ENDING BOOK VALUE
TX-01-0499-0002 Int & Sinking Construct Acct	Monthly	0.89%	\$100,024.36	\$0.00	\$0.00	\$75.03	\$100,099.39

Total Investments

\$8,742,802.78

ACCOUNT NUMBER AND TITLE	STARTING BALANCE	DEBIT BALANCE	CREDIT BALANCE	ENDING BALANCE
12-025-075 TEXPOOL INVESTMENTS	6,342,772.46	3,000,000.00	1,500,000.00	7,842,772.46
GROUP-TOTAL	6,342,772.46	3,000,000.00	1,500,000.00	7,842,772.46
12-025-090 INVESTMENT IN CD #30668	200,000.00	0.00	0.00	200,000.00
GROUP-TOTAL	200,000.00	0.00	0.00	200,000.00
65-010-075 COUNTY SEIZURE CD #30311	1,947.94	0.00	0.00	1,947.94
GROUP-TOTAL	1,947.94	0.00	0.00	1,947.94
66-010-075 CASH IN BANK - TEXAS CLASS	302,116.95	177.51	100,000.00	202,294.46
GROUP-TOTAL	302,116.95	177.51	100,000.00	202,294.46
67-010-075 CASH IN BANK-TEXAS CLASS	100,024.36	75.03	0.00	100,099.39
GROUP-TOTAL	100,024.36	75.03	0.00	100,099.39
80-010-075 JACKSON MEM PARK CD #30461	15,535.15	0.00	0.00	15,535.15
GROUP-TOTAL	15,535.15	0.00	0.00	15,535.15
88-010-076 DEWEES REM HOUSE CD #31515	8,794.55	0.00	0.00	8,794.55
GROUP-TOTAL	8,794.55	0.00	0.00	8,794.55
95-010-075 LAW LIBRARY CD #30030	50,667.58	6.25	0.00	50,673.83
GROUP-TOTAL	50,667.58	6.25	0.00	50,673.83
97-010-075 CIVIL PREPARENESS CD #30434	309,452.93	50.87	0.00	309,503.80
GROUP-TOTAL	309,452.93	50.87	0.00	309,503.80
99-010-075 LANDFILL CD #31049	8,097.32	0.00	0.00	8,097.32
GROUP-TOTAL	8,097.32	0.00	0.00	8,097.32
99-010-076 LANDFILL CD#30619	3,083.88	0.00	0.00	3,083.88
GROUP-TOTAL	3,083.88	0.00	0.00	3,083.88
REPORT TOTAL	7,342,493.12	3,000,309.66	1,600,000.00	8,742,802.78



Welcome to
TexConnect

TEXPOOL

Deposit	Withdrawal	Transfer	Multi Transaction	Vendor Payment	Maintenance
Reports	Report Scheduler	Report Access	Statements	Inquiry	Change Location
Help / Contact Us			Update Profile		Logout

Pool Information

Location: 78806
Wilson County

TexPool

Average Monthly rate for December	0.4570%
Average Monthly Dividend Factor for December	0.000012521

Information as of	January 9, 2017
Daily Net Yield	0.5305%
Dividend Factor	0.000014533
7 Day Net Yield	0.52%
Daily Assets	\$16,825,918,472.79
Weighted Average Maturity	50 days
Weighted Average Life	94 days
NAV	1.00019

TexPool Prime

Average Monthly rate for December	0.8148%
Average Monthly Dividend Factor for December	0.000022323

Information as of	January 9, 2017
Daily Net Yield	0.8746%
Dividend Factor	0.000023963
7 Day Net Yield	0.85%
Daily Assets	\$3,525,207,586.81
Weighted Average Maturity	45 days
Weighted Average Life	60 days
NAV	1.00013

Contact Information

Participant Services	1-866-839-7665
----------------------	----------------

Performance quoted represents past performance which is no guarantee of future results. Investment return will vary. The value of an investment when redeemed may be worth more or less than the original cost. Current performance may be higher or lower than what is stated.

TEXAS COOPERATIVE LIQUID ASSETS SECURITIES SYSTEM

RATE HISTORY

Texas CLASS Rate History							
December 2016							
Date	Daily Rate	YTD Yield (%)	7-Day Yield (%)	WAM Days to Reset	WAM Days to Final	Daily Dividend	
12/01	0.85	0.64	0.84	55	75	0.000023296519	
12/02	0.85	0.64	0.84	54	75	0.000023338097	
12/03	0.85	0.64	0.84	54	75	0.000023338097	
12/04	0.85	0.64	0.85	54	75	0.000023338096	
12/05	0.86	0.64	0.85	53	73	0.000023521688	
12/06	0.86	0.64	0.85	55	77	0.000023515941	
12/07	0.87	0.64	0.86	55	77	0.000023693722	
12/08	0.87	0.64	0.86	57	78	0.000023702018	
12/09	0.86	0.64	0.86	56	78	0.000023662601	
12/10	0.86	0.64	0.86	56	78	0.000023662601	
12/11	0.86	0.64	0.86	56	78	0.000023662601	
12/12	0.87	0.64	0.86	56	78	0.000023847269	
12/13	0.88	0.64	0.87	56	80	0.000024145828	
12/14	0.88	0.65	0.87	56	80	0.000024087149	
12/15	0.90	0.65	0.87	57	81	0.000024519608	
12/16	0.90	0.65	0.88	57	81	0.000024515877	
12/17	0.90	0.65	0.88	57	81	0.000024515876	
12/18	0.90	0.65	0.88	57	81	0.000024515876	
12/19	0.90	0.65	0.89	54	77	0.000024625998	
12/20	0.90	0.65	0.89	53	76	0.000024578227	
12/21	0.90	0.65	0.90	53	76	0.000024645301	
12/22	0.90	0.65	0.90	52	75	0.000024581082	
12/23	0.90	0.65	0.90	53	75	0.000024507175	
12/24	0.90	0.65	0.90	53	75	0.000024507175	
12/25	0.90	0.65	0.90	53	75	0.000024507175	
12/26	0.90	0.65	0.90	53	75	0.000024507175	
12/27	0.91	0.65	0.90	49	71	0.000024780969	
12/28	0.91	0.66	0.90	50	71	0.000025043842	
12/29	0.92	0.66	0.90	51	72	0.000025248110	
12/30	0.90	0.66	0.90	50	70	0.000024733664	
12/31	0.90	0.66	0.91	50	70	0.000024733664	

Rates Disclaimer (<https://www.texasclass.com/rates-disclaimer>)

WILSON COUNTY, TEXAS
SCHEDULE OF INDEBTEDNESS
Dec-16

ROAD & BRIDGE WARRANTS 9/30/2005	SERIES UNPAID	DATE ISSUED	INTEREST RATE	TOTAL AMOUNT ORIGINAL ISSUE	TOTAL OUTSTANDING
Wood Valley	4 of 15	7/15/2004	5.25%	\$719,346.20	\$211,438.47
TOTAL WARRANTS				\$719,346.20	\$211,438.47
LEASE PURCHASES					
Precinct No. 1 John Deere Tractor	50 of 60	7/14/2015	0.000%	\$74,590.24	\$48,763.00
Precinct No. 2 Truck	54 of 60	5/3/2016	2.340%	\$111,696.01	\$99,327.42
Precinct No. 3 Volvo Roller	39 of 60	12/5/2014	2.3500%	\$50,219.00	\$33,708.79
Precinct No. 3 Volvo Pneumatic Roller	39 of 60	12/5/2014	2.3500%	\$64,869.00	\$43,025.71
Precinct No. 3 Volvo Backhoe	30 of 60	6/19/2014	2.3500%	\$93,242.00	\$47,988.76
Precinct No. 4 Volvo Motor Grader	31 of 60	6/17/2014	2.3500%	\$130,056.00	\$66,935.78
Precinct No. 4 Volvo Wheel Loader	8 of 60	7/25/2012	3.0000%	\$82,050.36	\$10,217.93
TOTAL LEASE PURCHASES				\$606,722.61	\$349,967.39
BONDED DEBT					
Series 2014 Limited Tax Refunding Bond	2014	2/20/2014	2.00%	\$8,215,000.00	\$7,730,000.00
GRAND TOTAL				\$9,064,402.20	\$8,291,405.86


Jan Hartl
County Treasurer
Wilson County

AFFIDAVIT
WILSON COUNTY TREASURER'S REPORT
FOR THE MONTH OF DECEMBER 2016
REGULAR TERM


We, the undersigned County Commissioners and County Judge of Wilson County, have compared, and examined the report of Jan Hartl, County Treasurer of Wilson County, for the month of DECEMBER. Finding same correct and Article 114.026 of the Local Government Code has been complied with, we have caused an order to be entered upon the minutes of Commissioners' Court meeting stating the approval of Treasurer's report by our court. The amount of cash and other amounts in the custody of the County Treasurer, Jan Hartl, for DECEMBER are:

WILSON COUNTY GENERAL FUNDS	919,615.27
OTHER BANK ACCOUNTS	489,527.99
TOTAL	<u>1,409,143.26</u>
INVESTMENTS:	
CERTIFICATES OF DEPOSIT	597,636.47
TEXPOOL	7,842,772.46
TEXAS CLASS - CONSTRUCTION WORKING ACCOUNT	202,294.46
TEXAS CLASS - CONSTRUCTION INTEREST & SINKING	100,099.39
TOTAL	<u>8,742,802.78</u>
TOTAL	10,151,946.04
COMBINED INDEBTEDNESS	8,291,405.86


WITNESS our hands, officially this the 23rd day of JANUARY 2017




County Judge




Commissioner Prec. #1



Commissioner Prec. #3



Commissioner Prec. #2



Commissioner Prec. #4




Eva S. Martinez