

May 22, 2016

*The Honorable Commissioners' Court
Wilson County
Floresville, TX 78114*

Honorable Members of the Court:

In compliance with Article 114.026 of the Local Government Code, and also in compliance with House Bill 2459, Public Funds Investment Act, this monthly report and investment report for the month ending March 31, 2017 is submitted for your review for the recording in the minutes of the court.

The investments have been made in compliance with Wilson County's investment policy. It will be the objective of the county to earn the maximum rate of return allowed on its investments within policies imposed by its safety and liquidity objectives.

In accordance with House Bill 2459, Wilson County has diversified its portfolio. The total balance of all funds is \$14,952,847.32. Wilson County has 0.13% in Cash Management Accounts, 0.04% in Certificates of Deposits, 0.83% in Texpool, and 0.00% in Texas Class. The deposits and withdrawals of the accounts are listed on the following pages.

Investments are made with the intention of holding to maturity, but with the ability to liquidate should funds be needed. Total interest earned for the month ending March 31, 2017 is \$6,688.21. The average rate of return for the month being 0.69%.

It is an honor for me, as your County Treasurer to serve the Court and the citizens as the Certified Investment Officer for Wilson County.

Respectfully Submitted,



*Jan Hartl
Wilson County Treasurer*

ACCOUNT NUMBER AND TITLE	STARTING BALANCE	DEBIT BALANCE	CREDIT BALANCE	ENDING BALANCE
12-010-010 CASH IN BANK GENERAL FUND	2,323,667.70-	975,603.84	1,191,642.56	2,539,706.42-
20-010-010 CASH IN BANK LEOSE ACCT	26,875.84	4,447.07	1,090.00	30,232.91
21-010-010 R&B #1 CASH IN BANK	574,892.37	135,648.41	46,541.06	663,999.72
22-010-010 R&B #2 CASH IN BANK	570,551.01	131,818.43	111,163.98	591,205.46
23-010-010 R & B #3 CASH IN BANK	403,171.95	102,324.73	65,728.49	439,768.19
24-010-010 R&B #4 CASH IN BANK	534,809.80	126,041.76	115,815.91	545,035.65
25-010-010 TOTAL CASH IN BANK CIVIL FEES REPOR	5,258.79	10,502.80	0.00	15,761.59
26-010-010 CASH COURTHOUSE SECURITY	6,430.84-	3,404.87	14,492.54	17,518.51-
33-010-010 E & O CASH IN BANK	2,544.50	445.00	0.00	2,989.50
34-010-010 LIBRARY CASH IN BANK	318,740.20	24,630.01	46,462.72	296,907.49
36-010-010 JURY CASH IN BANK	9,286.09	15.00	1,640.00	7,661.09
37-010-010 CASH IN BANK - STATE COURT COST & F	2,404.23	0.00	2,404.23	0.00
39-010-010 SUBDIVISION CASH IN BANK	51,172.12	300.00	4,060.00	47,412.12
40-010-010 RECORDING FEE CASH N BANK	705,050.29	32,219.35	5,914.40	731,355.24
42-010-010 CASH CHILD ABUSE FUND	0.00	0.00	0.00	0.00
43-010-010 CASH PRETRIAL INTERV PROGRAM FUND	13,895.56	9,306.00	0.00	23,201.56
44-010-010 J.P.TECH CASH IN THE BANK	48,321.24	1,425.88	392.56	49,354.56
46-010-010 O.C. HOLDING ACCOUNT-CASH IN BANK	28,250.00	0.00	0.00	28,250.00
50-010-010 COUNTY TIF GRANT	63,845.35	0.00	0.00	63,845.35
51-010-010 FEMA 4223 DR TX BANK	202,629.37	98,650.56	0.00	301,279.93
54-010-010 CASH IN BANK - HOT CHECK HOLDING	0.00	2,134.23	2,134.23	0.00
57-010-010 J.P. HOLDING ACCOUNT CASH IN BANK	217,009.07	233,585.66	293,711.83	156,882.90
59-010-010 CASH IN BANK - INMATE PH	4,565.59	789.28	0.00	5,354.87
62-010-010 CASH IN BANK-COMMUNITY ECONOMIC DEV	3,816.37	0.00	0.00	3,816.37
63-010-010 COUNTY CLERK TECH - CASH IN BANK	1,510.00	109.00	0.00	1,619.00
64-010-010 JUV CASE MGT FUND - CASH IN BANK	110.00	0.00	0.00	110.00
GROUP-TOTAL	1,458,611.20	1,893,401.88	1,903,194.51	1,448,818.57
REPORT TOTAL	1,458,611.20	1,893,401.88	1,903,194.51	1,448,818.57

Pledge Report by Maturity Date
Pledge V: WILSON COUNTY

SK	Code	Cusip	ID #	Current Face	Original Face	Description	ASC	Moody/ S&P	Coupon	Maturity	Book Value	Fair Value
160067759	1001	3133XY2H7	100651	102,200.34	1,000,000.00	FHLB SK-2017 1 MTHLY-20TH	320	A-2/AA	2.900	04/20/2017	102,301.84	101,586.27
160071933	1001	642577N29	100719	275,000.00	275,000.00	NEW BRAUNFELS TX UTIL AGC QTBO PRE-I AFS	AFS	A-1/AA	4.000	07/01/2017	275,616.26	277,854.35
154059153	1001	796242Q46	100701	1,000,000.00	1,000,000.00	SAN ANTONIO TX ARPT SYS REV AGMT AXI AFS	AFS	NR/AA	3.500	07/01/2017	1,000,000.00	1,010,520.00
160067996	1001	385082HF8	100658	475,000.00	475,000.00	GRANBURY TX UTIL SYS REV AGM QTBO AFS	AFS	A-2/AA+	1.230	02/15/2018	476,377.24	480,962.53
154073194	1001	549188Q79	100912	2,000,000.00	2,000,000.00	LUBBOCK TX REF GO TAXABLE AFS	AFS	NR/AA	3.500	02/15/2018	2,000,000.00	1,996,420.00
154072238	1001	723002LA7	100893	1,075,000.00	1,075,000.00	PINE TREE TX ISD REF GO PSF QTBO AFS	AFS	A-2/AA+	3.500	02/01/2019	1,099,994.87	1,100,576.37
160057434	1001	31294KX17	100570	49,489.57	2,650,000.00	FHLMC E #1590 AFS	AFS	A-2/AA+	5.000	02/01/2019	49,205.38	50,496.58
154073193	1001	549188QZ6	100911	1,000,000.00	1,000,000.00	LUBBOCK TX REF GO TAXABLE AFS	AFS	A-2/AA+	1.460	02/15/2019	1,000,000.00	993,590.00
160069832	1001	3128WMA68	100515	27,899.08	1,425,000.00	FHLMC G #1806 AFS	AFS	A-1/AA	5.000	08/01/2019	27,801.97	28,728.67
160077024	1001	076563GV1	100818	285,000.00	285,000.00	ALICE TX WTR AUTH REF GO AGM QTBO AFS	AFS	A-1/AA	5.000	08/15/2019	298,562.18	307,949.05
237002020	1001	775830ND0	100986	500,000.00	500,000.00	BEE CNTY TX REF GO AGM QTBO AFS	AFS	A-2/AA	3.000	08/15/2019	515,650.14	518,917.94
160091286	1001	34681LHD3	100985	315,000.00	315,000.00	ROMA TX ISD REF CABS GO PSF QTBO AFS	AFS	A-aa/NR	0.000	08/15/2019	303,131.37	303,086.91
160072529	1001	31397QC22	100721	250,000.00	250,000.00	FORT BEND CNTY TX MUD #119 REF GO AGI AFS	AFS	A-2/AA	2.500	09/01/2020	255,347.33	255,378.03
237003937	1001	41421QGH4	100998	326,627.64	2,000,000.00	FN11 17-C1 MTHLY-25TH AFS	AFS	NR/AA	2.750	03/25/2021	327,484.33	330,332.48
160074915	1001	3136A0P35	100758	240,000.00	240,000.00	HARRIS CNTY TX MUD #106 REF GO AGM Q AFS	AFS	NR/AA	3.500	09/01/2021	251,829.93	251,204.25
160059301	1001	31371LMEH9	100585	233,386.78	1,000,000.00	FNR 2011 86-DB MTHLY-25TH AFS	AFS	NR/AA	1.500	09/25/2021	232,949.34	231,591.31
160070471	1001	31412RLX3	100703	133,075.38	2,800,000.00	FNMA #255160 AFS	AFS	NR/AA	5.500	03/01/2024	135,655.03	142,835.75
160075974	1001	3137AFXP2	100785	74,439.69	399,034.32	FNMA #932842 AFS	AFS	NR/AA	3.500	12/01/2025	75,440.96	77,836.00
160076666	1001	3137AGBH2	100793	104,273.13	333,872.96	FHLMC 3941-BE MTHLY-15TH AFS	AFS	NR/AA	2.000	03/15/2026	104,783.35	103,900.09
154064238	1001	3137AGFS4	100778	106,233.22	336,600.94	FHLMC 3945-BJ MTHLY-15TH AFS	AFS	NR/AA	2.000	03/15/2026	106,798.88	105,868.37
154064655	1001	3137AEGB7	100790	90,299.94	310,733.48	FHLMC 3939-EB MTHLY-15TH AFS	AFS	NR/AA	1.750	03/15/2026	90,286.55	89,438.69
154063182	1001	3137AEGB4	100759	267,232.45	1,000,000.00	FHLMC 3936-KC MTHLY-15TH AFS	AFS	NR/AA	1.500	03/15/2026	266,212.62	264,017.74
154066643	1001	3137ALHM4	100823	52,170.76	237,050.81	FHLMC 3917-AB MTHLY-15TH AFS	AFS	NR/AA	1.750	07/15/2026	52,307.00	51,760.47
154067353	1001	3137AFPN5	100830	337,426.62	1,000,000.00	FHR 3998-KG MTHLY-15TH AFS	AFS	NR/AA	2.000	11/15/2026	339,437.55	334,393.63
154066456	1001	3137ALSN0	100817	443,523.37	1,000,000.00	FHR 4029-LA MTHLY-15TH AFS	AFS	NR/AA	2.000	01/15/2027	446,618.78	439,016.48
154066895	1001	3136A5TK2	100827	347,236.74	1,000,000.00	FHLMC 3996-BA MTHLY-15TH AFS	AFS	NR/AA	1.500	02/15/2027	347,093.20	339,648.71
160078781	1001	3136A6AA2	100831	315,286.74	1,000,000.00	FN12 33-CD MTHLY-25TH AFS	AFS	NR/AA	2.000	03/25/2027	316,496.51	312,307.31
154068210	1001	3137AREY8	100835	377,382.92	1,000,000.00	FNR 2012 52-DA MTHLY-25TH AFS	AFS	NR/AA	2.000	05/25/2027	378,988.93	372,910.16
160088054	1001	3138W8HU0	100948	407,452.86	1,000,000.00	FHR 4066-MG MTHLY-15TH AFS	AFS	NR/AA	1.500	06/15/2027	405,887.99	402,758.52
154073464	1001	3137AVFA0	100848	1,238,730.30	2,500,000.00	FNMA #AP4742 AFS	AFS	NR/AA	2.500	08/01/2027	1,249,666.80	1,243,395.61
154063838	1001	3137AWUQ6	100914	895,412.48	2,000,000.00	FHR 4120-NC MTHLY-15TH AFS	AFS	NR/AA	1.500	10/15/2027	900,127.73	873,302.92
154071957	1001	3136AAEF8	100849	511,829.89	1,000,000.00	FHR 4145-LC MTHLY-15TH AFS	AFS	NR/AA	1.500	12/15/2027	513,166.48	497,019.49
160084831	1001	3136ABU24	100870	555,404.44	1,000,000.00	FNR 2012 129-GD MTHLY-25TH AFS	AFS	NR/AA	1.500	12/25/2027	558,817.89	537,684.58
154063858	1001	3137AFGL0	100770	528,827.26	1,000,000.00	FNR 2013 7-AD MTHLY-25TH AFS	AFS	NR/AA	1.500	02/25/2028	541,537.14	522,168.76
				492,504.23	1,000,000.00	FNR 2013 36-JC MTHLY-25TH AFS	AFS	NR/AA	1.250	04/25/2028	492,279.28	473,442.01
				461,345.30	1,000,000.00	FHLMC 3925-LD MTHLY-15TH AFS	AFS	NR/AA	2.500	01/15/2041	464,700.54	459,229.61

Note: Refer to the U.S. Government and Agency Ratings report for ratings on treasury, agency and passthru securities.



9601 McAllister Free way, Suite 301, San Antonio, Texas 78216-4633

II. Pledge & Safekeeping Reports

02/27/2017 8:02:31PM MSL002S 10167 Rel.2.4 V35.75

Pledge Report by Maturity Date

Safekeeping SK ASC
 Receipt Code 320

Items	Cusip	ID #	Current Face	Original Face	Description	Coupon	Maturity	Book Value	Fair Value
36		1590471112	36,407,292.51	2,260				16,002,555.39	15,882,129.64

*=Pre-refunded N=New Purchase S=Sold C=Called M=Matured O=Paid Off D=In Default C=Sunk T=Put
 Note: Refer to the U.S. Government and Agency Ratings report for ratings on treasury, agency and pass thru securities.

FILSER
 9601 McAllister Freeway, Suite 301, San Antonio, Texas 78216-4633
 (210) 224-5492
 (210) 224-8787

II. Pledge & Safekeeping Reports

05-15-2017

SPECIFIED-ACTIVITY-REPORT -- 03-01-2017 THRU 03-31-2017

PAGE 1

TIME:04:36 PM - MARCH 2017 - OTHER BANK ACCOUNTS - CHECKING ACCOUNTS

PREPARER:0005

ACCOUNT NUMBER AND TITLE	STARTING BALANCE	DEBIT BALANCE	CREDIT BALANCE	ENDING BALANCE
65-010-165 COUNTY SEIZURE HOLD CASH IN BANK	58,172.45	0.00	0.00	58,172.45
GROUP-TOTAL	58,172.45	0.00	0.00	58,172.45
66-010-166 CASH IN BANK - CONSTRUCTION WORKING	822.95	0.00	0.00	822.95
GROUP-TOTAL	822.95	0.00	0.00	822.95
67-010-167 CASH IN BANK - BOND INTEREST & SINK	61,691.53	31,458.06	0.00	93,149.59
GROUP-TOTAL	61,691.53	31,458.06	0.00	93,149.59
72-010-172 FEDERAL SEIZURE CASH IN BANK	498.41	0.00	0.00	498.41
GROUP-TOTAL	498.41	0.00	0.00	498.41
76-010-176 CASH IN BANK CREDIT CARD CLEARING	54,730.06	69,260.10	54,732.06	69,258.10
GROUP-TOTAL	54,730.06	69,260.10	54,732.06	69,258.10
86-010-186 WOODVALLEY ACRES CASH IN BANK I&S	62,793.29	2,058.04	344.35	64,506.98
GROUP-TOTAL	62,793.29	2,058.04	344.35	64,506.98
90-010-190 4TH COURT OF APPEALS CASH IN BANK	879.80	390.00	0.00	1,269.80
GROUP-TOTAL	879.80	390.00	0.00	1,269.80
93-010-193 ST TAX ACCT CASH IN BANK	38,729.32	36,892.27	0.00	75,621.59
GROUP-TOTAL	38,729.32	36,892.27	0.00	75,621.59
95-010-195 LAW LIBRARY CASH IN BANK	54,383.55	2,050.00	2,701.23	53,732.32
GROUP-TOTAL	54,383.55	2,050.00	2,701.23	53,732.32
96-010-196 CO ATTY ACCT CASH IN BANK	32,182.18	270.00	0.00	32,452.18
GROUP-TOTAL	32,182.18	270.00	0.00	32,452.18
97-010-197 CIVIL PREPAR CASH IN BANK	74,885.15	2,825.00	0.00	77,710.15
GROUP-TOTAL	74,885.15	2,825.00	0.00	77,710.15
99-010-199 LANDFILL CASH IN BANK	18,044.62	0.00	0.00	18,044.62
GROUP-TOTAL	18,044.62	0.00	0.00	18,044.62
REPORT TOTAL	457,813.31	145,203.47	57,777.64	545,239.14

05-19-2017

SPECIFIED-ACTIVITY-REPORT -- 03-02-2017 THRU 03-31-2017

PAGE 1

TIME:03:03 PM - MARCH 2017 - OTHER BANK ACCOUNTS - CD'S

PREPARER:0005

ACCOUNT NUMBER AND TITLE	STARTING BALANCE	DEBIT BALANCE	CREDIT BALANCE	ENDING BALANCE
12-025-075 TEXPOOL INVESTMENTS	12,342,772.46	0.00	0.00	12,342,772.46
GROUP-TOTAL	12,342,772.46	0.00	0.00	12,342,772.46
12-025-090 INVESTMENT IN CD #30668	200,000.00	0.00	0.00	200,000.00
GROUP-TOTAL	200,000.00	0.00	0.00	200,000.00
65-010-075 COUNTY SEIZURE CD #30311	1,947.94	0.00	0.00	1,947.94
GROUP-TOTAL	1,947.94	0.00	0.00	1,947.94
67-010-075 CASH IN BANK-TEXAS CLASS	18,190.10	15.37	0.00	18,205.47
GROUP-TOTAL	18,190.10	15.37	0.00	18,205.47
80-010-075 JACKSON MEM PARK CD #30461	15,535.15	0.00	0.00	15,535.15
GROUP-TOTAL	15,535.15	0.00	0.00	15,535.15
88-010-076 DEWEES REM HOUSE CD #31515	8,794.55	0.00	0.00	8,794.55
GROUP-TOTAL	8,794.55	0.00	0.00	8,794.55
95-010-075 LAW LIBRARY CD #30030	50,686.33	6.25	0.00	50,692.58
GROUP-TOTAL	50,686.33	6.25	0.00	50,692.58
97-010-075 CIVIL PREPARENESS CD #30434	309,605.57	50.89	0.00	309,656.46
GROUP-TOTAL	309,605.57	50.89	0.00	309,656.46
99-010-075 LANDFILL CD #31049	8,097.32	0.00	0.00	8,097.32
GROUP-TOTAL	8,097.32	0.00	0.00	8,097.32
99-010-076 LANDFILL CD#30619	3,087.68	0.00	0.00	3,087.68
GROUP-TOTAL	3,087.68	0.00	0.00	3,087.68
REPORT TOTAL	12,958,717.10	72.51	0.00	12,958,789.61

Wilson County
Investment Type CD
MARCH 2017

ERTIFICATES OF DEPOSIT

DESCRIPTION	CD #	ORIGINATION DATE	ORIGINATION AMOUNT	MATURITY DATE	INTEREST PAYS	INTEREST RATE	CONTRIBUTION AMOUNT	WITHDRAWAL AMOUNT	INTEREST PAID	ENDING BOOK BALANCE
General Funds	30668	08/11/10	\$200,000.00	03/04/17	Monthly	0.55%		\$93.42	\$93.42	\$200,000.00
Sheriff Seizure Acct	30311	11/16/08	\$1,947.94	11/14/17	Yearly	0.45%				\$1,947.94
Jackson Memorial Fund	31509	05/20/11	\$15,535.15	05/18/17	Yearly	0.45%				\$15,535.15
Deweess Renschel House	31515	11/18/13	\$8,794.55	06/12/17	Yearly	0.45%				\$8,794.55
Law Library	30030	11/11/08	\$50,686.33	03/29/17	Monthly	0.15%			\$6.25	\$50,692.58
Civil Preparedness	30434	04/17/09	\$309,605.57	03/06/17	Monthly	0.20%			\$50.89	\$309,656.46
Landfill	31049	05/17/11	\$8,097.32	08/25/17	Yearly	0.45%				\$8,097.32
Landfill	30619	03/23/10	\$3,087.68	08/13/17	6 months	0.25%				\$3,087.68
Totals			\$597,754.54			0.37%			\$150.56	\$597,811.68

INVESTMENT POOL - TEXPOOL

DESCRIPTION	INTEREST PAYS	INTEREST RATE	BEGINNING PRINCIPAL	CONTRIBUTION AMOUNT	WITHDRAWAL AMOUNT	MONTHLY INTEREST PAID	ENDING BOOK VALUE
449/7880600001	Monthly	0.6767%	\$12,342,772.46	\$0.00	\$6,522.28	\$6,522.28	\$12,342,772.46

CLASS - WILSON COUNTY CONSTRUCTION INTEREST & SINKING ACCOUNT

DESCRIPTION	INTEREST PAYS	INTEREST RATE	BEGINNING PRINCIPAL	CONTRIBUTION AMOUNT	WITHDRAWAL AMOUNT	MONTHLY INTEREST PAID	ENDING BOOK VALUE
TX-01-0499-0002 Int & Sinking Construct Acct	Monthly	1.02%	\$18,190.10	\$0.00	\$0.00	\$15.37	\$18,205.47

Total Investments

\$12,958,789.61



Print

TexPool

Daily Performance from 03-01-2017 to 03-31-2017

As of Date	Daily Net Yield (%)	Dividend Factor	7 Day Net Yield (%)	Daily Assets (\$)	NAV (\$)	Weighted Average Maturity (WAM)	Weighted Average Life (WAL)
03-01-2017	0.5642	0.000015458	0.5600	19,740,127,082.50	1.00017	48	105
03-02-2017	0.5619	0.000015394	0.5600	20,178,860,973.85	1.00013	47	102
03-03-2017	0.5650	0.000015479	0.5600	20,107,931,152.54	1.00010	47	105
03-04-2017	0.5650	0.000015479	0.5600	20,107,931,152.54	1.00010	47	105
03-05-2017	0.5650	0.000015479	0.5600	20,107,931,152.54	1.00010	47	105
03-06-2017	0.5667	0.000015526	0.5600	20,064,593,224.65	1.00009	45	103
03-07-2017	0.5725	0.000015685	0.5700	20,053,294,054.01	1.00008	46	107
03-08-2017	0.5726	0.000015687	0.5700	20,100,913,392.29	1.00004	46	106
03-09-2017	0.5726	0.000015687	0.5700	20,061,480,742.71	1.00000	45	105
03-10-2017	0.5729	0.000015697	0.5700	20,100,147,579.29	0.99997	45	105
03-11-2017	0.5729	0.000015697	0.5700	20,100,147,579.29	0.99997	45	105
03-12-2017	0.5729	0.000015697	0.5700	20,100,147,579.29	0.99997	45	105
03-13-2017	0.5758	0.000015775	0.5700	20,140,868,500.99	0.99994	43	104
03-14-2017	0.5783	0.000015845	0.5700	20,021,016,129.59	0.99995	42	102
03-15-2017	0.5799	0.000015889	0.5800	19,965,884,394.07	0.99996	41	101
03-16-2017	0.6509	0.000017834	0.5900	19,875,611,940.29	0.99998	44	109
03-17-2017	0.6624	0.000018149	0.6000	19,824,397,872.48	0.99997	45	112
03-18-2017	0.6624	0.000018149	0.6100	19,824,397,872.48	0.99997	45	112
03-19-2017	0.6624	0.000018149	0.6200	19,824,397,872.48	0.99997	45	112
03-20-2017	0.6665	0.000018260	0.6400	19,785,114,338.85	0.99996	43	109
03-21-2017	0.6677	0.000018292	0.6500	19,490,599,811.15	0.99997	44	108
03-22-2017	0.6749	0.000018490	0.6600	19,452,456,356.51	0.99996	45	112
03-23-2017	0.6729	0.000018435	0.6700	19,363,930,350.04	0.99997	45	112
03-24-2017	0.6737	0.000018458	0.6700	19,409,896,811.79	1.00002	44	111

03-25-2017	0.6737	0.000018458	0.6700	19,409,896,811.79	1.00002	44	111
03-26-2017	0.6737	0.000018458	0.6700	19,409,896,811.79	1.00002	44	111
03-27-2017	0.6847	0.000018759	0.6700	19,348,364,622.65	1.00001	41	107
03-28-2017	0.6753	0.000018500	0.6800	19,196,580,421.02	1.00000	41	107
03-29-2017	0.6751	0.000018495	0.6800	19,131,208,335.89	1.00004	40	107
03-30-2017	0.6764	0.000018532	0.6800	19,089,819,870.76	1.00006	40	105
03-31-2017	0.6767	0.000018540	0.6800	18,953,206,363.73	1.00008	40	108

Monthly Performance from 02-28-2017 to 04-30-2017

As of Date	Average Monthly Rate (%)	Average Monthly Dividend Factor	Average Monthly 7 Day Rate (%)	Average Monthly Balance (\$)	Weighted Average Maturity (WAM)	Weighted Average Life (WAL)	Participants
02-28-2017	0.5591	0.000015316	0.5582	20,549,950,930.52	49	101	2389
03-31-2017	0.6222	0.000017046	0.6110	19,752,937,134.00	44	107	2398
04-30-2017	0.7121	0.000019510	0.7063	18,548,890,869.87	41	110	2409

Previous Performance Data

[Daily Performance Data January 1997 - April 2002 \(PDF\)](#)

[Monthly Performance Data January 1990 - March 2002 \(PDF\)](#)

Performance quoted represents past performance which is no guarantee of future results. Investment return will vary. The value of an investment, when redeemed, may be worth more or less than the original cost. Current performance may be lower or higher than what is stated.

An investment in the Pool is not insured or guaranteed by any government or government agency. Although the manager of the Pool seeks to preserve principal, it is possible to lose money by depositing money in the Pool.

For more complete information, see the investment policy and information statement available on this website. You should consider the investment's objectives, risks, charges, and expenses carefully before investing. Information about these and other important subjects is in the investment policy and information statement which you should read carefully before investing.

Please note that daily fund prices, dividend factors and yield information (collectively, the "Pricing Information") are posted to this web page at approximately 4:00 p.m. ET and are updated each day that the New York Stock Exchange is open for regular trading. Daily gross yields and 7 day unsubsidized net yields are updated at approximately 8:30 p.m. ET. Daily fund prices, dividend factors, and yield information are subject to normal quality control, validation, and verification after such posting, and prior to 10:00 a.m. ET the next business day, remain subject to change. Taxable Money Market Fund daily dividend factors, may include short term capital gains. Please take this into consideration when using this information.

Federated Investment Counseling

Not FDIC Insured

May Lose Value

No Bank Guarantee

Copyright © 2017 Federated Investors, Inc.

TEXAS COOPERATIVE LIQUID ASSETS SECURITIES SYSTEM

RATE HISTORY

Texas CLASS Rate History						
March 2017						
Date	Daily Rate	YTD Yield (%)	7-Day Yield (%)	WAM Days to Reset	WAM Days to Final	Daily Dividend
03/01	0.97	0.97	0.97	54	71	0.000026592571
03/02	0.98	0.97	0.98	54	71	0.000026766238
03/03	0.97	0.97	0.98	54	71	0.000026679746
03/04	0.97	0.97	0.98	54	71	0.000026679746
03/05	0.97	0.97	0.98	54	71	0.000026679746
03/06	0.98	0.97	0.98	53	70	0.000026747863
03/07	0.98	0.97	0.97	53	70	0.000026738995
03/08	0.98	0.97	0.98	54	70	0.000026844712
03/09	0.98	0.97	0.98	53	70	0.000026859705
03/10	0.98	0.97	0.98	54	70	0.000026895808
03/11	0.98	0.97	0.98	54	70	0.000026895808
03/12	0.98	0.97	0.98	54	70	0.000026895808
03/13	0.98	0.97	0.98	52	67	0.000026956591
03/14	0.99	0.97	0.98	51	68	0.000027001603
03/15	0.99	0.97	0.98	51	68	0.000027044558
03/16	0.99	0.97	0.99	51	67	0.000027134744
03/17	1.00	0.97	0.99	53	69	0.000027302834
03/18	1.00	0.97	0.99	53	69	0.000027302834
03/19	1.00	0.97	0.99	53	69	0.000027302834
03/20	1.00	0.97	0.99	50	67	0.000027420604
03/21	1.01	0.97	1.00	50	68	0.000027532140
03/22	1.01	0.97	1.00	51	69	0.000027610311
03/23	1.01	0.97	1.00	51	69	0.000027638779
03/24	1.01	0.97	1.00	51	69	0.000027668002
03/25	1.01	0.97	1.01	51	69	0.000027668002
03/26	1.01	0.97	1.01	51	69	0.000027668002
03/27	1.02	0.97	1.01	51	68	0.000027843714
03/28	1.02	0.97	1.01	50	68	0.000027859344
03/29	1.02	0.97	1.01	51	69	0.000028007511
03/30	1.02	0.97	1.02	51	69	0.000028000495
03/31	1.02	0.98	1.02	50	68	0.000028019983

Rates Disclaimer (<https://www.texasclass.com/rates-disclaimer>)

WILSON COUNTY, TEXAS
SCHEDULE OF INDEBTEDNESS
Mar-17

ROAD & BRIDGE WARRANTS 9/30/2005	SERIES UNPAID	DATE ISSUED	INTEREST RATE	TOTAL AMOUNT ORIGINAL ISSUE	TOTAL OUTSTANDING
Wood Valley	4 of 15	7/15/2004	5.25%	\$719,346.20	\$211,438.47
TOTAL WARRANTS				\$719,346.20	\$211,438.47
LEASE PURCHASES					
Precinct No. 1 John Deere Tractor	47 of 60	7/14/2015	0.000%	\$74,590.24	\$44,226.92
Precinct No. 2 Truck	51 of 60	5/3/2016	2.340%	\$111,696.01	\$93,974.75
Wilson County Collection Facility	45 of 48	12/15/2016	2.340%	\$41,156.00	\$38,694.96
Precinct No. 3 Volvo Roller	36 of 60	12/5/2014	2.3500%	\$50,219.00	\$30,835.83
Precinct No. 3 Volvo Pneumatic Roller	36 of 60	12/5/2014	2.3500%	\$64,869.00	\$39,831.33
Precinct No. 3 Volvo Backhoe	27 of 60	6/19/2014	2.3500%	\$93,242.00	\$43,315.64
Precinct No. 4 Volvo Motor Grader	29 of 60	6/17/2014	2.3500%	\$130,056.00	\$60,417.60
Precinct No. 4 Volvo Wheel Loader	5 of 60	7/25/2012	3.0000%	\$82,050.36	\$5,860.68
TOTAL LEASE PURCHASES				\$647,878.61	\$357,157.71
BONDED DEBT					
Series 2014 Limited Tax Refunding Bond	2014	2/20/2014	2.00%	\$8,215,000.00	\$7,405,000.00
GRAND TOTAL				\$9,064,402.20	\$7,973,596.18

**Jan Hartl
County Treasurer
Wilson County**

**AFFIDAVIT
WILSON COUNTY TREASURER'S REPORT
FOR THE MONTH OF MARCH 2017
REGULAR TERM**

We, the undersigned County Commissioners and County Judge of Wilson County, have compared, and examined the report of Jan Hartl, County Treasurer of Wilson County, for the month of MARCH. Finding same correct and Article 114.026 of the Local Government Code has been complied with, we have caused an order to be entered upon the minutes of Commissioners' Court meeting stating the approval of Treasurer's report by our court. The amount of cash and other amounts in the custody of the County Treasurer, Jan Hartl, for MARCH are:

WILSON COUNTY GENERAL FUNDS	1,448,818.57
OTHER BANK ACCOUNTS	545,239.14
TOTAL	<u>1,994,057.71</u>
INVESTMENTS:	
CERTIFICATES OF DEPOSIT	597,811.68
TEXPOOL	12,342,772.46
TEXAS CLASS - CONSTRUCTION INTEREST & SINKING	18,205.47
TOTAL	<u>12,958,789.61</u>
TOTAL	14,952,847.32
COMBINED INDEBTEDNESS	7,973,596.18

WITNESS our hands, officially this the 22ND day of MAY 2017

County Judge

Commissioner Prec. #1

Commissioner Prec. #3

Commissioner Prec. #2

Commissioner Prec. #4

Eva S. Martinez
County Clerk, Wilson County

Jan Hartl
County Treasurer
Wilson County

AFFIDAVIT
WILSON COUNTY TREASURER'S REPORT
FOR THE MONTH OF MARCH 2017
REGULAR TERM

We, the undersigned County Commissioners and County Judge of Wilson County, have compared, and examined the report of Jan Hartl, County Treasurer of Wilson County, for the month of MARCH. Finding same correct and Article 114.026 of the Local Government Code has been complied with, we have caused an order to be entered upon the minutes of Commissioners' Court meeting stating the approval of Treasurer's report by our court. The amount of cash and other amounts in the custody of the County Treasurer, Jan Hartl, for MARCH are:

WILSON COUNTY GENERAL FUNDS	1,448,818.57
OTHER BANK ACCOUNTS	545,239.14
TOTAL	<u>1,994,057.71</u>

INVESTMENTS:	
CERTIFICATES OF DEPOSIT	597,811.68
TEXPOOL	12,342,772.46
TEXAS CLASS - CONSTRUCTION INTEREST & SINKING	18,205.47
TOTAL	<u>12,958,789.61</u>


TOTAL	14,952,847.32
-------	---------------

COMBINED INDEBTEDNESS	7,973,596.18
-----------------------	--------------


WITNESS our hands, officially this the 22ND day of MAY 2017





County Judge




Commissioner Prec. #1



Commissioner Prec. #3

Eva S. Martinez
County Clerk, Wilson County



Commissioner Prec. #4