

August 28, 2017

*The Honorable Commissioners' Court
Wilson County
Floresville, TX 78114*

Honorable Members of the Court:

In compliance with Article 114.026 of the Local Government Code, and also in compliance with House Bill 2459, Public Funds Investment Act, this monthly report and investment report for the month ending July 31, 2017 is submitted for your review for the recording in the minutes of the court.


The investments have been made in compliance with Wilson County's investment policy. It will be the objective of the county to earn the maximum rate of return allowed on its investments within policies imposed by its safety and liquidity objectives.

In accordance with House Bill 2459, Wilson County has diversified its portfolio. The total balance of all funds is \$11,644,297.86. Wilson County has 0.06% in Cash Management Accounts, 0.05% in Certificates of Deposits, 0.89% in Texpool, and 0.00% in Texas Class. The deposits and withdrawals of the accounts are listed on the following pages.

Investments are made with the intention of holding to maturity, but with the ability to liquidate should funds be needed. Total interest earned for the month ending July 31, 2017 is \$8,938.10. The average rate of return for the month being 0.84%.

It is an honor for me, as your County Treasurer to serve the Court and the citizens as the Certified Investment Officer for Wilson County.

Respectfully Submitted,



*Jan Hartl
Wilson County Treasurer*

ACCOUNT NUMBER AND TITLE	STARTING BALANCE	DEBIT BALANCE	CREDIT BALANCE	ENDING BALANCE
12-010-010 CASH IN BANK GENERAL FUND	3,319,537.79-	1,459,996.30	1,194,698.07	3,054,239.56-
20-010-010 CASH IN BANK LEOSE ACCT	30,103.44	0.00	0.00	30,103.44
21-010-010 R&B #1 CASH IN BANK	568,905.66	64,733.13	65,359.25	568,279.54
22-010-010 R&B #2 CASH IN BANK	486,954.27	106,813.87	65,042.56	528,725.58
23-010-010 R & B #3 CASH IN BANK	255,494.74	83,344.72	52,692.36	286,147.10
24-010-010 R&B #4 CASH IN BANK	426,820.14	97,648.64	144,429.49	380,039.29
25-010-010 TOTAL CASH IN BANK CIVIL FEES REPOR	15,141.77	7,791.02	22,391.00	541.79
26-010-010 CASH COURTHOUSE SECURITY	54,727.63-	3,092.76	14,721.49	66,356.36-
33-010-010 E & O CASH IN BANK	5,463.50-	335.00	0.00	5,128.50-
34-010-010 LIBRARY CASH IN BANK	251,043.07	11,089.29	31,605.46	230,526.90
36-010-010 JURY CASH IN BANK	3,522.93	15.00	1,200.00	2,337.93
37-010-010 CASH IN BANK - STATE COURT COST & F	1,328.50	1,279.99	1,328.50	1,279.99
39-010-010 SUBDIVISION CASH IN BANK	48,512.12	800.00	3,055.00	46,257.12
40-010-010 RECORDING FEE CASH N BANK	771,760.53	20,906.00	7,040.79	785,625.74
42-010-010 CASH CHILD ABUSE FUND	0.00	0.00	0.00	0.00
43-010-010 CASH PRETRIAL INTERV PROGRAM FUND	50,745.64	9,386.00	723.40	59,408.24
44-010-010 J.P.TECH CASH IN THE BANK	53,035.08	1,825.05	7,107.28	47,752.85
46-010-010 O.C. HOLDING ACCOUNT-CASH IN BANK	28,250.00	0.00	0.00	28,250.00
50-010-010 COUNTY TIF GRANT	28,466.50	0.00	0.00	28,466.50
51-010-010 FEMA 4223 DR TX BANK	233,353.38	59,686.00	0.00	293,039.38
52-010-010 VAWA-GRANT 3015402	0.00	0.00	0.00	0.00
53-010-010 VAWA GRANT 3309901 BANK ACCT	0.00	0.00	0.00	0.00
54-010-010 CASH IN BANK - HOT CHECK HOLDING	15.00	1,223.50	1,163.50	75.00
57-010-010 J.P. HOLDING ACCOUNT CASH IN BANK	77,838.01	155,995.76	215,847.50	17,986.27
59-010-010 CASH IN BANK - INMATE PH	8,632.11	1,844.84	689.14	9,787.81
62-010-010 CASH IN BANK-COMMUNITY ECONOMIC DEV	3,816.37	0.00	0.00	3,816.37
63-010-010 COUNTY CLERK TECH - CASH IN BANK	1,715.00	14.00	0.00	1,729.00
64-010-010 JUV CASE MGT FUND - CASH IN BANK	110.00	0.00	0.00	110.00
GROUP-TOTAL	34,164.66-	2,087,820.87	1,829,094.79	224,561.42
REPORT TOTAL	34,164.66-	2,087,820.87	1,829,094.79	224,561.42

Pledge Report by Maturity Date
Pledge V: WILSON COUNTY

Receipt	SK Code	Cusip	ID #	Current Face	Original Face	Description	ASC 320	Moody/S&P	Coupon	Maturity	Book Value	Fair Value
154073194	1001	549188QV9	100912	2,000,000.00	2,000,000.00	LUBBOCK TX REF GO TAXABLE	AFS	Aa2/AA+	1.250	02/15/2018	2,000,000.00	1,996,820.00
154072238	1001	723002LA7	100893	1,075,000.00	1,075,000.00	PINE TREE TX ISD REF GO PSF QTEO	AFS	NR/AA-	3.500	02/15/2018	1,089,095.94	1,089,981.29
154076433	1001	512303SF1	100954	300,000.00	300,000.00	LAKEWAY TX MUD GO QTEO	AFS	NR/AA-	2.000	02/01/2018	301,879.87	301,470.45
160057434	1001	31294KX17	100570	34,860.91	34,860.91	FHLMC E #1390	AFS	NR/AA-	5.000	02/01/2019	34,695.70	35,104.04
154073193	1001	549188QV6	100911	1,000,000.00	1,000,000.00	LUBBOCK TX REF GO TAXABLE	AFS	Aa2/AA+	1.460	02/15/2019	1,000,000.00	996,060.00
154072156	1001	419398CS4	100891	390,000.00	390,000.00	HARRIS CNTY TX MUD #322 REF GO QTEO	AFS	NR/AA-	2.000	05/01/2019	392,588.99	391,220.54
160045840	1001	3128MMA68	100515	21,424.99	21,424.99	FHLMC G #1806	AFS	NR/AA-	5.500	08/01/2019	21,360.50	22,086.79
160069832	1001	016176RC8	100692	285,000.00	285,000.00	ALICE TX WTR AUTH REF GO AGM QTEO	AFS	A1/AA	5.000	08/15/2019	296,260.91	304,709.15
160077024	1001	076563GV1	100818	500,000.00	500,000.00	BEE CNTY TX REF GO AGM QTEO	AFS	A2/AA	3.000	08/15/2019	512,994.59	516,703.74
237002020	1001	775830ND0	100986	315,000.00	315,000.00	ROMA TX ISD REF CABS GO PSF QTEO	AFS	Aaa/NR	0.000	08/15/2019	305,113.30	305,392.62
160083489	1001	106050KS5	100877	595,000.00	595,000.00	BRAZORIA CNTY TX MUD #6 REF GO QTEO	AFS	NR/AA	2.500	09/01/2019	607,986.88	602,638.39
160091286	1001	346811HD3	100985	250,000.00	250,000.00	FORT BEND CNTY TX MUD #119 REF GO AGI AFS	AFS	A2/AA	2.500	09/01/2020	254,710.73	255,745.31
160072529	1001	31397QC22	100721	267,156.62	267,156.62	FN11 17-CJ MTHLY-25TH	AFS	NR/AA	2.750	03/25/2021	267,785.82	269,117.34
237003937	1001	41421QCH4	100998	240,000.00	240,000.00	HARRIS CNTY TX MUD #106 REF GO AGM Q	AFS	NR/AA	3.500	09/01/2021	250,421.61	251,183.65
160074915	1001	3136A0P35	100758	202,062.73	202,062.73	FNR 2011 86-DB MTHLY-25TH	AFS	NR/AA	1.500	09/25/2021	201,720.08	199,972.78
154066019	1001	31343CKS8	100585	96,840.63	96,840.63	MLAN 2012 1-A10 MTHLY-15TH (FHLMC ISSI	AFS	NR/AA	2.060	01/15/2022	97,782.98	95,963.01
160079301	1001	31371LMEH9	100585	119,132.78	119,132.78	FNMA #255160	AFS	NR/AA	5.500	03/01/2024	121,331.45	127,023.33
160070470	1001	31419CZ5	100704	277,770.90	277,770.90	FNMA #AHS487	AFS	NR/AA	3.500	10/01/2025	282,760.37	290,531.00
160070590	1001	3138A2CF4	100700	188,007.93	188,007.93	FNMA #AHS489	AFS	NR/AA	3.500	12/01/2025	188,718.75	196,644.54
160070471	1001	31412RLX3	100703	67,130.30	67,130.30	FNMA #932842	AFS	NR/AA	3.500	12/01/2025	68,007.68	70,214.10
160075974	1001	3137AFXP2	100785	91,641.02	91,641.02	FHLMC 3941-BE MTHLY-15TH	AFS	NR/AA	2.000	03/15/2026	92,061.99	91,165.51
160076666	1001	3137ACB2H	100793	93,711.55	93,711.55	FHLMC 3945-BE MTHLY-15TH	AFS	NR/AA	2.000	03/15/2026	94,180.18	93,229.65
154064238	1001	3137AGF54	100778	79,691.90	79,691.90	FHLMC 3939-BE MTHLY-15TH	AFS	NR/AA	1.750	03/15/2026	79,680.79	78,848.54
154064655	1001	3137AH4V7	100790	235,409.18	235,409.18	FHLMC 3936-KC MTHLY-15TH	AFS	NR/AA	1.500	03/15/2026	234,573.24	232,158.40
154065182	1001	3137AECF4	100759	48,302.95	48,302.95	FHR 3998-KG MTHLY-15TH	AFS	NR/AA	1.750	07/15/2026	45,615.52	45,046.60
154066643	1001	3137ALHM4	100823	312,725.87	312,725.87	FHR 4029-LA MTHLY-15TH	AFS	NR/AA	2.000	11/15/2026	314,301.92	309,844.54
154067353	1001	3137APFN5	100830	399,419.08	399,419.08	FHLMC 3996-BA MTHLY-15TH	AFS	NR/AA	2.000	01/15/2027	402,085.65	395,371.12
154066456	1001	3137ALSN0	100817	316,645.50	316,645.50	FHLMC 3996-BA MTHLY-15TH	AFS	NR/AA	1.500	02/15/2027	316,520.03	309,470.94
154066895	1001	3136ASTK2	100827	283,512.86	283,512.86	RN12 33-CD MTHLY-25TH	AFS	NR/AA	2.000	03/25/2027	284,536.70	280,594.73
160078781	1001	31366AA2	100831	359,989.19	359,989.19	FNR 2012 52-DA MTHLY-25TH	AFS	NR/AA	2.000	05/25/2027	361,448.40	355,574.07
154068210	1001	3137AREY8	100835	364,505.66	364,505.66	FHR 4066-MG MTHLY-15TH	AFS	NR/AA	1.500	06/15/2027	363,156.57	354,804.38
160088054	1001	3138M8HU0	100948	1,139,675.53	1,139,675.53	FNMA #AP4742	AFS	NR/AA	2.500	08/01/2027	1,149,459.81	1,151,070.27
154073464	1001	3137AVFAD	100848	814,877.58	814,877.58	FHR 4120-NC MTHLY-15TH	AFS	NR/AA	1.500	10/15/2027	819,024.38	794,494.19
154063838	1001	3137AWUQ6	100914	468,928.52	468,928.52	FHR 4145-LC MTHLY-15TH	AFS	NR/AA	1.500	12/15/2027	470,115.58	454,987.76
154071957	1001	3136AAEF8	100849	519,171.73	519,171.73	FNR 2012 129-GD MTHLY-25TH	AFS	NR/AA	1.500	12/25/2027	522,257.17	503,834.29
160084831	1001	3136ABU24	100870	496,775.55	496,775.55	FNR 2013 7-AD MTHLY-25TH	AFS	NR/AA	1.500	02/25/2028	499,197.50	481,159.16
160084831	1001	3136ADEN5	100900	451,418.58	451,418.58	FNR 2013 36-JC MTHLY-25TH	AFS	NR/AA	1.250	04/25/2028	451,219.69	435,009.61

Note: Refer to the U.S. Government and Agency Ratings report for ratings on treasury, agency and pass thru securities.



9601 McAllister Freeway, Suite 301, San Antonio, Texas 78216-4633

II. Pledge & Safekeeping Reports

Pledge Report by Maturity Date
Pledge V: WILSON COUNTY

Receipt	SK Code	Cusip	ID #	Current Face	Original Face	Description	ASC 320	Moody/S&P	Coupon	Maturity	Book Value	Fair Value
154063838	1001	3137AFGL0	100770	404,966.73	1,000,000.00	FHLMC 3925-LD MTHLY-15TH	AFS	NR/AA-	2.500	01/15/2041	407,778.52	404,741.41
				15,102,954.77	38,942,292.51							
				Items 38					2.088			15,090,209.24

08-22-2017

SPECIFIED-ACTIVITY-REPORT -- 07-01-2017 THRU 07-31-2017

TIME:03:40 PM - JULY 2017 - OTHER BANK ACCOUNTS - CHECKING ACCOUNTS

PAGE 1
PREPARER:0005

ACCOUNT NUMBER AND TITLE	STARTING BALANCE	DEBIT BALANCE	CREDIT BALANCE	ENDING BALANCE
65-010-165 COUNTY SEIZURE HOLD CASH IN BANK	63,566.58	1,655.50	3,500.00	61,722.08
GROUP-TOTAL	63,566.58	1,655.50	3,500.00	61,722.08
67-010-167 CASH IN BANK - BOND INTEREST & SINK	145,420.96	10,491.27	131,175.00	24,737.23
GROUP-TOTAL	145,420.96	10,491.27	131,175.00	24,737.23
72-010-172 FEDERAL SEIZURE CASH IN BANK	498.41	0.00	0.00	498.41
GROUP-TOTAL	498.41	0.00	0.00	498.41
76-010-176 CASH IN BANK CREDIT CARD CLEARING	119,157.99	54,650.39	0.00	173,808.38
GROUP-TOTAL	119,157.99	54,650.39	0.00	173,808.38
86-010-186 WOODVALLEY ACRES CASH IN BANK I&S	5.00	1,280.37	431.82	853.55
GROUP-TOTAL	5.00	1,280.37	431.82	853.55
90-010-190 4TH COURT OF APPEALS CASH IN BANK	999.80	310.00	615.00	694.80
GROUP-TOTAL	999.80	310.00	615.00	694.80
93-010-193 ST TAX ACCT CASH IN BANK	92,109.60	40,940.41	114,964.09	18,085.92
GROUP-TOTAL	92,109.60	40,940.41	114,964.09	18,085.92
95-010-195 LAW LIBRARY CASH IN BANK	55,237.71	1,680.00	880.04	56,037.67
GROUP-TOTAL	55,237.71	1,680.00	880.04	56,037.67
96-010-196 CO ATTY ACCT CASH IN BANK	32,892.18	165.00	0.00	33,057.18
GROUP-TOTAL	32,892.18	165.00	0.00	33,057.18
97-010-197 CIVIL PREPAR CASH IN BANK	89,460.15	2,325.00	0.00	91,785.15
GROUP-TOTAL	89,460.15	2,325.00	0.00	91,785.15
REPORT TOTAL	599,348.38	113,497.94	251,565.95	461,280.37

08-10-2017

SPECIFIED-ACTIVITY-REPORT -- 07-01-2017 THRU 07-31-2017

PAGE 1

TIME:02:44 PM - JULY 2017 - OTHER BANK ACCOUNTS - CD'S

PREPARER:0005

ACCOUNT NUMBER AND TITLE	STARTING BALANCE	DEBIT BALANCE	CREDIT BALANCE	ENDING BALANCE
12-025-075 TEXPOOL INVESTMENTS	11,342,772.46	0.00	1,000,700.00	10,342,072.46
GROUP-TOTAL	11,342,772.46	0.00	1,000,700.00	10,342,072.46
12-025-090 INVESTMENT IN CD #30668	200,000.00	0.00	0.00	200,000.00
GROUP-TOTAL	200,000.00	0.00	0.00	200,000.00
65-010-075 COUNTY SEIZURE CD #30311	1,947.94	0.00	0.00	1,947.94
GROUP-TOTAL	1,947.94	0.00	0.00	1,947.94
67-010-075 CASH IN BANK-TEXAS CLASS	18,255.04	18.32	0.00	18,273.36
GROUP-TOTAL	18,255.04	18.32	0.00	18,273.36
80-010-075 JACKSON MEM PARK CD #30461	15,605.06	0.00	0.00	15,605.06
GROUP-TOTAL	15,605.06	0.00	0.00	15,605.06
88-010-076 DEWEES REM HOUSE CD #31515	8,794.55	0.00	0.00	8,794.55
GROUP-TOTAL	8,794.55	0.00	0.00	8,794.55
95-010-075 LAW LIBRARY CD #30030	50,711.33	6.25	0.00	50,717.58
GROUP-TOTAL	50,711.33	6.25	0.00	50,717.58
97-010-075 CIVIL PREPARENESS CD #30434	309,809.19	50.93	0.00	309,860.12
GROUP-TOTAL	309,809.19	50.93	0.00	309,860.12
99-010-075 LANDFILL CD #31049	8,097.32	0.00	0.00	8,097.32
GROUP-TOTAL	8,097.32	0.00	0.00	8,097.32
99-010-076 LANDFILL CD#30619	3,087.68	0.00	0.00	3,087.68
GROUP-TOTAL	3,087.68	0.00	0.00	3,087.68
REPORT TOTAL	11,959,080.57	75.50	1,000,700.00	10,958,456.07

Wilson County
Investment Type CD
JULY 2017

CERTIFICATES OF DEPOSIT

DESCRIPTION	CD #	ORIGINATION DATE	ORIGINATION AMOUNT	MATURITY DATE	INTEREST PAYS	INTEREST RATE	CONTRIBUTION AMOUNT	WITHDRAWAL AMOUNT	INTEREST PAID	ENDING BOOK BALANCE
General Funds	30668	08/11/10	\$200,000.00	07/04/17	Monthly	0.55%				\$200,000.00
Sheriff Seizure Acct	30311	11/16/08	\$1,947.94	11/14/17	Yearly	0.45%		\$93.42	\$93.42	\$1,947.94
Jackson Memorial Fund	31509	05/20/11	\$15,605.06	05/18/18	Yearly	0.50%				\$15,605.06
Deweese Renschel House	31515	11/18/13	\$8,794.55	06/12/18	Yearly	0.45%				\$8,794.55
Law Library	30030	11/11/08	\$50,711.33	07/28/17	Monthly	0.15%			\$6.25	\$50,717.58
Civil Preparedness	30434	04/17/09	\$309,809.19	07/04/17	Monthly	0.20%			\$50.93	\$309,860.12
Landfill	31049	05/17/11	\$8,097.32	07/25/17	Yearly	0.45%				\$8,097.32
Landfill	30619	03/23/10	\$3,087.68	08/13/17	6 months	0.25%				\$3,087.68
Totals			\$598,053.07			0.389%			\$150.60	\$598,130.25

INVESTMENT POOL - TEXPOOL

DESCRIPTION	INTEREST PAYS	INTEREST RATE	BEGINNING PRINCIPAL	CONTRIBUTION AMOUNT	WITHDRAWAL AMOUNT	MONTHLY INTEREST PAID	ENDING BOOK VALUE
449/7880600001	Monthly	0.9714%	\$11,342,772.46	\$0.00	\$1,009,469.18	\$8,769.18	\$10,342,072.46

S CLASS - WILSON COUNTY COUNSTRUCTION INTEREST & SINKING ACCOUNT

DESCRIPTION	INTEREST PAYS	INTEREST RATE	BEGINNING PRINCIPAL	CONTRIBUTION AMOUNT	WITHDRAWAL AMOUNT	MONTHLY INTEREST PAID	ENDING BOOK VALUE
TX-01-0499-0002 Int & Sinking Construct Acct	Monthly	1.18%	\$18,255.04	\$0.00	\$0.00	\$18.32	\$18,273.36

Total Investments

\$10,958,456.07

TEXAS COOPERATIVE LIQUID ASSETS SECURITIES SYSTEM

RATE HISTORY

Texas CLASS Rate History						
July 2017						
Date	Daily Rate	YTD Yield (%)	7-Day Yield (%)	WAM Days to Reset	WAM Days to Final	Daily Dividend
07/01	1.17	1.03	1.16	47	60	0.000031920548
07/02	1.17	1.03	1.17	47	60	0.000031920548
07/03	1.17	1.04	1.17	46	58	0.000031920548
07/04	1.17	1.04	1.17	46	58	0.000031920548
07/05	1.16	1.04	1.16	45	58	0.000031791293
07/06	1.17	1.04	1.16	46	59	0.000031920548
07/07	1.17	1.04	1.16	46	58	0.000031920548
07/08	1.17	1.04	1.16	46	58	0.000031920548
07/09	1.17	1.04	1.16	46	58	0.000031920548
07/10	1.18	1.04	1.17	47	65	0.000032247214
07/11	1.17	1.04	1.17	48	66	0.000031951542
07/12	1.17	1.04	1.17	47	66	0.000031978700
07/13	1.17	1.04	1.17	47	66	0.000031920549
07/14	1.18	1.04	1.17	46	65	0.000032194521
07/15	1.18	1.04	1.17	46	65	0.000032194521
07/16	1.18	1.04	1.17	46	65	0.000032194521
07/17	1.18	1.04	1.17	45	64	0.000032229414
07/18	1.19	1.05	1.17	46	65	0.000032580035
07/19	1.19	1.05	1.18	45	64	0.000032600756
07/20	1.19	1.05	1.18	44	63	0.000032576934
07/21	1.19	1.05	1.18	45	63	0.000032674505
07/22	1.19	1.05	1.18	45	63	0.000032674505
07/23	1.19	1.05	1.18	45	63	0.000032674505
07/24	1.19	1.05	1.19	44	62	0.000032681627
07/25	1.20	1.05	1.19	45	63	0.000032774610
07/26	1.20	1.05	1.19	45	62	0.000032784519
07/27	1.20	1.05	1.19	45	63	0.00003285445
07/28	1.20	1.05	1.20	44	62	0.000032779135
07/29	1.20	1.05	1.20	44	62	0.000032779135
07/30	1.20	1.05	1.20	44	62	0.000032779135
07/31	1.20	1.05	1.20	42	61	0.000032873923

Rates Disclaimer (<https://www.texasclass.com/rates-disclaimer>)



Print

TexPool

Daily Performance from 07-01-2017 to 07-31-2017

As of Date	Daily Net Yield (%)	Dividend Factor	7 Day Net Yield (%)	Daily Assets (\$)	NAV (\$)	Weighted Average Maturity (WAM)	Weighted Average Life (WAL)
07-01-2017	0.9566	0.000026207	0.9400	17,629,314,686.85	0.99999	38	103
07-02-2017	0.9566	0.000026207	0.9500	17,629,314,686.85	0.99999	38	103
07-03-2017	0.9596	0.000026290	0.9500	17,519,213,178.93	0.99997	37	103
07-04-2017	0.9596	0.000026290	0.9500	17,519,213,178.93	0.99997	37	103
07-05-2017	0.9574	0.000026229	0.9600	17,572,943,757.32	0.99997	36	101
07-06-2017	0.9556	0.000026182	0.9600	17,585,654,848.93	0.99997	36	98
07-07-2017	0.9591	0.000026276	0.9600	17,555,613,526.13	0.99997	37	102
07-08-2017	0.9591	0.000026276	0.9600	17,555,613,526.13	0.99997	37	102
07-09-2017	0.9591	0.000026276	0.9600	17,555,613,526.13	0.99997	37	102
07-10-2017	0.9605	0.000026314	0.9600	17,527,162,664.21	0.99997	35	100
07-11-2017	0.9611	0.000026332	0.9600	17,525,756,187.02	0.99998	35	97
07-12-2017	0.9618	0.000026352	0.9600	17,432,695,908.32	0.99998	36	100
07-13-2017	0.9635	0.000026397	0.9600	17,394,258,345.06	0.99998	37	99
07-14-2017	0.9552	0.000026171	0.9600	17,377,382,952.92	0.99998	38	101
07-15-2017	0.9552	0.000026171	0.9600	17,377,382,952.92	0.99998	38	101
07-16-2017	0.9552	0.000026171	0.9600	17,377,382,952.92	0.99998	38	101
07-17-2017	0.9777	0.000026785	0.9600	17,013,138,297.38	0.99999	37	101
07-18-2017	0.9776	0.000026784	0.9600	16,967,398,476.44	0.99998	36	100
07-19-2017	0.9790	0.000026821	0.9700	16,942,717,464.92	0.99999	36	100
07-20-2017	0.9802	0.000026855	0.9700	16,914,651,165.96	0.99998	36	99
07-21-2017	0.9812	0.000026882	0.9700	16,922,147,284.81	0.99998	36	99
07-22-2017	0.9812	0.000026882	0.9800	16,922,147,284.81	0.99998	36	99
07-23-2017	0.9812	0.000026882	0.9800	16,922,147,284.81	0.99998	36	99
07-24-2017	0.9872	0.000027047	0.9800	16,883,285,405.61	0.99998	35	97

07-25-2017	0.9895	0.000027109	0.9800	17,196,628,907.09	0.99998	35	95
07-26-2017	0.9933	0.000027215	0.9800	17,189,470,596.82	0.99998	36	94
07-27-2017	0.9900	0.000027123	0.9900	17,073,236,782.02	0.99999	36	95
07-28-2017	0.9890	0.000027096	0.9900	17,048,391,154.15	1.00000	36	95
07-29-2017	0.9890	0.000027096	0.9900	17,048,391,154.15	1.00000	36	95
07-30-2017	0.9890	0.000027096	0.9900	17,048,391,154.15	1.00000	36	95
07-31-2017	0.9929	0.000027204	0.9900	16,864,283,002.80	1.00000	34	93

Monthly Performance from 05-31-2017 to 07-31-2017

As of Date	Average Monthly Rate (%)	Average Monthly Dividend Factor	Average Monthly 7 Day Rate (%)	Average Monthly Balance (\$)	Weighted Average Maturity (WAM)	Weighted Average Life (WAL)	Participants
05-31-2017	0.7689	0.000021066	0.7635	17,901,955,268.19	39	104	2417
06-30-2017	0.8817	0.000024156	0.8660	17,537,248,240.03	41	105	2422
07-31-2017	0.9714	0.000026613	0.9674	17,260,998,138.56	36	99	2424

Previous Performance Data

[Daily Performance Data January 1997 - April 2002 \(PDF\)](#)

[Monthly Performance Data January 1990 - March 2002 \(PDF\)](#)

Performance quoted represents past performance which is no guarantee of future results. Investment return will vary. The value of an investment, when redeemed, may be worth more or less than the original cost. Current performance may be lower or higher than what is stated.

An investment in the Pool is not insured or guaranteed by any government or government agency. Although the manager of the Pool seeks to preserve principal, it is possible to lose money by depositing money in the Pool.

For more complete information, see the investment policy and information statement available on this website. You should consider the investment's objectives, risks, charges, and expenses carefully before investing. Information about these and other important subjects is in the investment policy and information statement which you should read carefully before investing.

Please note that daily fund prices, dividend factors and yield information (collectively, the "Pricing Information") are posted to this web page at approximately 4:00 p.m. ET and are updated each day that the New York Stock Exchange is open for regular trading. Daily gross yields and 7 day unsubsidized net yields are updated at approximately 8:30 p.m. ET. Daily fund prices, dividend factors, and yield information are subject to normal quality control, validation, and verification after such posting, and prior to 10:00 a.m. ET the next business day, remain subject to change. Taxable Money Market Fund daily dividend factors, may include short term capital gains. Please take this into consideration when using this information.

Federated Investment Counseling

Not FDIC Insured

May Lose Value

No Bank Guarantee

Copyright © 2017 Federated Investors, Inc.

WILSON COUNTY, TEXAS
SCHEDULE OF INDEBTEDNESS
Jul-17

**ROAD & BRIDGE
WARRANTS
9/30/2005**

	SERIES UNPAID	DATE ISSUED	INTEREST RATE	TOTAL AMOUNT ORIGINAL ISSUE	TOTAL OUTSTANDING
Wood Valley	3 of 15	7/15/2004	5.25%	\$719,346.20	\$140,688.98
TOTAL WARRANTS				\$719,346.20	\$140,688.98

LEASE PURCHASES

Precinct No. 1 John Deere Tractor	43 of 60	7/14/2015	0.000%	\$74,590.24	\$39,690.84
Precinct No. 2 Truck	47 of 60	5/3/2016	2.340%	\$111,696.01	\$86,789.01
Wilson County Collection Facility	41 of 48	12/15/2016	2.340%	\$41,156.00	\$35,391.11
Precinct No. 3 Volvo Roller	32 of 60	12/5/2014	2.3500%	\$50,219.00	\$27,515.90
Precinct No. 3 Volvo Pneumatic Roller	32 of 60	12/5/2014	2.3500%	\$64,869.00	\$35,542.90
Precinct No. 3 Volvo Backhoe	23 of 60	6/19/2014	2.3500%	\$93,242.00	\$37,041.98
Precinct No. 4 Volvo Motor Grader	24 of 60	6/17/2014	2.3500%	\$130,056.00	\$51,666.98
Precinct No. 4 Volvo Wheel Loader	1 of 60	7/25/2012	3.0000%	\$82,050.36	\$0.00
Precinct No. 4 Caterpillar Backhoe Loader	57 of 60	3/2/2017	3.2001%	\$75,101.00	\$71,032.58
TOTAL LEASE PURCHASES				\$722,979.61	\$384,671.30

BONDED DEBT

Series 2014 Limited Tax Refunding Bond	2014	2/20/2014	2.00%	\$8,215,000.00	\$7,405,000.00
GRAND TOTAL				\$9,064,402.20	\$7,930,360.28

Jan Hartl
County Treasurer
Wilson County

AFFIDAVIT
WILSON COUNTY TREASURER'S REPORT
FOR THE MONTH OF JULY 2017
REGULAR TERM

We, the undersigned County Commissioners and County Judge of Wilson County, have compared, and examined the report of Jan Hartl, County Treasurer of Wilson County, for the month of JULY. Finding same correct and Article 114.026 of the Local Government Code has been complied with, we have caused an order to be entered upon the minutes of Commissioners' Court meeting stating the approval of Treasurer's report by our court. The amount of cash and other amounts in the custody of the County Treasurer, Jan Hartl, for JULY are:


WILSON COUNTY GENERAL FUNDS	224,561.42
OTHER BANK ACCOUNTS	461,280.37
TOTAL	<u>685,841.79</u>

INVESTMENTS:	
CERTIFICATES OF DEPOSIT	598,110.25
TEXPOOL	10,342,072.46
TEXAS CLASS - CONSTRUCTION INTEREST & SINKING	18,273.36
TOTAL	<u>10,958,456.07</u>


TOTAL	11,644,297.86
-------	---------------

COMBINED INDEBTEDNESS	8,025,621.21
-----------------------	--------------


WITNESS our hands, officially this the 28TH day of AUGUST 2017




County Judge




Commissioner Prec. #1




Commissioner Prec. #2



Eva S. Martinez
County Clerk, Wilson County



Commissioner Prec. #3



Commissioner Prec. #4

