

*January 8, 2018*

*The Honorable Commissioners' Court  
Wilson County  
Floresville, TX 78114*

*Honorable Members of the Court:*

*In compliance with Article 114.026 of the Local Government Code, and also in compliance with House Bill 2459, Public Funds Investment Act, this monthly report and investment report for the month ending October 31, 2017 is submitted for your review for the recording in the minutes of the court.*

*The investments have been made in compliance with Wilson County's investment policy. It will be the objective of the county to earn the maximum rate of return allowed on its investments within policies imposed by its safety and liquidity objectives.*

*In accordance with House Bill 2459, Wilson County has diversified its portfolio. The total balance of all funds is \$9,518,374.11. Wilson County has 0.06% in Cash Management Accounts, 0.06% in Certificates of Deposits, 0.88% in Texpool, and 0.00% in Texas Class. The deposits and withdrawals of the accounts are listed on the following pages.*

*Investments are made with the intention of holding to maturity, but with the ability to liquidate should funds be needed. Total interest earned for the month ending October 31, 2017 is \$7,594.60. The average rate of return for the month being 0.89%.*

*It is an honor for me, as your County Treasurer to serve the Court and the citizens as the Certified Investment Officer for Wilson County.*

*Respectfully Submitted,*



*Jan Hartl  
Wilson County Treasurer*

12-22-2017

## SPECIFIED-ACTIVITY-REPORT -- 10-01-2017 THRU 10-31-2017

PAGE 1

TIME:07:43 PM - OCTOBER 2017 - WILSON COUNTY GENERAL FUNDS

PREPARER:0005

ACCOUNT NUMBER AND TITLE	STARTING BALANCE	DEBIT BALANCE	CREDIT BALANCE	ENDING BALANCE
12-010-010 CASH IN BANK GENERAL FUND	2,480,375.38-	1,339,730.03	1,259,720.41	2,400,365.76-
20-010-010 CASH IN BANK LEOSE ACCT	30,053.44	0.00	0.00	30,053.44
21-010-010 R&B #1 CASH IN BANK	422,394.34	44,129.33	74,317.98	392,205.69
22-010-010 R&B #2 CASH IN BANK	325,970.50	69,148.35	133,201.79	261,917.06
23-010-010 R & B #3 CASH IN BANK	216,009.68	53,270.40	40,999.81	228,280.27
24-010-010 R&B #4 CASH IN BANK	211,529.71	65,815.06	67,593.35	209,751.42
25-010-010 TOTAL CASH IN BANK CIVIL FEES REPOR	16,461.79	6,884.60	22,965.40	380.99
26-010-010 CASH COURTHOUSE SECURITY	54,943.85	2,622.50	9,988.45	47,577.90
33-010-010 E & O CASH IN BANK	91.50	270.00	9,681.00	9,319.50-
34-010-010 LIBRARY CASH IN BANK	196,700.57	3,292.38	40,743.35	159,249.60
36-010-010 JURY CASH IN BANK	11,651.75	989.58	3,084.60	9,556.73
37-010-010 CASH IN BANK - STATE COURT COST & F	458.21	279.98	458.21	279.98
39-010-010 SUBDIVISION CASH IN BANK	53,037.12	200.00	217.50	53,019.62
40-010-010 RECORDING FEE CASH N BANK	805,706.67	17,657.85	4,765.45	818,599.07
42-010-010 CASH CHILD ABUSE FUND	0.00	0.00	0.00	0.00
43-010-010 CASH PRETRIAL INTERV PROGRAM FUND	77,963.62	11,601.00	0.00	89,564.62
44-010-010 J.P.TECH CASH IN THE BANK	47,456.03	1,558.12	350.71	48,663.44
46-010-010 O.C. HOLDING ACCOUNT-CASH IN BANK	28,250.00	0.00	0.00	28,250.00
50-010-010 COUNTY TIF GRANT	80,145.98	0.00	0.00	80,145.98
51-010-010 FEMA 4223 DR TX BANK	76,388.20	3,491.84	0.00	79,880.04
52-010-010 VAWA-GRANT 3015402	26.65	4,906.33	6,876.51	1,943.53-
53-010-010 VOCA GRANT 3309901 BANK ACCT	0.00	0.00	2,998.23	2,998.23-
54-010-010 CASH IN BANK - HOT CHECK HOLDING	75.00-	398.21	398.21	75.00-
57-010-010 J.P. HOLDING ACCOUNT CASH IN BANK	140,488.21	151,077.86	201,464.75	90,101.32
59-010-010 CASH IN BANK - INMATE PH	11,399.87	1,012.78	0.00	12,412.65
62-010-010 CASH IN BANK-COMMUNITY ECONOMIC DEV	3,816.37	0.00	0.00	3,816.37
63-010-010 COUNTY CLERK TECH - CASH IN BANK	1,798.00	23.00	0.00	1,821.00
64-010-010 JUV CASE MGT FUND - CASH IN BANK	110.00	0.00	0.00	110.00
GROUP-TOTAL	332,401.68	1,778,359.20	1,879,825.71	230,935.17
REPORT TOTAL	332,401.68	1,778,359.20	1,879,825.71	230,935.17

ACCOUNT NUMBER AND TITLE	STARTING BALANCE	DEBIT BALANCE	CREDIT BALANCE	ENDING BALANCE
65-010-165 COUNTY SEIZURE HOLD CASH IN BANK	62,283.20	0.00	0.00	62,283.20
GROUP-TOTAL	62,283.20	0.00	0.00	62,283.20
67-010-167 CASH IN BANK - BOND INTEREST & SINK	7,027.44	0.00	0.00	7,027.44
GROUP-TOTAL	7,027.44	0.00	0.00	7,027.44
72-010-172 FEDERAL SEIZURE CASH IN BANK	498.41	0.00	0.00	498.41
GROUP-TOTAL	498.41	0.00	0.00	498.41
76-010-176 CASH IN BANK CREDIT CARD CLEARING	113,301.23	0.00	66,712.69	46,588.54
GROUP-TOTAL	113,301.23	0.00	66,712.69	46,588.54
86-010-186 WOODVALLEY ACRES CASH IN BANK I&S	1,674.87	0.00	0.00	1,674.87
GROUP-TOTAL	1,674.87	0.00	0.00	1,674.87
90-010-190 4TH COURT OF APPEALS CASH IN BANK	999.80	0.00	0.00	999.80
GROUP-TOTAL	999.80	0.00	0.00	999.80
93-010-193 ST TAX ACCT CASH IN BANK	102,867.09	0.00	0.00	102,867.09
GROUP-TOTAL	102,867.09	0.00	0.00	102,867.09
95-010-195 LAW LIBRARY CASH IN BANK	54,354.63	0.00	0.00	54,354.63
GROUP-TOTAL	54,354.63	0.00	0.00	54,354.63
96-010-196 CO ATTY ACCT CASH IN BANK	33,542.18	0.00	0.00	33,542.18
GROUP-TOTAL	33,542.18	0.00	0.00	33,542.18
GROUP-TOTAL	0.00	0.00	0.00	0.00
REPORT TOTAL	376,548.85	0.00	66,712.69	309,836.16

ACCOUNT NUMBER AND TITLE	STARTING BALANCE	DEBIT BALANCE	CREDIT BALANCE	ENDING BALANCE
12-025-075 TEXPOOL INVESTMENTS	9,342,072.46	0.00	1,000,000.00	8,342,072.46
GROUP-TOTAL	9,342,072.46	0.00	1,000,000.00	8,342,072.46
12-025-090 INVESTMENT IN CD #30668	200,000.00	0.00	0.00	200,000.00
GROUP-TOTAL	200,000.00	0.00	0.00	200,000.00
65-010-075 COUNTY SEIZURE CD #30311	1,947.94	0.00	0.00	1,947.94
GROUP-TOTAL	1,947.94	0.00	0.00	1,947.94
67-010-075 CASH IN BANK-TEXAS CLASS	48,341.81	52.10	0.00	48,393.91
GROUP-TOTAL	48,341.81	52.10	0.00	48,393.91
80-010-075 JACKSON MEM PARK CD #30461	15,605.06	0.00	0.00	15,605.06
GROUP-TOTAL	15,605.06	0.00	0.00	15,605.06
88-010-076 DEWEES REM HOUSE CD #31515	8,834.13	0.00	0.00	8,834.13
GROUP-TOTAL	8,834.13	0.00	0.00	8,834.13
95-010-075 LAW LIBRARY CD #30030	50,730.08	6.25	0.00	50,736.33
GROUP-TOTAL	50,730.08	6.25	0.00	50,736.33
97-010-075 CIVIL PREPARENESS CD #30434	309,962.00	50.95	0.00	310,012.95
GROUP-TOTAL	309,962.00	50.95	0.00	310,012.95
REPORT TOTAL	9,977,493.48	109.30	1,000,000.00	8,977,602.78

Wilson County  
Investment Type CD  
OCTOBER 2017

CERTIFICATES OF DEPOSIT

DESCRIPTION	CD #	ORIGINATION DATE	ORIGINATION AMOUNT	MATURITY DATE	INTEREST PAYS	INTEREST RATE	CONTRIBUTION AMOUNT	WITHDRAWAL AMOUNT	INTEREST PAID	ENDING BOOK BALANCE
General Funds	30668	08/11/10	\$200,000.00	07/04/17	Monthly	0.55%		\$90.41	\$90.41	\$200,000.00
Sheriff Seizure Acct	30311	11/16/08	\$1,947.94	11/14/17	Yearly	0.45%				\$1,947.94
Jackson Memorial Fund	31509	05/20/11	\$15,605.06	05/18/18	Yearly	0.50%				\$15,605.06
Deweese Remschel House	31515	11/18/13	\$8,834.13	06/12/18	Yearly	0.45%				\$8,834.13
Law Library	30030	11/11/08	\$50,730.08	10/25/17	Monthly	0.15%			\$6.25	\$50,736.33
Civil Preparedness	30434	04/17/09	\$309,962.00	10/31/17	Monthly	0.20%			\$50.95	\$310,012.95
Landfill	31049	05/17/11	\$0.00	07/25/17	Yearly	0.45%				\$0.00
Landfill	30619	03/23/10	\$0.00	08/13/17	6 monthis	0.25%			\$147.61	\$0.00
Totals			\$587,079.21			0.38%				\$587,136.41

INVESTMENT POOL - TEXPOOL

DESCRIPTION	INTEREST PAYS	INTEREST RATE	BEGINNING PRINCIPAL	CONTRIBUTION AMOUNT	WITHDRAWAL AMOUNT	MONTHLY INTEREST PAID	ENDING BOOK VALUE
449/7880600001	Monthly	1.0318%	\$9,342,072.46	\$0.00	\$1,007,394.89	\$7,394.89	\$8,342,072.46

S CLASS - WILSON COUNTY COUNSTRUCTION INTEREST & SINKING ACCOUNT

DESCRIPTION	INTEREST PAYS	INTEREST RATE	BEGINNING PRINCIPAL	CONTRIBUTION AMOUNT	WITHDRAWAL AMOUNT	MONTHLY INTEREST PAID	ENDING BOOK VALUE
TX-01-0499-0002 Int & Sinking Construct Acct	Monthly	1.27%	\$48,341.81		\$0.00	\$52.10	\$48,393.91

Total Investments

\$8,977,602.78

Date	Daily Rate (%)	YTD Yield (%)	7-Day Yield (%)	WAM Days to Reset	WAM Days to Final	Daily Dividend	Net Asset Valu
10/1/2017	1.074	0.7742	1.0718	13	26	2.94242E-05	0.99998429
10/2/2017	1.0601	0.7753	1.07	11	24	2.90432E-05	0.99999873
10/3/2017	1.0615	0.7763	1.0685	11	24	2.90833E-05	1.00000172
10/4/2017	1.0625	0.7773	1.0678	10	23	2.91103E-05	0.99999944
10/5/2017	1.0566	0.7783	1.0661	17	59	2.8949E-05	0.99999591
10/6/2017	1.0591	0.7793	1.064	17	58	2.9016E-05	0.99996203
10/7/2017	1.0591	0.7803	1.0618	17	58	2.9016E-05	0.99996203
10/8/2017	1.0591	0.7813	1.0597	17	58	2.9016E-05	1.00007242
10/9/2017	1.0591	0.7823	1.0596	17	58	2.9016E-05	1.00007242
10/10/2017	1.059	0.7833	1.0592	35	69	2.90138E-05	1.00007242
10/11/2017	1.0606	0.7843	1.0589	34	66	2.90588E-05	0.99997869
10/12/2017	1.0941	0.7854	1.0643	48	89	2.99745E-05	0.99997484
10/13/2017	1.068	0.7863	1.0656	48	88	2.92599E-05	0.99996083
10/14/2017	1.068	0.7873	1.0668	48	88	2.92599E-05	0.99998623
10/15/2017	1.068	0.7883	1.0681	48	88	2.92599E-05	0.99998623
10/16/2017	1.0726	0.7893	1.07	46	86	2.93855E-05	0.99998623
10/17/2017	1.0725	0.7903	1.072	46	86	2.93847E-05	0.99998893
10/18/2017	1.0913	0.7913	1.0763	48	90	2.98978E-05	1.00000049
10/19/2017	1.0912	0.7923	1.0759	47	90	2.98971E-05	1.00002132
10/20/2017	1.0989	0.7934	1.0804	47	89	3.01077E-05	0.99998542
10/21/2017	1.0989	0.7944	1.0848	47	89	3.01077E-05	0.99998542
10/22/2017	1.0989	0.7954	1.0892	47	89	3.01077E-05	0.99998542
10/23/2017	1.0989	0.7965	1.093	45	87	3.01059E-05	1.00011669
10/24/2017	1.0957	0.7975	1.0963	45	87	3.00182E-05	1.00001445
10/25/2017	1.0994	0.7985	1.0974	44	86	3.01219E-05	1.00001289
10/26/2017	1.1007	0.7995	1.0988	44	85	3.01558E-05	1.00001606
10/27/2017	1.0984	0.8005	1.0987	46	85	3.00939E-05	0.99999261
10/28/2017	1.0984	0.8015	1.0986	46	85	3.00939E-05	0.99999261
10/29/2017	1.0984	0.8025	1.0986	46	85	3.00939E-05	0.99999261
10/30/2017	1.0952	0.8034	1.098	45	83	3.00052E-05	1.00002019
10/31/2017	1.1116	0.8045	1.1003	44	82	3.04548E-05	1.00002806



Print

# TexPool

## Daily Performance from 10-01-2017 to 10-31-2017

As of Date	Daily Net Yield (%)	Dividend Factor	7 Day Net Yield (%)	Daily Assets (\$)	NAV (\$)	Weighted Average Maturity (WAM)	Weighted Average Life (WAL)
10-01-2017	1.0270	0.000028138	1.0200	15,588,203,393.13	1.00003	37	101
10-02-2017	1.0378	0.000028433	1.0200	15,361,043,625.45	1.00002	35	99
10-03-2017	1.0283	0.000028172	1.0300	15,477,062,923.00	1.00002	34	98
10-04-2017	1.0275	0.000028150	1.0300	15,401,133,328.67	1.00001	34	98
10-05-2017	1.0286	0.000028182	1.0300	15,326,786,854.52	1.00001	33	97
10-06-2017	1.0278	0.000028160	1.0300	15,252,923,758.09	1.00001	33	98
10-07-2017	1.0278	0.000028160	1.0300	15,252,923,758.09	1.00001	33	98
10-08-2017	1.0278	0.000028160	1.0300	15,252,923,758.09	1.00001	33	98
10-09-2017	1.0278	0.000028160	1.0300	15,252,923,758.09	1.00001	33	98
10-10-2017	1.0274	0.000028148	1.0300	15,253,497,100.54	1.00001	31	91
10-11-2017	1.0296	0.000028209	1.0300	15,232,306,862.64	1.00000	31	91
10-12-2017	1.0292	0.000028197	1.0300	15,107,160,994.54	1.00000	35	95
10-13-2017	1.0285	0.000028178	1.0300	15,184,182,389.18	1.00001	37	99
10-14-2017	1.0285	0.000028178	1.0300	15,184,182,389.18	1.00001	37	99
10-15-2017	1.0285	0.000028178	1.0300	15,184,182,389.18	1.00001	37	99
10-16-2017	1.0324	0.000028285	1.0300	15,177,669,919.38	1.00001	35	96
10-17-2017	1.0320	0.000028274	1.0300	15,166,378,524.67	1.00001	35	95
10-18-2017	1.0320	0.000028273	1.0300	15,135,421,729.31	1.00000	35	95
10-19-2017	1.0316	0.000028263	1.0300	15,053,998,521.73	1.00000	36	94
10-20-2017	1.0356	0.000028373	1.0300	15,129,842,284.26	1.00000	36	95
10-21-2017	1.0356	0.000028373	1.0300	15,129,842,284.26	1.00000	36	95
10-22-2017	1.0356	0.000028373	1.0300	15,129,842,284.26	1.00000	36	95
10-23-2017	1.0380	0.000028438	1.0300	15,076,965,621.88	0.99999	36	94
10-24-2017	1.0377	0.000028429	1.0300	15,132,879,757.49	0.99999	36	97

10-25-2017	1.0343	0.000028336	1.0400	15,873,570,306.19	0.99999	35	92
10-26-2017	1.0374	0.000028423	1.0400	15,730,406,234.17	0.99999	36	94
10-27-2017	1.0331	0.000028304	1.0400	15,645,601,990.00	0.99999	36	94
10-28-2017	1.0331	0.000028304	1.0400	15,645,601,990.00	0.99999	36	94
10-29-2017	1.0331	0.000028304	1.0400	15,645,601,990.00	0.99999	36	94
10-30-2017	1.0327	0.000028294	1.0300	15,556,866,023.51	0.99999	34	92
10-31-2017	1.0385	0.000028453	1.0300	15,531,608,998.93	0.99998	34	92

**Monthly Performance from 10-31-2017 to 10-31-2017**

As of Date	Average Monthly Rate (%)	Average Monthly Dividend Factor	Average Monthly 7 Day Rate (%)	Average Monthly Balance (\$)	Weighted Average Maturity (WAM)	Weighted Average Life (WAL)	Participants
10-31-2017	1.0318	0.000028268	1.0310	15,324,952,765.88	35	96	2439

**Previous Performance Data**

[Daily Performance Data January 1997 - April 2002 \(PDF\)](#)

[Monthly Performance Data January 1990 - March 2002 \(PDF\)](#)

Performance quoted represents past performance which is no guarantee of future results. Investment return will vary. The value of an investment, when redeemed, may be worth more or less than the original cost. Current performance may be lower or higher than what is stated.

An investment in the Pool is not insured or guaranteed by any government or government agency. Although the manager of the Pool seeks to preserve principal, it is possible to lose money by depositing money in the Pool.

For more complete information, see the investment policy and information statement available on this website. You should consider the investment's objectives, risks, charges, and expenses carefully before investing. Information about these and other important subjects is in the investment policy and information statement which you should read carefully before investing.

Please note that daily fund prices, dividend factors and yield information (collectively, the "Pricing Information") are posted to this web page at approximately 4:00 p.m. ET and are updated each day that the New York Stock Exchange is open for regular trading. Daily gross yields and 7 day unsubsidized net yields are updated at approximately 8:30 p.m. ET. Daily fund prices, dividend factors, and yield information are subject to normal quality control, validation, and verification after such posting, and prior to 10:00 a.m. ET the next business day, remain subject to change. Taxable Money Market Fund daily dividend factors, may include short term capital gains. Please take this into consideration when using this information.

Federated Investment Counseling

Not FDIC Insured

May Lose Value

No Bank Guarantee

Copyright © 2017 Federated Investors, Inc.



Print



WILSON COUNTY, TEXAS  
SCHEDULE OF INDEBTEDNESS  
Oct-17

ROAD & BRIDGE WARRANTS 9/30/2005	SERIES UNPAID	DATE ISSUED	INTEREST RATE	TOTAL AMOUNT ORIGINAL ISSUE	TOTAL OUTSTANDING
Wood Valley	2 of 15	7/15/2004	5.25%	\$719,346.20	\$140,688.98
TOTAL WARRANTS				\$719,346.20	\$140,688.98
<b>LEASE PURCHASES</b>					
Precinct No. 1 John Deere Tractor	41 of 60	7/14/2015	0.000%	\$74,590.24	\$36,288.78
Precinct No. 2 Peterbilt Truck	59 of 60	9/25/2017	2.590%	\$116,266.41	\$114,449.30
Precinct No. 2 Truck	44 of 60	5/3/2016	2.340%	\$111,696.01	\$81,362.84
Wilson County Collection Facility Skid Steer	38 of 48	12/15/2016	2.340%	\$41,156.00	\$32,896.27
Precinct No. 3 Volvo Roller	29 of 60	12/5/2014	2.3500%	\$50,219.00	\$25,008.84
Precinct No. 3 Volvo Pneumatic Roller	29 of 60	12/5/2014	2.3500%	\$64,869.00	\$32,304.47
Precinct No. 3 Volvo Backhoe	20 of 60	6/19/2014	2.3500%	\$93,242.00	\$32,304.42
Precinct No. 4 Volvo Motor Grader	21 of 60	6/17/2014	2.3500%	\$130,056.00	\$45,058.92
Precinct No. 4 Caterpillar Backhoe Loader	54 of 60	3/2/2017	3.2001%	\$75,101.00	\$68,320.30
TOTAL LEASE PURCHASES				\$757,195.66	\$467,994.14
<b>BONDED DEBT</b>					
Series 2014 Limited Tax Refunding Bond	2014	2/20/2014	2.00%	\$8,215,000.00	\$7,405,000.00
GRAND TOTAL				\$9,064,402.20	\$8,013,683.12

Jan Hartl  
County Treasurer  
Wilson County

AFFIDAVIT  
WILSON COUNTY TREASURER'S REPORT  
FOR THE MONTH OF OCTOBER 2017  
REGULAR TERM

We, the undersigned County Commissioners and County Judge of Wilson County, have compared, and examined the report of Jan Hartl, County Treasurer of Wilson County, for the month of OCTOBER. Finding same correct and Article 114.026 of the Local Government Code has been complied with, we have caused an order to be entered upon the minutes of Commissioners' Court meeting stating the approval of Treasurer's report by our court. The amount of cash and other amounts in the custody of the County Treasurer, Jan Hartl, for OCTOBER are:

WILSON COUNTY GENERAL FUNDS	230,935.17
OTHER BANK ACCOUNTS	309,836.16
TOTAL	<u>540,771.33</u>


INVESTMENTS:


CERTIFICATES OF DEPOSIT	587,136.41
TEXPOOL	8,342,072.46
TEXAS CLASS - CONSTRUCTION INTEREST & SINKING	48,393.91
TOTAL	<u>8,977,602.78</u>


TOTAL	9,518,374.11
-------	--------------


COMBINED INDEBTEDNESS	7,908,721.51
-----------------------	--------------


WITNESS our hands, officially this the 8TH day of JANUARY 2018



  
\_\_\_\_\_  
County Judge

  
\_\_\_\_\_  
Commissioner Prec. #1

  
\_\_\_\_\_  
Commissioner Prec. #3

  
\_\_\_\_\_  
Commissioner Prec. #2

  
\_\_\_\_\_  
Commissioner Prec. #4

  
  
\_\_\_\_\_  
Eva S. Martinez  
County Clerk, Wilson County