

February 26, 2018

*The Honorable Commissioners' Court
Wilson County
Floresville, TX 78114*

Honorable Members of the Court:

In compliance with Article 114.026 of the Local Government Code, and also in compliance with House Bill 2459, Public Funds Investment Act, this monthly report and investment report for the month ending December 31, 2017 is submitted for your review for the recording in the minutes of the court.

The investments have been made in compliance with Wilson County's investment policy. It will be the objective of the county to earn the maximum rate of return allowed on its investments within policies imposed by its safety and liquidity objectives.

In accordance with House Bill 2459, Wilson County has diversified its portfolio. The total balance of all funds is \$14,012,468.31. Wilson County has 0.10% in Cash Management Accounts, 0.04% in Certificates of Deposits, 0.86% in Texpool, and 0.00% in Texas Class. The deposits and withdrawals of the accounts are listed on the following pages.

Investments are made with the intention of holding to maturity, but with the ability to liquidate should funds be needed. Total interest earned for the month ending December 31, 2017 is \$10,089.56. The average rate of return for the month being 1.02%.

It is an honor for me, as your County Treasurer to serve the Court and the citizens as the Certified Investment Officer for Wilson County.

Respectfully Submitted,



*Jan Hartl
Wilson County Treasurer*

ACCOUNT NUMBER AND TITLE	STARTING BALANCE	DEBIT BALANCE	CREDIT BALANCE	ENDING BALANCE
12-010-010 CASH IN BANK GENERAL FUND	2,374,040.27-	3,910,739.76	4,091,957.84	2,555,258.35-
20-010-010 CASH IN BANK LEOSE ACCT	30,053.44	0.00	0.00	30,053.44
21-010-010 R&B #1 CASH IN BANK	422,530.88	176,542.99	69,435.66	529,638.21
22-010-010 R&B #2 CASH IN BANK	302,404.06	278,293.77	70,166.46	510,531.37
23-010-010 R & B #3 CASH IN BANK	259,817.94	209,888.84	86,264.11	383,442.67
24-010-010 R&B #4 CASH IN BANK	240,009.46	260,970.08	79,638.68	421,340.86
25-010-010 TOTAL CASH IN BANK CIVIL FEES REPOR	9,106.39	6,232.20	0.00	15,338.59
26-010-010 CASH COURTHOUSE SECURITY	27,107.36	2,256.79	14,438.88	14,925.27
33-010-010 E & O CASH IN BANK	8,964.50-	255.00	0.00	8,709.50-
34-010-010 LIBRARY CASH IN BANK	183,302.08	110,747.40	27,687.95	266,361.53
36-010-010 JURY CASH IN BANK	7,935.10	612.00	360.00	8,187.10
37-010-010 CASH IN BANK - STATE COURT COST & F	1,233.80	493.25	1,233.80	493.25
39-010-010 SUBDIVISION CASH IN BANK	55,282.12	100.00	942.50	54,439.62
40-010-010 RECORDING FEE CASH N BANK	613,833.92	16,581.00	5,115.38	625,299.54
42-010-010 CASH CHILD ABUSE FUND	0.00	0.00	0.00	0.00
43-010-010 CASH PRETRIAL INTERV PROGRAM FUND	104,354.94	9,125.00	0.00	113,479.94
44-010-010 J.P.TECH CASH IN THE BANK	49,412.54	1,235.77	4,195.89	46,452.42
46-010-010 O.C. HOLDING ACCOUNT-CASH IN BANK	28,250.00	0.00	0.00	28,250.00
50-010-010 COUNTY TIF GRANT	80,145.98	0.00	0.00	80,145.98
51-010-010 FEMA 4223 DR TX BANK	79,880.04	0.00	0.00	79,880.04
52-010-010 VAWA-GRANT 3015402	18,210.90-	0.00	10,567.82	28,778.72-
53-010-010 VOCA GRANT 3309901 BANK ACCT	9,846.46-	0.00	4,403.88	14,250.34-
54-010-010 CASH IN BANK - HOT CHECK HOLDING	75.00-	1,068.80	1,068.80	75.00-
57-010-010 J.P. HOLDING ACCOUNT CASH IN BANK	17,553.65	158,787.89	172,330.17	4,011.37
59-010-010 CASH IN BANK - INMATE PH	10,693.46	1,242.46	0.00	11,935.92
62-010-010 CASH IN BANK-COMMUNITY ECONOMIC DEV	3,816.37	0.00	0.00	3,816.37
63-010-010 COUNTY CLERK TECH - CASH IN BANK	1,853.00	24.00	0.00	1,877.00
64-010-010 JUV CASE MGT FUND - CASH IN BANK	110.00	5.00	0.00	115.00
GROUP-TOTAL	117,549.40	5,145,202.00	4,639,807.82	622,943.58
REPORT TOTAL	117,549.40	5,145,202.00	4,639,807.82	622,943.58

Pledge Report by Maturity Date

Pledge V; WILSON COUNTY

As of 12/31/17
Page 67

SouthTrust Bank
George West, TX

Safekeeping Receipt	SK Code	Cusip	ID #	Current Face	Original Face	Description	Moody's S&P	Coupon	Maturity	Book Value	Fair Value
154073194	1001	549188QY9	100912	2,000,000.00	2,000,000.00	LUBBOCK TX REF GO TAXABLE	A2 / AA+	1.230	02/15/2018	2,000,000.00	1,998,680.00
154072238	1001	723002LA7	100893	1,075,000.00	1,075,000.00	PINE TREE TX ISD REF GO PSF QTEO	NR / AA-	3.500	02/15/2018	1,078,197.02	1,078,070.58
154076483	1001	512503SF1	100954	300,000.00	300,000.00	LAKELAND TX MUD GO QTEO	NR / AA-	2.000	09/01/2018	301,156.84	300,234.25
160057434	1001	31294KXT7	100570	21,525.55	21,525.55	FHLMC #1590	AFS	5.000	02/01/2019	21,475.16	21,852.09
154073193	1001	549188QZ6	100911	1,000,000.00	1,000,000.00	LUBBOCK TX REF GO TAXABLE	Aa2 / AA+	1.460	02/15/2019	1,000,000.00	994,130.00
154072156	1001	413938GS4	100891	390,000.00	390,000.00	HARRIS CNTY TX MUD #222 REF GO QTEO	NR / A-	2.000	05/01/2019	391,972.56	389,164.63
	1001	912828XS4	101074	2,000,000.00	2,000,000.00	U S TREASURY NOTES	AFS	1.250	05/31/2019	1,988,941.01	1,984,218.76
	1001	912828WS5	101066	2,000,000.00	2,000,000.00	U S TREASURY NOTES	AFS	1.625	06/30/2019	2,003,383.69	1,994,140.62
	1001	912828XS5	101073	1,000,000.00	1,000,000.00	U S TREASURY NOTES	AFS	1.375	07/31/2019	995,456.02	992,851.56
	1001	912828WW6	101067	1,000,000.00	1,000,000.00	U S TREASURY NOTES	AFS	1.625	07/31/2019	1,001,700.78	996,875.00
160045840	1001	3128MMA G8	100515	15,328.01	15,328.01	FHLMC G #18006	AFS	5.500	08/01/2019	15,289.63	15,676.16
160069832	1001	016176FC8	100692	285,000.00	285,000.00	ALICE TX WTR AUTH REF GO AGM QTEO	A1 / AA	5.000	08/15/2019	293,959.63	298,962.57
160077024	1001	076563GW1	100818	500,000.00	500,000.00	BEE CNTY TX REF GO AGM QTEO	A2 / AA	3.000	08/15/2019	510,339.04	510,223.36
237002020	1001	775830ND0	100986	315,000.00	315,000.00	ROMA TX ISD REF CABS GO PSF QTEO	Aaa / NR	0.000	08/15/2019	307,108.20	305,489.37
	1001	912828D80	101068	2,000,000.00	2,000,000.00	U S TREASURY NOTES	AFS	1.625	08/31/2019	2,003,417.79	1,992,890.62
160085489	1001	106050KS5	100877	595,000.00	595,000.00	BRAZORIA CNTY TX MUD #6 REF GO QTEO	NR / A	2.500	09/01/2019	605,389.50	597,527.15
	1001	912828F39	101069	2,000,000.00	2,000,000.00	U S TREASURY NOTES	AFS	1.750	09/30/2019	2,007,436.24	1,996,718.76
	1001	912828T62	101070	1,000,000.00	1,000,000.00	U S TREASURY NOTES	AFS	1.500	10/31/2019	999,138.59	993,671.88
	1001	912828U32	101071	2,000,000.00	2,000,000.00	U S TREASURY NOTES	AFS	1.000	11/15/2019	1,979,864.39	1,968,593.76
160091286	1001	34681LHD3	100985	250,000.00	250,000.00	FORT BEND CNTY TX MUD #119 REF GO AGI	A2 / AA	2.500	09/01/2020	254,074.13	252,671.04
160072529	1001	31397QC22	100721	211,160.28	211,160.28	FN11 17-CJ MTHLY-25TH	AFS	2.750	03/25/2021	211,601.06	211,301.51
237003937	1001	41421QGH4	100998	240,000.00	240,000.00	HARRIS CNTY TX MUD #106 REF GO AGM Q	AFS	3.500	09/01/2021	249,013.28	247,211.09
160074915	1001	3136A0P35	100758	168,326.07	168,326.07	FNR 2011 86-DB MTHLY-25TH	AFS	1.500	09/25/2021	168,067.81	165,560.28
154066019	1001	313463KS8	100820	86,666.63	86,666.63	MLAN 2012 1-A10 MTHLY-15TH (FHLMC ISSU	AFS	2.060	01/15/2022	87,465.89	85,258.30
160059301	1001	31371LMH9	100585	105,840.98	105,840.98	FNMA #255160	AFS	5.500	03/01/2024	107,719.88	112,852.94
160070470	1001	31419GCZ5	100704	247,726.30	247,726.30	FNMA #AE5487	AFS	3.500	10/01/2025	252,033.38	256,396.72
160070590	1001	3138A2CF4	100700	171,057.62	171,057.62	FNMA #AH0969	AFS	3.500	12/01/2025	171,681.81	177,044.64
160070471	1001	31412RLX3	100703	303,911.46	303,911.46	FNMA #932842	AFS	3.500	12/01/2025	307,730.44	314,548.36
160075974	1001	3137AFXP2	100785	241,313.00	241,313.00	FHLMC 3941-BE MTHLY-15TH	AFS	2.000	03/15/2026	242,335.30	237,801.49
160076666	1001	3137AGBH2	100793	240,427.01	240,427.01	FHLMC 3945-BJ MTHLY-15TH	AFS	2.000	03/15/2026	241,539.49	236,954.69
154064238	1001	3137AGF54	100778	225,262.83	225,262.83	FHLMC 3939-EB MTHLY-15TH	AFS	1.750	03/15/2026	225,233.73	220,866.52
154064655	1001	3137AH4V7	100790	205,661.50	205,661.50	FHLMC 3936-KC MTHLY-15TH	AFS	1.500	03/15/2026	204,986.36	201,212.91
154063182	1001	3137AEGP4	100759	167,959.39	167,959.39	FHLMC 3917-AB MTHLY-15TH	AFS	1.750	07/15/2026	168,348.31	164,758.50
154066643	1001	3137ALHM4	100823	282,838.21	282,838.21	FHR 3998-KG MTHLY-15TH	AFS	2.000	11/15/2026	284,347.16	277,165.54
154067353	1001	3137AFPN5	100830	353,986.67	353,986.67	FHR 4029-LA MTHLY-15TH	AFS	2.000	01/15/2027	356,236.31	346,497.70
154066456	1001	3137ALSN0	100817	289,634.34	289,634.34	FHLMC 3996-BA MTHLY-15TH	AFS	1.500	02/15/2027	289,524.56	280,072.60
154066895	1001	3136A5TK2	100827	253,732.16	253,732.16	FN12 33-CD MTHLY-25TH	AFS	2.000	03/25/2027	254,608.11	248,313.45

Note: Refer to the U.S. Government and Agency Ratings report for ratings on treasury, agency and pass thru securities.



(210) 224-5492
www.finsor.com

II. Pledge & Safekeeping Reports

Pledge Report by Maturity Date
Pledge V: WILSON COUNTY

Receipt	SK Code	Cusip	ID #	Current Face	Original Face	Description	ASC	Moody/ S&P	Coupon	Maturity	Book Value	Fair Value
160078781	1001	3136A6AA2	100831	329,054.49	1,000,000.00	FNR 2012 52-DA MTHLY-25TH	AFS		2.000	05/25/2027	330,338.01	321,158.43
154068210	1001	3137AREY8	100835	320,716.16	1,000,000.00	FHR 4066-MG MTHLY-15TH	AFS		1.500	06/15/2027	319,583.47	309,337.73
160088054	1001	3138M8HU0	100948	1,052,196.18	2,300,000.00	FNMA #AP4742	AFS		2.500	08/01/2027	1,060,954.77	1,054,169.05
	1001	3137AVFA0	100848	753,343.00	2,000,000.00	FHR 4120-NC MTHLY-15TH	AFS		1.500	10/15/2027	757,023.08	726,961.23
154073464	1001	3137AWUQ6	100914	426,493.15	1,000,000.00	FHR 4145-LC MTHLY-15TH	AFS		1.500	12/15/2027	427,537.64	408,949.95
154063858	1001	3136AAEF8	100849	481,101.45	1,000,000.00	FNR 2012 129-GD MTHLY-25TH	AFS		1.500	12/25/2027	483,849.20	460,088.37
154071957	1001	3136ABUZ4	100870	449,799.20	1,000,000.00	FNR 2013 7-AD MTHLY-25TH	AFS		1.500	02/25/2028	451,923.11	430,658.03
160084831	1001	3136ADEN5	100900	412,707.68	1,000,000.00	FNR 2013 36-JC MTHLY-25TH	AFS		1.250	04/25/2028	412,532.49	393,286.83
154063858	1001	3137AFGL0	100770	370,822.30	1,000,000.00	FHLMC 3925-LD MTHLY-15TH	AFS		2.500	01/15/2041	373,283.37	366,266.25
			Items 46	28,138,621.62	56,325,000.00				1.806		28,197,798.24	27,937,335.27

*=Pre-refunded N=New Purchase S=Sold C=Called M=Matured O=Paid Off D=In Default C=Sunken T=Put
Note: Refer to the U.S. Government and Agency Ratings report for ratings on treasury, agency and pass thru securities.



☎ (210) 224-5492
☎ (210) 224-8787

9601 McAllister, Free way, Suite 301, San Antonio, Texas 78216-4633

II. Pledge & Safekeeping Reports

ACCOUNT NUMBER AND TITLE	STARTING BALANCE	DEBIT BALANCE	CREDIT BALANCE	ENDING BALANCE
65-010-165 COUNTY SEIZURE HOLD CASH IN BANK	62,283.20	0.00	0.00	62,283.20
GROUP-TOTAL	62,283.20	0.00	0.00	62,283.20
67-010-167 CASH IN BANK - BOND INTEREST & SINK	144,377.25	194,527.40	0.00	338,904.65
GROUP-TOTAL	144,377.25	194,527.40	0.00	338,904.65
72-010-172 FEDERAL SEIZURE CASH IN BANK	498.41	0.00	0.00	498.41
GROUP-TOTAL	498.41	0.00	0.00	498.41
86-010-186 WOODVALLEY ACRES CASH IN BANK I&S	14,809.37	28,119.89	361.76	42,567.50
GROUP-TOTAL	14,809.37	28,119.89	361.76	42,567.50
90-010-190 4TH COURT OF APPEALS CASH IN BANK	1,024.80	230.00	560.00	694.80
GROUP-TOTAL	1,024.80	230.00	560.00	694.80
93-010-193 ST TAX ACCT CASH IN BANK	45,760.43	28,540.56	0.00	74,300.99
GROUP-TOTAL	45,760.43	28,540.56	0.00	74,300.99
95-010-195 LAW LIBRARY CASH IN BANK	53,659.47	1,340.00	4,385.04	50,614.43
GROUP-TOTAL	53,659.47	1,340.00	4,385.04	50,614.43
96-010-196 CO ATTY ACCT CASH IN BANK	33,483.00	165.00	0.00	33,648.00
GROUP-TOTAL	33,483.00	165.00	0.00	33,648.00
97-010-197 CIVIL PREPAR CASH IN BANK	106,260.15	1,875.00	0.00	108,135.15
GROUP-TOTAL	106,260.15	1,875.00	0.00	108,135.15
REPORT TOTAL	462,156.08	254,797.85	5,306.80	711,647.13

ACCOUNT NUMBER AND TITLE	STARTING BALANCE	DEBIT BALANCE	CREDIT BALANCE	ENDING BALANCE
12-025-075 TEXPOOL INVESTMENTS	11,342,772.46	0.00	0.00	11,342,772.46
GROUP-TOTAL	11,342,772.46	0.00	0.00	11,342,772.46
12-025-090 INVESTMENT IN CD #30668	200,000.00	0.00	0.00	200,000.00
GROUP-TOTAL	200,000.00	0.00	0.00	200,000.00
65-010-075 COUNTY SEIZURE CD #30311	1,947.94	0.00	0.00	1,947.94
GROUP-TOTAL	1,947.94	0.00	0.00	1,947.94
67-010-075 CASH IN BANK-TEXAS CLASS	18,238.11	16.93	0.00	18,255.04
GROUP-TOTAL	18,238.11	16.93	0.00	18,255.04
80-010-075 JACKSON MEM PARK CD #30461	15,605.06	0.00	0.00	15,605.06
GROUP-TOTAL	15,605.06	0.00	0.00	15,605.06
88-010-076 DEWEES REM HOUSE CD #31515	8,794.55	0.00	0.00	8,794.55
GROUP-TOTAL	8,794.55	0.00	0.00	8,794.55
95-010-075 LAW LIBRARY CD #30030	50,705.08	6.25	0.00	50,711.33
GROUP-TOTAL	50,705.08	6.25	0.00	50,711.33
97-010-075 CIVIL PREPARENESS CD #30434	309,758.27	50.92	0.00	309,809.19
GROUP-TOTAL	309,758.27	50.92	0.00	309,809.19
99-010-075 LANDFILL CD #31049	8,097.32	0.00	0.00	8,097.32
GROUP-TOTAL	8,097.32	0.00	0.00	8,097.32
99-010-076 LANDFILL CD#30619	3,087.68	0.00	0.00	3,087.68
GROUP-TOTAL	3,087.68	0.00	0.00	3,087.68
REPORT TOTAL	11,959,006.47	74.10	0.00	11,959,080.57

ACCOUNT NUMBER AND TITLE	STARTING BALANCE	DEBIT BALANCE	CREDIT BALANCE	ENDING BALANCE
12-025-075 TEXPOOL INVESTMENTS	9,542,072.46	2,500,000.00	0.00	12,042,072.46
GROUP-TOTAL	9,542,072.46	2,500,000.00	0.00	12,042,072.46
12-025-090 INVESTMENT IN CD #30668	200,000.00	0.00	0.00	200,000.00
GROUP-TOTAL	200,000.00	0.00	0.00	200,000.00
65-010-075 COUNTY SEIZURE CD #30311	1,947.94	0.00	0.00	1,947.94
GROUP-TOTAL	1,947.94	0.00	0.00	1,947.94
67-010-075 CASH IN BANK-TEXAS CLASS	48,445.55	57.75	0.00	48,503.30
GROUP-TOTAL	48,445.55	57.75	0.00	48,503.30
80-010-075 JACKSON MEM PARK CD #30461	15,605.06	0.00	0.00	15,605.06
GROUP-TOTAL	15,605.06	0.00	0.00	15,605.06
88-010-076 DEWBES REM HOUSE CD #31515	8,834.13	0.00	0.00	8,834.13
GROUP-TOTAL	8,834.13	0.00	0.00	8,834.13
95-010-075 LAW LIBRARY CD #30030	50,742.59	6.26	0.00	50,748.85
GROUP-TOTAL	50,742.59	6.26	0.00	50,748.85
97-010-075 CIVIL PREPARENESS CD #30434	310,063.91	101.95	0.00	310,165.86
GROUP-TOTAL	310,063.91	101.95	0.00	310,165.86
REPORT TOTAL	10,177,711.64	2,500,165.96	0.00	12,677,877.60

Wilson County
Investment Type CD
DECEMBER 2017

CERTIFICATES OF DEPOSIT

DESCRIPTION	CD #	ORIGINATION DATE	ORIGINATION AMOUNT	MATURITY DATE	INTEREST PAYS	INTEREST RATE	CONTRIBUTION AMOUNT	WITHDRAWAL AMOUNT	INTEREST PAID	ENDING BOOK BALANCE
General Funds	30668	08/11/10	\$200,000.00	12/04/17	Monthly	0.55%		\$90.41	\$90.41	\$200,000.00
Sheriff Seizure Acct	30311	11/16/08	\$1,947.94	11/14/17	Yearly	0.45%				\$1,947.94
Jackson Memorial Fund	31509	05/20/11	\$15,605.06	05/18/18	Yearly	0.50%				\$15,605.06
Deweese Remschel House	31515	11/18/13	\$8,834.13	06/12/18	Yearly	0.45%				\$8,834.13
Law Library	30030	11/11/08	\$50,742.59	12/14/17	Monthly	0.15%			\$6.26	\$50,748.85
Civil Preparedness	30434	04/17/09	\$310,114.88	12/31/17	Monthly	0.20%			\$50.98	\$310,165.86
Totals			\$587,244.60			0.38%			\$147.65	\$587,301.84

INVESTMENT POOL - TEXPOOL

DESCRIPTION	INTEREST PAYS	INTEREST RATE	BEGINNING PRINCIPAL	CONTRIBUTION AMOUNT	WITHDRAWAL AMOUNT	MONTHLY INTEREST PAID	ENDING BOOK VALUE
449/7880600001	Monthly	1.2803%	\$9,542,072.46	\$2,500,000.00	\$9,884.16	\$9,884.16	\$12,042,072.46

S CLASS - WILSON COUNTY COUNSTRUCTION INTEREST & SINKING ACCOUNT

DESCRIPTION	INTEREST PAYS	INTEREST RATE	BEGINNING PRINCIPAL	CONTRIBUTION AMOUNT	WITHDRAWAL AMOUNT	MONTHLY INTEREST PAID	ENDING BOOK VALUE
TX-01-0499-0002 Int & Sinking Construct Acct	Monthly	1.41%	\$48,445.55		\$0.00	\$57.75	\$48,503.30

Total Investments

\$12,677,877.60

Print



TexPool

Daily Performance from 12-01-2017 to 12-31-2017

As of Date	Daily Net Yield (%)	Dividend Factor	7 Day Net Yield (%)	Daily Assets (\$)	NAV (\$)	Weighted Average Maturity (WAM)	Weighted Average Life (WAL)
12-01-2017	1.0704	0.000029325	1.0700	14,923,237,150.66	0.99991	33	100
12-02-2017	1.0704	0.000029325	1.0700	14,923,237,150.66	0.99991	33	100
12-03-2017	1.0704	0.000029325	1.0700	14,923,237,150.66	0.99991	33	100
12-04-2017	1.0770	0.000029508	1.0700	14,898,891,800.07	0.99990	32	98
12-05-2017	1.0762	0.000029485	1.0700	14,929,281,007.23	0.99990	31	97
12-06-2017	1.0792	0.000029567	1.0700	14,983,125,767.73	0.99990	31	96
12-07-2017	1.0795	0.000029574	1.0700	15,027,728,243.81	0.99990	31	95
12-08-2017	1.0885	0.000029821	1.0800	15,167,656,532.43	0.99990	33	98
12-09-2017	1.0885	0.000029821	1.0800	15,167,656,532.43	0.99990	33	98
12-10-2017	1.0885	0.000029821	1.0800	15,167,656,532.43	0.99990	33	98
12-11-2017	1.0918	0.000029913	1.0800	15,189,256,010.78	0.99990	30	95
12-12-2017	1.0965	0.000030041	1.0900	15,446,143,821.05	0.99990	31	92
12-13-2017	1.1122	0.000030470	1.0900	15,545,326,818.33	0.99987	31	90
12-14-2017	1.1768	0.000032240	1.1100	15,586,875,196.69	0.99988	32	95
12-15-2017	1.1665	0.000031959	1.1200	16,137,570,879.23	0.99987	32	94
12-16-2017	1.1665	0.000031959	1.1300	16,137,570,879.23	0.99987	32	94
12-17-2017	1.1665	0.000031959	1.1400	16,137,570,879.23	0.99987	32	94
12-18-2017	1.3223	0.000036228	1.1700	16,655,301,078.14	0.99989	30	90
12-19-2017	1.2462	0.000034143	1.1900	17,018,058,719.27	0.99988	30	83
12-20-2017	1.2405	0.000033986	1.2100	16,818,306,334.36	0.99988	34	93
12-21-2017	1.2484	0.000034202	1.2200	17,427,706,137.92	0.99990	34	88
12-22-2017	1.2485	0.000034205	1.2300	17,644,526,729.36	0.99991	35	91
12-23-2017	1.2485	0.000034205	1.2500	17,644,526,729.36	0.99991	35	91
12-24-2017	1.2485	0.000034205	1.2600	17,644,526,729.36	0.99991	35	91

12-25-2017	1.2485	0.000034205	1.2500	17,644,526,729.36	0.99991	35	91
12-26-2017	1.2696	0.000034783	1.2500	17,670,998,017.39	0.99990	33	89
12-27-2017	1.2696	0.000034784	1.2500	17,648,866,580.23	0.99990	32	89
12-28-2017	1.2722	0.000034854	1.2600	17,410,239,900.03	0.99989	32	89
12-29-2017	1.2803	0.000035078	1.2800	17,530,157,281.13	0.99992	33	89
12-30-2017	1.2803	0.000035078	1.2800	17,530,157,281.13	0.99992	33	89
12-31-2017	1.2803	0.000035078	1.2800	17,530,157,281.13	0.99992	33	89

Monthly Performance from 11-30-2017 to 01-31-2017

As of Date	Average Monthly Rate (%)	Average Monthly Dividend Factor	Average Monthly 7 Day Rate (%)	Average Monthly Balance (\$)	Weighted Average Maturity (WAM)	Weighted Average Life (WAL)	Participants
------------	--------------------------	---------------------------------	--------------------------------	------------------------------	---------------------------------	-----------------------------	--------------

Previous Performance Data

[Daily Performance Data January 1997 - April 2002 \(PDF\)](#)

[Monthly Performance Data January 1990 - March 2002 \(PDF\)](#)

Performance quoted represents past performance which is no guarantee of future results. Investment return will vary. The value of an investment, when redeemed, may be worth more or less than the original cost. Current performance may be lower or higher than what is stated.

An investment in the Pool is not insured or guaranteed by any government or government agency. Although the manager of the Pool seeks to preserve principal, it is possible to lose money by depositing money in the Pool.

For more complete information, see the investment policy and information statement available on this website. You should consider the investment’s objectives, risks, charges, and expenses carefully before investing. Information about these and other important subjects is in the investment policy and information statement which you should read carefully before investing.

Please note that daily fund prices, dividend factors and yield information (collectively, the “Pricing Information”) are posted to this web page at approximately 4:00 p.m. ET and are updated each day that the New York Stock Exchange is open for regular trading. Daily gross yields and 7 day unsubsidized net yields are updated at approximately 8:30 p.m. ET. Daily fund prices, dividend factors, and yield information are subject to normal quality control, validation, and verification after such posting, and prior to 10:00 a.m. ET the next business day, remain subject to change. Taxable Money Market Fund daily dividend factors, may include short term capital gains. Please take this into consideration when using this information.

Federated Investment Counseling

Not FDIC Insured

May Lose Value

No Bank Guarantee

Copyright © 2018 Federated Investors, Inc.

Copyright Policy



Print

Date	Daily Rate (% YTD Yield (: 7-Day Yield (%)	WAM Days	WAM Days	Daily Dividend	Net Asset Value (NAV)	
12/1/2017	1.3151	1.1296	1.3039	71	3.60301E-05	0.9999618
12/2/2017	1.3151	1.1301	1.3068	71	3.60301E-05	0.9999618
12/3/2017	1.3151	1.1307	1.3096	71	3.60301E-05	0.9999618
12/4/2017	1.3189	1.1312	1.313	73	3.61344E-05	1.0000061
12/5/2017	1.3197	1.1318	1.3151	73	3.61564E-05	0.999992
12/6/2017	1.331	1.1324	1.3186	78	3.64664E-05	0.9999968
12/7/2017	1.3377	1.133	1.3218	80	3.66503E-05	1.0000652
12/8/2017	1.3378	1.1336	1.325	82	3.66511E-05	1.0000006
12/9/2017	1.3378	1.1342	1.3283	82	3.66511E-05	1.0000006
12/10/2017	1.3378	1.1348	1.3315	82	3.66511E-05	1.0000006
12/11/2017	1.3529	1.1354	1.3364	81	3.7067E-05	0.9999871
12/12/2017	1.3651	1.1361	1.3429	82	0.0000374	0.9999725
12/13/2017	1.3651	1.1367	1.3477	83	0.0000374	0.9999495
12/14/2017	1.4051	1.1375	1.3574	85	3.84959E-05	0.9999492
12/15/2017	1.4133	1.1383	1.3682	86	3.87202E-05	0.9998831
12/16/2017	1.4133	1.1391	1.3789	86	3.87202E-05	0.9998831
12/17/2017	1.4133	1.1398	1.3897	86	3.87202E-05	0.9998831
12/18/2017	1.4331	1.1407	1.4012	84	3.92636E-05	0.9999175
12/19/2017	1.4356	1.1415	1.4113	82	3.93317E-05	0.9998984
12/20/2017	1.4416	1.1424	1.4222	82	3.94971E-05	0.9998943
12/21/2017	1.4399	1.1432	1.4272	83	3.9449E-05	0.9999011
12/22/2017	1.4622	1.1441	1.4341	83	4.00599E-05	0.9998285
12/23/2017	1.4622	1.145	1.4411	83	4.00599E-05	0.9998285
12/24/2017	1.4622	1.1459	1.4481	83	4.00599E-05	0.9998285
12/25/2017	1.4622	1.1468	1.4523	83	4.00599E-05	0.9998285
12/26/2017	1.4724	1.1477	1.4575	81	4.03388E-05	0.9998944
12/27/2017	1.4816	1.1486	1.4632	83	4.05926E-05	0.9999003
12/28/2017	1.481	1.1495	1.4691	81	4.05765E-05	0.9999145
12/29/2017	1.4838	1.1504	1.4722	82	4.06528E-05	0.9998536
12/30/2017	1.4838	1.1513	1.4753	82	4.06528E-05	0.9998536
12/31/2017	1.4838	1.1522	1.4784	82	4.06528E-05	0.9998536

WILSON COUNTY, TEXAS
SCHEDULE OF INDEBTEDNESS
Dec-17

ROAD & BRIDGE WARRANTS 9/30/2005	SERIES UNPAID	DATE ISSUED	INTEREST RATE	TOTAL AMOUNT ORIGINAL ISSUE	TOTAL OUTSTANDING
Wood Valley	2 of 15	7/15/2004	5.25%	\$719,346.20	\$140,688.98
TOTAL WARRANTS				\$719,346.20	\$140,688.98
LEASE PURCHASES					
Precinct No. 1 John Deere Tractor	39 of 60	7/14/2015	0.000%	\$74,590.24	\$34,020.74
Precinct No. 1 Peterbilt Truck	57 of 60	9/25/2017	2.590%	\$116,266.41	\$110,803.32
Precinct No. 2 Truck	42 of 60	5/3/2016	2.340%	\$111,696.01	\$77,727.74
Wilson County Collection Facility Skid Steer	36 of 48	12/15/2016	2.340%	\$41,156.00	\$32,061.42
Precinct No. 3 Volvo Roller	27 of 60	12/5/2014	2.3500%	\$50,219.00	\$23,329.27
Precinct No. 3 Volvo Pneumatic Roller	27 of 60	12/5/2014	2.3500%	\$64,869.00	\$30,134.94
Precinct No. 3 Volvo Backhoe	18 of 60	6/19/2014	2.3500%	\$93,242.00	\$29,130.56
Precinct No. 4 Volvo Motor Grader	19 of 60	6/17/2014	2.3500%	\$130,056.00	\$40,631.95
Precinct No. 4 Caterpillar Backhoe Loader	52 of 60	3/2/2017	3.2001%	\$75,101.00	\$63,402.66
TOTAL LEASE PURCHASES				\$757,195.66	\$441,242.60
BONDED DEBT					
Series 2014 Limited Tax Refunding Bond	2014	2/20/2014	2.00%	\$8,215,000.00	\$7,405,000.00
GRAND TOTAL				\$9,064,402.20	\$7,986,931.58


Jan Hartl
County Treasurer
Wilson County

AFFIDAVIT
WILSON COUNTY TREASURER'S REPORT
FOR THE MONTH OF DECEMBER 2017
REGULAR TERM

We, the undersigned County Commissioners and County Judge of Wilson County, have compared, and examined the report of Jan Hartl, County Treasurer of Wilson County, for the month of DECEMBER . Finding same correct and Article 114.026 of the Local Government Code has been complied with, we have caused an order to be entered upon the minutes of Commissioners' Court meeting stating the approval of Treasurer's report by our court. The amount of cash and other amounts in the custody of the County Treasurer, Jan Hartl, for DECEMBER are:

WILSON COUNTY GENERAL FUNDS	622,943.58
OTHER BANK ACCOUNTS	711,647.13
TOTAL	<u>1,334,590.71</u>
INVESTMENTS:	
CERTIFICATES OF DEPOSIT	587,301.84
TEXPOOL	12,042,072.46
TEXAS CLASS - CONSTRUCTION INTEREST & SINKING	48,503.30
TOTAL	<u>12,677,877.60</u>
TOTAL	14,012,468.31
COMBINED INDEBTEDNESS	7,986,931.58


WITNESS our hands, officially this the 26TH day of FEBRUARY 2018



County Judge




Commissioner Prec. #1



Commissioner Prec. #2

Commissioner Prec. #3



Commissioner Prec. #4

Eva S. Martinez
County Clerk, Wilson County