

August 12, 2019

*The Honorable Commissioners' Court
Wilson County
Floresville, TX 78114*

Honorable Members of the Court:

In compliance with Article 114.026 of the Local Government Code, and also in compliance with House Bill 2459, Public Funds Investment Act, this monthly report and investment report for the month ending June 30, 2019 is submitted for your review for the recording in the minutes of the court.


The investments have been made in compliance with Wilson County's investment policy. It will be the objective of the county to earn the maximum rate of return allowed on its investments within policies imposed by its safety and liquidity objectives.

In accordance with House Bill 2459, Wilson County has diversified its portfolio. The total balance of all funds is \$13,705,421.72. Wilson County has 0.11% in Cash Management Accounts, 0.04% in Certificates of Deposits, 0.78% in Texpool, 0.07% in Broker CD's, and 0.00% in Texas Class. The deposits and withdrawals of the accounts are listed on the following pages.

Investments are made with the intention of holding to maturity, but with the ability to liquidate should funds be needed. Total interest earned for the month ending June 30, 2019 is \$25,975.47. The average rate of return for the month being 1.79%.

It is an honor for me, as your County Treasurer to serve the Court and the citizens as the Certified Investment Officer for Wilson County.

Respectfully Submitted,



*Jan Hartl
Wilson County Treasurer*

| ACCOUNT NUMBER AND TITLE | STARTING BALANCE | DEBIT BALANCE | CREDIT BALANCE | ENDING BALANCE |
|--|---------------------|------------------|-------------------|-------------------|
| 12-010-010 CASH IN BANK GENERAL FUND | 2,854,181.88- | 1,412,123.86 | 1,246,322.33 | 2,688,380.35- |
| 20-010-010 CASH IN BANK LEOSE ACCT | 40,745.71 | 0.00 | 0.00 | 40,745.71 |
| 21-010-010 R&B #1 CASH IN BANK | 487,442.91 | 27,972.53 | 43,024.17 | 472,391.27 |
| 22-010-010 R&B #2 CASH IN BANK | 729,380.15 | 46,034.96 | 125,492.03 | 649,923.08 |
| 23-010-010 R & B #3 CASH IN BANK | 278,617.24 | 33,693.02 | 45,069.85 | 267,240.41 |
| 24-010-010 R&B #4 CASH IN BANK | 580,606.47 | 42,222.01 | 84,184.45 | 538,644.03 |
| 25-010-010 TOTAL CASH IN BANK CIVIL FEES REPOR | 8,846.81 | 8,938.40 | 0.00 | 17,785.21 |
| 26-010-010 CASH COURTHOUSE SECURITY | 104,234.65- | 222,758.29 | 20,699.69 | 97,823.95 |
| 33-010-010 E & O CASH IN BANK | 6,835.50- | 6,370.00 | 0.00 | 465.50- |
| 34-010-010 LIBRARY CASH IN BANK | 259,940.95 | 13,079.99 | 44,625.89 | 228,395.05 |
| 36-010-010 JURY CASH IN BANK | 513.21- | 13,500.00 | 3,200.00 | 9,786.79 |
| 37-010-010 CASH IN BANK - STATE COURT COST & F | 66.53- | 0.00 | 953.00 | 1,019.53- |
| 39-010-010 SUBDIVISION CASH IN BANK | 60,388.37 | 6,100.00 | 0.00 | 66,488.37 |
| 40-010-010 RECORDING FEE CASH N BANK | 805,394.36 | 18,845.56 | 8,476.42 | 815,763.50 |
| 42-010-010 CASH CHILD ABUSE FUND | 0.00 | 0.00 | 0.00 | 0.00 |
| 43-010-010 CASH PRETRIAL INTERV PROGRAM FUND | 182,505.42 | 12,100.00 | 36,819.84 | 157,785.58 |
| 44-010-010 J.P.TECH CASH IN THE BANK | 31,693.16 | 1,560.35 | 298.45 | 32,955.06 |
| 46-010-010 O.C. HOLDING ACCOUNT-CASH IN BANK | 21,750.00 | 0.00 | 0.00 | 21,750.00 |
| 50-010-010 COUNTY TIF GRANT | 72,907.27 | 22,494.03 | 0.00 | 95,401.30 |
| 51-010-010 FEMA 4223 DR TX BANK | 0.01- | 0.01 | 0.00 | 0.00 |
| 52-010-010 VAWA-GRANT 3015403 | 23,508.23- | 66,198.17 | 10,959.87 | 31,730.07 |
| 53-010-010 VOCA GRANT 3309902 BANK ACCT | 28,725.50- | 11,797.96 | 4,598.72 | 21,526.26- |
| 54-010-010 CASH IN BANK - HOT CHECK HOLDING | 75.00- | 853.00 | 853.00 | 75.00- |
| 55-010-010 BODY ARMOR-GRANT-3513201 | 0.00 | 0.00 | 0.00 | 0.00 |
| 56-010-010 OFFICER SAFETY - GRANT 35626-01 | 57,661.00- | 0.00 | 0.00 | 57,661.00- |
| 57-010-010 J.P. HOLDING ACCOUNT CASH IN BANK | 43,909.81 | 224,439.09 | 216,086.91 | 52,261.99 |
| 59-010-010 CASH IN BANK - INMATE PH | 29,777.78 | 829.74 | 0.00 | 30,607.52 |
| 62-010-010 CASH IN BANK-COMMUNITY ECONOMIC DEV | 3,816.37 | 0.00 | 0.00 | 3,816.37 |
| 63-010-010 COUNTY CLERK TECH - CASH IN BANK | 2,281.00 | 46.00 | 0.00 | 2,327.00 |
| 64-010-010 JUV CASE MGT FUND - CASH IN BANK | 120.00 | 5.00 | 0.00 | 125.00 |
| GROUP-TOTAL | 564,322.27 | 2,191,961.97 | 1,891,664.62 | 864,619.62 |
| REPORT TOTAL | 564,322.27 | 2,191,961.97 | 1,891,664.62 | 864,619.62 |

Pledge Report by Maturity Date
Pledge V: WILSON COUNTY

| SK Receipt | Code | Cusip | ID # | Current Face | Original Face | Description | ASC 320 | Moody / S&P | Coupon | Maturity | Book Value | Fair Value |
|---------------|------|------------|----------|---------------|---------------|---------------------------------------|------------|-------------|--------|------------|---------------|---------------|
| 160091286 | 1001 | 912828Y46 | 101087 | 2,000,000.00 | 2,000,000.00 | U S TREASURY NOTES | AFS | A2 / AA | 2.625 | 07/31/2020 | 1,997,095.09 | 2,015,839.38 |
| | 1001 | 34681LHD3 | 100985 | 250,000.00 | 250,000.00 | FORT BEND CNTY TX MUD #119 REF GO AG | AFS | | 2.500 | 09/01/2020 | 251,782.41 | 252,047.74 |
| | 1001 | 912828Z72 | 101088 | 2,000,000.00 | 2,000,000.00 | U S TREASURY NOTES | AFS | | 1.625 | 10/15/2020 | 1,971,118.87 | 1,994,453.12 |
| | 1001 | 912828M98 | 101089 | 2,000,000.00 | 2,000,000.00 | U S TREASURY NOTES | AFS | | 1.625 | 11/30/2020 | 1,968,305.68 | 1,994,375.00 |
| | 1001 | 912828A83 | 101090 | 2,000,000.00 | 2,000,000.00 | U S TREASURY NOTES | AFS | | 2.375 | 12/31/2020 | 1,987,869.31 | 2,016,953.12 |
| 160072529 | 1001 | 31397QC22 | 100721 | 72,602.58 | 72,602.58 | FNR 2011 17-CJ MTHLY-25TH | AFS | NR / AA | 2.750 | 03/25/2021 | 72,679.60 | 72,091.26 |
| 237003937 | 1001 | 41421QCH4 | 100988 | 240,000.00 | 240,000.00 | HARRIS CNTY TX MUD #106 REF GO AGM Q | AFS | | 3.500 | 09/01/2021 | 243,943.31 | 243,728.79 |
| 160074915 | 1001 | 3136A0P35 | 100758 | 75,507.47 | 75,507.47 | FNR 2011 86-DB MTHLY-25TH | AFS | | 1.500 | 09/25/2021 | 75,440.44 | 74,262.81 |
| 154066019 | 1001 | 3134G3KS8 | 100820 | 65,817.41 | 65,817.41 | MLAN 2012 1-A10 MTHLY-15TH (FHLMC ISS | AFS | | 2.060 | 01/15/2022 | 64,222.39 | 63,115.42 |
| 160059301 | 1001 | 31371LMH9 | 100585 | 65,670.22 | 2,800,000.00 | FNMA #255160 | AFS | | 5.500 | 03/01/2024 | 68,449.73 | 68,449.73 |
| 160070470 | 1001 | 31419GCZ5 | 100704 | 165,722.00 | 2,000,000.00 | FNMA #AE5487 | AFS | | 3.500 | 10/01/2025 | 168,121.63 | 171,522.27 |
| 160070590 | 1001 | 3138A2CF4 | 100700 | 112,436.96 | 1,000,000.00 | FNMA #AEH069 | AFS | | 3.500 | 12/01/2025 | 112,773.64 | 116,361.90 |
| 160070471 | 1001 | 31412RLX3 | 100703 | 212,714.32 | 2,000,000.00 | FNMA #932842 | AFS | | 3.500 | 12/01/2025 | 214,935.84 | 220,169.67 |
| 160076666 | 1001 | 3137AEFP2 | 100785 | 137,210.32 | 1,000,000.00 | FHLMC 3941-BE MTHLY-15TH | AFS | | 2.000 | 03/15/2026 | 137,621.29 | 135,720.87 |
| 154064238 | 1001 | 3137AGBF54 | 100778 | 133,956.17 | 1,000,000.00 | FHLMC 3943-BJ MTHLY-15TH | AFS | | 2.000 | 03/15/2026 | 142,724.16 | 140,707.60 |
| 154064655 | 1001 | 3137AHAV7 | 100790 | 111,248.09 | 1,000,000.00 | FHLMC 3939-EB MTHLY-15TH | AFS | | 1.750 | 03/15/2026 | 133,943.81 | 132,014.50 |
| 154063182 | 1001 | 3137AEGP4 | 100759 | 99,058.50 | 1,000,000.00 | FHLMC 3936-KC MTHLY-15TH | AFS | | 1.500 | 03/15/2026 | 111,006.87 | 109,450.32 |
| 154066456 | 1001 | 3137ALEM4 | 100823 | 188,471.65 | 1,000,000.00 | FHR 3998-KG MTHLY-15TH | AFS | | 2.000 | 11/15/2026 | 189,283.93 | 186,158.20 |
| 154067353 | 1001 | 3137APEN5 | 100830 | 251,280.56 | 1,000,000.00 | EHR 4029-LA MTHLY-15TH | AFS | | 2.000 | 01/15/2027 | 252,576.49 | 348,093.61 |
| 154066456 | 1001 | 3137ALSN0 | 100817 | 191,529.28 | 1,000,000.00 | FHLMC 3996-BA MTHLY-15TH | AFS | | 1.500 | 02/15/2027 | 191,468.10 | 186,987.61 |
| 154066895 | 1001 | 3136A5TK2 | 100827 | 180,065.06 | 1,000,000.00 | FN12 33-CD MTHLY-25TH | AFS | | 2.000 | 03/25/2027 | 180,573.11 | 177,693.81 |
| 160078781 | 1001 | 3136A6AA2 | 100831 | 233,529.13 | 1,000,000.00 | FNR 2012 52-DA MTHLY-25TH | AFS | | 2.000 | 05/25/2027 | 234,296.36 | 230,250.92 |
| 154068210 | 1001 | 3137AREY8 | 100835 | 212,789.49 | 1,000,000.00 | EHR 4066-MG MTHLY-15TH | AFS | | 1.500 | 06/15/2027 | 212,176.42 | 207,326.86 |
| 160088054 | 1001 | 3138M8HU0 | 100948 | 761,517.33 | 2,500,000.00 | FNMA #AP4742 | AFS | | 2.500 | 08/01/2027 | 767,046.29 | 769,798.83 |
| 154073464 | 1001 | 3137AVFA0 | 100848 | 528,763.16 | 2,000,000.00 | FHR 4120-NC MTHLY-15TH | AFS | | 1.500 | 10/15/2027 | 531,001.04 | 515,955.97 |
| 154065838 | 1001 | 3137AVUQ6 | 100914 | 298,435.41 | 1,000,000.00 | FHR 4145-LC MTHLY-15TH | AFS | | 1.500 | 12/15/2027 | 299,075.72 | 290,093.95 |
| 154071957 | 1001 | 3136AAEF8 | 100849 | 333,788.92 | 1,000,000.00 | FNR 2012 129-GD MTHLY-25TH | AFS | | 1.500 | 12/25/2027 | 333,438.54 | 323,974.59 |
| 160084831 | 1001 | 3136ABU24 | 100870 | 330,305.48 | 1,000,000.00 | FNR 2013 7-AD MTHLY-25TH | AFS | | 1.500 | 02/25/2028 | 331,645.23 | 320,709.81 |
| 154063838 | 1001 | 3137AFGL0 | 100770 | 279,210.83 | 1,000,000.00 | FHLMC 3925-LD MTHLY-15TH | AFS | | 1.250 | 04/25/2028 | 290,984.37 | 281,322.87 |
| | | | Items 31 | 13,962,975.05 | 40,790,000.00 | | | | 2.087 | | 13,915,809.85 | 13,935,638.46 |

Status Codes: N = New Purchase S = Sold M = Matured C = Called O = Paid Off * = Pre-refunded T = ASC 320 Transfer I = Impaired
Note: Refer to the U.S. Government and Agency Ratings report for ratings on treasury, agency and pass through securities.



(210) 224-5492
(210) 224-8787
9601 McAllister Freeway, Suite 301, San Antonio, Texas 78216-4633

II. Pledge & Safekeeping Reports

| ACCOUNT NUMBER AND TITLE | STARTING BALANCE | DEBIT BALANCE | CREDIT BALANCE | ENDING BALANCE |
|--|---------------------|------------------|-------------------|-------------------|
| 65-010-165 COUNTY SEIZURE HOLD CASH IN BANK | 69,816.37 | 5.82 | 0.00 | 69,822.19 |
| GROUP-TOTAL | 69,816.37 | 5.82 | 0.00 | 69,822.19 |
| 67-010-167 CASH IN BANK - BOND I & S | 143,445.08 | 10,207.47 | 0.00 | 153,652.55 |
| GROUP-TOTAL | 143,445.08 | 10,207.47 | 0.00 | 153,652.55 |
| 72-010-172 FEDERAL SEIZURE CASH IN BANK | 498.41 | 0.00 | 0.00 | 498.41 |
| GROUP-TOTAL | 498.41 | 0.00 | 0.00 | 498.41 |
| 73-010-173 CO. ATTY FORFEITURE FUND | 6,320.63 | 0.00 | 0.00 | 6,320.63 |
| GROUP-TOTAL | 6,320.63 | 0.00 | 0.00 | 6,320.63 |
| 76-010-176 CASH IN BANK CREDIT CARD CLEARING | 150,072.71 | 55,418.60 | 82,636.65 | 122,854.66 |
| GROUP-TOTAL | 150,072.71 | 55,418.60 | 82,636.65 | 122,854.66 |
| 86-010-186 WOODVALLEY ACRES CASH IN BANK I&S | 73,021.60 | 4,219.61 | 77,235.02 | 6.19 |
| GROUP-TOTAL | 73,021.60 | 4,219.61 | 77,235.02 | 6.19 |
| 90-010-190 4TH COURT OF APPEALS CASH IN BANK | 694.80 | 325.00 | 0.00 | 1,019.80 |
| GROUP-TOTAL | 694.80 | 325.00 | 0.00 | 1,019.80 |
| 93-010-193 ST TAX ACCT CASH IN BANK | 43,515.01 | 36,144.67 | 540.00 | 79,119.68 |
| GROUP-TOTAL | 43,515.01 | 36,144.67 | 540.00 | 79,119.68 |
| 95-010-195 LAW LIBRARY CASH IN BANK | 46,267.91 | 1,813.89 | 0.00 | 48,081.80 |
| GROUP-TOTAL | 46,267.91 | 1,813.89 | 0.00 | 48,081.80 |
| 96-010-196 CO ATTY ACCT CASH IN BANK | 31,722.06 | 102.65 | 0.00 | 31,824.71 |
| GROUP-TOTAL | 31,722.06 | 102.65 | 0.00 | 31,824.71 |
| 97-010-197 CIVIL PREPAR CASH IN BANK | 170,699.20 | 2,689.31 | 200.00 | 173,188.51 |
| GROUP-TOTAL | 170,699.20 | 2,689.31 | 200.00 | 173,188.51 |
| REPORT TOTAL | 736,073.78 | 110,927.02 | 160,611.67 | 686,389.13 |

CHECKING ACCOUNTS INTEREST FORM

FOR THE MONTH OF JUNE 2019

| Bank Account Name | Account Number | Int. Rate | Amt of Interest |
|---|---------------------------|----------------------|----------------------------|
| Wilson County General Funds | 12-100-610 | 0.10% | \$70.05 |
| Wilson County Sheriff's Seizure | 65-050-001 | 0.10% | \$5.82 |
| Wilson County Construction Interest & Sinking | 85-100-101 | 0.10% | \$12.55 |
| Wood Valley Interest and Sinking | 86-100-601 | 0.10% | \$6.19 |
| State Tax Account Interest and Sinking | 93-100-001 | 0.10% | \$5.12 |
| Law Library Interest and Sinking | 95-100-415 | 0.10% | \$3.89 |
| HB #825 Attorney Account | 96-100-001 | 0.10% | \$2.65 |
| Civil Preparedness | 97-100-118 | 0.10% | \$14.31 |
| TOTAL | | | \$120.58 |

| ACCOUNT NUMBER AND TITLE | STARTING BALANCE | DEBIT BALANCE | CREDIT BALANCE | ENDING BALANCE |
|--|---------------------|------------------|-------------------|-------------------|
| 12-025-075 INVESTMENTS - TEXPOOL | 11,542,072.46 | 0.00 | 1,000,000.00 | 10,542,072.46 |
| GROUP-TOTAL | 11,542,072.46 | 0.00 | 1,000,000.00 | 10,542,072.46 |
| 12-025-085 INVESTMENTS - PERSHING LLC | 1,000,000.00 | 0.00 | 0.00 | 1,000,000.00 |
| GROUP-TOTAL | 1,000,000.00 | 0.00 | 0.00 | 1,000,000.00 |
| 12-025-090 INVESTMENT IN CD #30668 | 200,000.00 | 0.00 | 0.00 | 200,000.00 |
| GROUP-TOTAL | 200,000.00 | 0.00 | 0.00 | 200,000.00 |
| 65-010-075 COUNTY SEIZURE CD #30311 | 1,966.49 | 0.00 | 0.00 | 1,966.49 |
| GROUP-TOTAL | 1,966.49 | 0.00 | 0.00 | 1,966.49 |
| 67-010-075 CASH IN BANK - TEXAS CLASS | 23,817.07 | 49.07 | 0.00 | 23,866.14 |
| GROUP-TOTAL | 23,817.07 | 49.07 | 0.00 | 23,866.14 |
| 80-010-075 JACKSON MEM PARK CD #30461 | 15,683.09 | 0.00 | 0.00 | 15,683.09 |
| GROUP-TOTAL | 15,683.09 | 0.00 | 0.00 | 15,683.09 |
| 88-010-076 DEWEES REM HOUSE CD #31515 | 8,878.30 | 0.00 | 0.00 | 8,878.30 |
| GROUP-TOTAL | 8,878.30 | 0.00 | 0.00 | 8,878.30 |
| 95-010-075 LAW LIBRARY CD #30030 | 50,855.33 | 6.27 | 0.00 | 50,861.60 |
| GROUP-TOTAL | 50,855.33 | 6.27 | 0.00 | 50,861.60 |
| 97-010-075 CIVIL PREPARENESS CD #30434 | 311,033.76 | 51.13 | 0.00 | 311,084.89 |
| GROUP-TOTAL | 311,033.76 | 51.13 | 0.00 | 311,084.89 |
| REPORT TOTAL | 13,154,306.50 | 106.47 | 1,000,000.00 | 12,154,412.97 |

WILSON COUNTY
INVESTMENT TYPE CD
JUNE 2019

CERTIFICATES OF DEPOSIT

| DESCRIPTION | CD # | ORIGINATION DATE | ORIGINATION AMOUNT | MATURITY DATE | INTEREST PAYS | INTEREST RATE | CONTRIBUTION AMOUNT | WITHDRAWAL AMOUNT | INTEREST PAID | ENDING BOOK BALANCE |
|------------------------|-------|------------------|--------------------|---------------|---------------|---------------|---------------------|-------------------|---------------|---------------------|
| General Funds | 30668 | 08/11/10 | \$200,000.00 | 06/04/19 | Monthly | 0.80% | | \$135.89 | \$135.89 | \$200,000.00 |
| Sheriff Seizure Acct | 30311 | 11/16/08 | \$1,966.49 | 11/14/19 | Yearly | 0.45% | | | | \$1,966.49 |
| Jackson Memorial Fund | 31509 | 05/20/11 | \$15,683.09 | 05/18/19 | Yearly | 0.50% | | | | \$15,683.09 |
| Deweese Remschel House | 31515 | 11/18/13 | \$8,878.30 | 06/18/19 | Yearly | 0.60% | | | | \$8,878.30 |
| Law Library | 30030 | 11/11/08 | \$50,855.33 | 06/17/19 | Monthly | 0.15% | | | \$6.27 | \$50,861.60 |
| Civil Preparedness | 30434 | 04/17/09 | \$311,033.76 | 06/24/19 | Monthly | 0.35% | | | \$51.13 | \$311,084.89 |
| Totals | | | \$588,416.97 | | | 0.48% | | | \$193.29 | \$588,474.37 |

INVESTMENT POOL - TEXPOOL

| DESCRIPTION | INTEREST PAYS | INTEREST RATE | BEGINNING PRINCIPAL | CONTRIBUTION AMOUNT | WITHDRAWAL AMOUNT | MONTHLY INTEREST PAID | ENDING BOOK VALUE |
|----------------|---------------|---------------|---------------------|---------------------|-------------------|-----------------------|-------------------|
| 449/7880600001 | Monthly | 2.3812% | \$11,542,072.46 | | \$1,022,193.84 | \$22,193.84 | \$10,542,072.46 |

S CLASS - WILSON COUNTY COUNSTRUCTION INTEREST & SINKING ACCOUNT

| DESCRIPTION | INTEREST PAYS | INTEREST RATE | BEGINNING PRINCIPAL | CONTRIBUTION AMOUNT | WITHDRAWAL AMOUNT | MONTHLY INTEREST PAID | ENDING BOOK VALUE |
|--|---------------|---------------|---------------------|---------------------|-------------------|-----------------------|-------------------|
| TX-01-0499-0002 Int & Sinking Construct Acct | Monthly | 2.50% | \$23,817.07 | | | \$49.07 | \$23,866.14 |

Total Investments

\$12,154,412.97

FINANCIAL NORTHEASTERN COMPANIES

| DESCRIPTION | INTEREST PAYS | INTEREST RATE | BEGINNING PRINCIPAL | NET CHANGE PORTFOLIO | WITHDRAWAL AMOUNT | MONTHLY INTEREST PAID | ENDING BOOK VALUE |
|-------------|---------------|---------------|---------------------|----------------------|-------------------|-----------------------|-------------------|
| | | 2.5300% | \$1,000,000.00 | \$1,716.10 | \$2,255.37 | \$539.27 | \$1,000,000.00 |

| Date | Daily Rate (%) | YTD Yield (%) | 7-Day Yield (%) | WAM Days to Reset | WAM Days to Final | Daily Dividend | Net Asset Value (NAV) |
|-----------|----------------|---------------|-----------------|-------------------|-------------------|----------------|-----------------------|
| 6/1/2019 | 2.5451 | 2.6009 | 2.546 | 47 | 79 | 6.97288E-05 | 0.9999825 |
| 6/2/2019 | 2.5451 | 2.6005 | 2.5456 | 47 | 79 | 6.97288E-05 | 0.9999825 |
| 6/3/2019 | 2.5359 | 2.6001 | 2.544 | 48 | 78 | 6.94763E-05 | 1.00010737 |
| 6/4/2019 | 2.5351 | 2.5997 | 2.5424 | 48 | 77 | 6.94548E-05 | 1.00012856 |
| 6/5/2019 | 2.5251 | 2.5992 | 2.5395 | 51 | 80 | 6.91808E-05 | 1.00012718 |
| 6/6/2019 | 2.5251 | 2.5987 | 2.5366 | 54 | 82 | 6.91808E-05 | 1.00014755 |
| 6/7/2019 | 2.5153 | 2.5982 | 2.5324 | 54 | 82 | 6.89125E-05 | 1.00003648 |
| 6/8/2019 | 2.5153 | 2.5977 | 2.5281 | 54 | 82 | 6.89125E-05 | 1.00003648 |
| 6/9/2019 | 2.5153 | 2.5972 | 2.5239 | 54 | 82 | 6.89125E-05 | 1.00003648 |
| 6/10/2019 | 2.5151 | 2.5967 | 2.5209 | 54 | 81 | 6.89068E-05 | 1.00017787 |
| 6/11/2019 | 2.5151 | 2.5962 | 2.518 | 55 | 81 | 6.89069E-05 | 1.00016117 |
| 6/12/2019 | 2.5064 | 2.5956 | 2.5154 | 54 | 81 | 6.86682E-05 | 1.00015377 |
| 6/13/2019 | 2.507 | 2.5951 | 2.5128 | 53 | 79 | 6.86861E-05 | 1.00015651 |
| 6/14/2019 | 2.5051 | 2.5945 | 2.5113 | 53 | 79 | 6.86329E-05 | 1.00008146 |
| 6/15/2019 | 2.5051 | 2.594 | 2.5099 | 53 | 79 | 6.86329E-05 | 1.00008146 |
| 6/16/2019 | 2.5051 | 2.5935 | 2.5084 | 53 | 79 | 6.86329E-05 | 1.00008146 |
| 6/17/2019 | 2.4958 | 2.5929 | 2.5057 | 51 | 77 | 6.83769E-05 | 1.00015057 |
| 6/18/2019 | 2.4951 | 2.5923 | 2.5028 | 54 | 79 | 6.83589E-05 | 1.00015718 |
| 6/19/2019 | 2.4951 | 2.5917 | 2.5012 | 54 | 79 | 6.83589E-05 | 1.00016152 |
| 6/20/2019 | 2.4851 | 2.5911 | 2.4981 | 53 | 78 | 6.80849E-05 | 1.00022023 |
| 6/21/2019 | 2.4851 | 2.5905 | 2.4952 | 52 | 77 | 6.80849E-05 | 1.0001242 |
| 6/22/2019 | 2.4851 | 2.5899 | 2.4923 | 52 | 77 | 6.80849E-05 | 1.0001242 |
| 6/23/2019 | 2.4851 | 2.5893 | 2.4895 | 52 | 77 | 6.80849E-05 | 1.0001242 |
| 6/24/2019 | 2.4852 | 2.5887 | 2.488 | 51 | 77 | 6.80872E-05 | 1.0002182 |
| 6/25/2019 | 2.4851 | 2.5881 | 2.4865 | 51 | 76 | 6.80849E-05 | 1.00022329 |
| 6/26/2019 | 2.4765 | 2.5875 | 2.4839 | 51 | 77 | 6.78498E-05 | 1.00019979 |
| 6/27/2019 | 2.5243 | 2.5871 | 2.4895 | 51 | 77 | 6.91596E-05 | 1.00019279 |
| 6/28/2019 | 2.4786 | 2.5865 | 2.4886 | 51 | 76 | 6.79059E-05 | 1.00011072 |
| 6/29/2019 | 2.4786 | 2.5859 | 2.4876 | 51 | 76 | 6.79059E-05 | 1.00011072 |
| 6/30/2019 | 2.4786 | 2.5853 | 2.4867 | 51 | 76 | 6.79059E-05 | 1.00011072 |



About TexPool | Contact Us

Home Pools Market Views Account Access Account Documents Resources

TexPool

Overview Portfolio Characteristics Performance Literature

Daily Performance from 06-01-2019 to 06-30-2019

| As of Date | Daily Net Yield (%) | Dividend Factor | 7 Day Net Yield (%) | Daily Assets (\$) | NAV (\$) | Weighted Average Maturity (WAM) | Weighted Average Life (WAL) |
|------------|---------------------|-----------------|---------------------|-------------------|----------|---------------------------------|-----------------------------|
| 06-01-2019 | 2.4334 | 0.000066669 | 2.4000 | 21,351,858,377.08 | 1.00008 | 38 | 103 |
| 06-02-2019 | 2.4334 | 0.000066669 | 2.4100 | 21,351,858,377.08 | 1.00008 | 38 | 103 |
| 06-03-2019 | 2.4221 | 0.000066360 | 2.4200 | 21,380,254,614.26 | 1.00011 | 35 | 101 |
| 06-04-2019 | 2.3873 | 0.000065405 | 2.4200 | 21,360,670,465.82 | 1.00012 | 36 | 101 |
| 06-05-2019 | 2.3782 | 0.000065156 | 2.4100 | 21,327,554,908.33 | 1.00010 | 35 | 100 |
| 06-06-2019 | 2.3793 | 0.000065187 | 2.4100 | 21,308,901,905.04 | 1.00011 | 35 | 100 |
| 06-07-2019 | 2.3793 | 0.000065185 | 2.4000 | 21,340,841,082.37 | 1.00013 | 35 | 100 |
| 06-08-2019 | 2.3793 | 0.000065185 | 2.3900 | 21,340,841,082.37 | 1.00013 | 35 | 100 |
| 06-09-2019 | 2.3793 | 0.000065185 | 2.3900 | 21,340,841,082.37 | 1.00013 | 35 | 100 |
| 06-10-2019 | 2.3778 | 0.000065146 | 2.3800 | 21,281,183,092.91 | 1.00013 | 35 | 99 |
| 06-11-2019 | 2.3738 | 0.000065036 | 2.3800 | 21,210,568,586.40 | 1.00012 | 36 | 102 |
| 06-12-2019 | 2.3702 | 0.000064936 | 2.3800 | 21,277,363,773.58 | 1.00011 | 36 | 101 |
| 06-13-2019 | 2.3621 | 0.000064714 | 2.3700 | 21,260,159,783.34 | 1.00013 | 36 | 107 |
| 06-14-2019 | 2.3511 | 0.000064414 | 2.3700 | 21,296,730,042.63 | 1.00012 | 37 | 108 |
| 06-15-2019 | 2.3511 | 0.000064414 | 2.3700 | 21,296,730,042.63 | 1.00012 | 37 | 108 |
| 06-16-2019 | 2.3511 | 0.000064414 | 2.3600 | 21,296,730,042.63 | 1.00012 | 37 | 108 |
| 06-17-2019 | 2.3712 | 0.000064965 | 2.3600 | 21,310,879,312.84 | 1.00012 | 36 | 107 |
| 06-18-2019 | 2.3666 | 0.000064838 | 2.3600 | 21,331,834,606.05 | 1.00011 | 36 | 106 |
| 06-19-2019 | 2.3555 | 0.000064533 | 2.3600 | 21,282,782,860.14 | 1.00016 | 36 | 108 |
| 06-20-2019 | 2.3489 | 0.000064353 | 2.3600 | 21,212,739,154.46 | 1.00013 | 37 | 109 |
| 06-21-2019 | 2.3557 | 0.000064539 | 2.3600 | 21,176,490,444.32 | 1.00014 | 37 | 109 |
| 06-22-2019 | 2.3557 | 0.000064539 | 2.3600 | 21,176,490,444.32 | 1.00014 | 37 | 109 |
| 06-23-2019 | 2.3557 | 0.000064539 | 2.3600 | 21,176,490,444.32 | 1.00014 | 37 | 109 |
| 06-24-2019 | 2.3686 | 0.000064893 | 2.3600 | 21,121,135,234.69 | 1.00014 | 35 | 107 |
| 06-25-2019 | 2.3821 | 0.000065262 | 2.3600 | 21,412,354,033.04 | 1.00012 | 35 | 105 |
| 06-26-2019 | 2.3930 | 0.000065563 | 2.3700 | 21,364,601,718.31 | 1.00011 | 34 | 106 |
| 06-27-2019 | 2.3927 | 0.000065554 | 2.3700 | 21,399,266,035.45 | 1.00011 | 34 | 105 |
| 06-28-2019 | 2.4274 | 0.000066504 | 2.3800 | 21,252,088,437.56 | 1.00012 | 35 | 107 |
| 06-29-2019 | 2.4274 | 0.000066504 | 2.3900 | 21,252,088,437.56 | 1.00012 | 35 | 107 |
| 06-30-2019 | 2.4274 | 0.000066504 | 2.4000 | 21,252,088,437.56 | 1.00012 | 35 | 107 |

Monthly Performance from 06-30-2019 to 06-30-2019

| As of Date | Average Monthly Rate (%) | Average Monthly Dividend Factor | Average Monthly 7 Day Rate (%) | Average Monthly Balance (\$) | Weighted Average Maturity (WAM) | Weighted Average Life (WAL) | Participants |
|------------|--------------------------|---------------------------------|--------------------------------|------------------------------|---------------------------------|-----------------------------|--------------|
| 06-30-2019 | 2.3812 | 0.000065239 | 2.3803 | 21,291,480,561.98 | 36 | 105 | 2571 |

≡

WILSON COUNTY, TEXAS
SCHEDULE OF INDEBTEDNESS
Jun-19

| ROAD & BRIDGE WARRANTS 9/30/2005 | SERIES UNPAID | DATE ISSUED | INTEREST RATE | TOTAL AMOUNT ORIGINAL ISSUE | TOTAL OUTSTANDING |
|--|------------------|----------------|------------------|--------------------------------|----------------------|
| Wood Valley | 1 | 7/15/2004 | 5.25% | \$719,346.20 | \$70,479.49 |
| TOTAL WARRANTS | | | | \$719,346.20 | \$70,479.49 |
| LEASE PURCHASES | | | | | |
| Precinct No. 1 Peterbilt Truck | 39 of 60 | 9/25/2017 | 2.590% | \$116,266.41 | \$77,272.28 |
| Precinct No. 1 Asphalt Zipper | 48 of 60 | 6/4/2018 | 3.690% | \$143,580.00 | \$116,940.09 |
| Precinct No. 2 Truck | 24 of 60 | 5/3/2016 | 2.340% | \$111,696.01 | \$44,366.52 |
| Precinct No. 2 Caterpillar 12M3 Motor Grader | 30 of 60 | 10/16/2017 | 4.200% | \$232,684.00 | \$160,475.34 |
| Wilson County Collection Facility Skid Steer | 18 of 48 | 12/15/2016 | 2.340% | \$41,156.00 | \$15,886.17 |
| Precinct No. 3 Peterbilt Dump Truck | 45 of 60 | 12/12/2017 | 2.5900% | \$116,266.11 | \$88,991.31 |
| Precinct No. 3 Water Truck | 29 of 36 | 11/9/2018 | 3.8900% | \$49,000.00 | \$39,913.95 |
| Precinct No. 4 Peterbilt Dump Truck | 47 of 60 | 4/23/2018 | 3.5240% | \$114,212.99 | \$89,339.63 |
| Precinct No. 4 Peterbilt Dump Truck | 49 of 60 | 6/7/2018 | 3.7400% | \$114,196.57 | \$94,824.56 |
| TOTAL LEASE PURCHASES | | | | \$1,039,058.09 | \$728,009.85 |
| BONDED DEBT | | | | | |
| Series 2014 Limited Tax Refunding Bond | 2014 | 2/20/2014 | 2.50% | \$8,215,000.00 | \$6,730,000.00 |
| GRAND TOTAL | | | | \$9,973,404.29 | \$7,528,489.34 |

Jan Hartl
County Treasurer
Wilson County

AFFIDAVIT
WILSON COUNTY TREASURER'S REPORT
FOR THE MONTH OF JUNE 2019
REGULAR TERM

We, the undersigned County Commissioners and County Judge of Wilson County, have compared, and examined the report of Jan Hartl, County Treasurer of Wilson County, for the month of JUNE . Finding same correct and Article 114.026 of the Local Government Code has been complied with, we have caused an order to be entered upon the minutes of Commissioners' Court meeting stating the approval of Treasurer's report by our court. The amount of cash and other amounts in the custody of the County Treasurer, Jan Hartl, for JUNE are:


| | |
|-----------------------------|---------------------|
| WILSON COUNTY GENERAL FUNDS | 864,619.62 |
| OTHER BANK ACCOUNTS | 686,389.13 |
| TOTAL | <u>1,551,008.75</u> |

| | |
|---|----------------------|
| INVESTMENTS: | |
| CERTIFICATES OF DEPOSIT | 588,474.37 |
| TEXPOOL | 10,542,072.46 |
| TEXAS CLASS - CONSTRUCTION INTEREST & SINKING | 23,866.14 |
| FINANCIAL NORTHEASTERN SERVICES - BROKER CD'S | 1,000,000.00 |
| TOTAL | <u>12,154,412.97</u> |

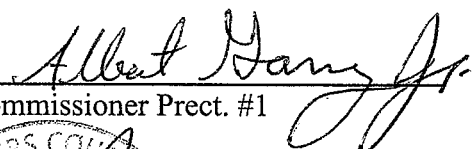
| | |
|-------|---------------|
| TOTAL | 13,705,421.72 |
|-------|---------------|

| | |
|-----------------------|--------------|
| COMBINED INDEBTEDNESS | 7,528,489.34 |
|-----------------------|--------------|


WITNESS our hands, officially this the 12TH day of AUGUST 2019





County Judge




Commissioner Prec. #1




Commissioner Prec. #3

Commissioner Prec. #2



Commissioner Prec. #4



Eva S. Martinez
County Clerk, Wilson County