

June 8, 2020

*The Honorable Commissioners' Court  
Wilson County  
Floresville, TX 78114*

*Honorable Members of the Court:*

*In compliance with Article 114.026 of the Local Government Code, and also in compliance with House Bill 2459, Public Funds Investment Act, this monthly report and investment report for the month ending April 30, 2020 is submitted for your review for the recording in the minutes of the court.*


*The investments have been made in compliance with Wilson County's investment policy. It will be the objective of the county to earn the maximum rate of return allowed on its investments within policies imposed by its safety and liquidity objectives.*

*In accordance with House Bill 2459, Wilson County has diversified its portfolio. The total balance of all funds is \$16,686,598.76. Wilson County has 0.08% in Cash Management Accounts, 0.04% in Certificates of Deposits, 0.82% in Texpool, 0.06% in Broker CD's, and 0.00% in Texas Class. The deposits and withdrawals of the accounts are listed on the following pages.*

*Investments are made with the intention of holding to maturity, but with the ability to liquidate should funds be needed. Total interest earned for the month ending April 30, 2020 is \$5,569.91. The average rate of return for the month being .73%.*

*It is an honor for me, as your County Treasurer to serve the Court and the citizens as the Certified Investment Officer for Wilson County.*

*Respectfully Submitted,*



*Jan Hartl*

*Wilson County Treasurer*

ACCOUNT NUMBER AND TITLE	STARTING BALANCE	DEBIT BALANCE	CREDIT BALANCE	ENDING BALANCE
12-010-010 CASH IN BANK GENERAL FUND	3,845,947.47-	1,815,463.78	1,183,889.28	3,214,372.97-
20-010-010 CASH IN BANK LEOSE ACCT	46,090.00	0.00	365.00	45,725.00
21-010-010 R&B #1 CASH IN BANK	471,258.55	29,388.90	76,281.71	424,365.74
22-010-010 R&B #2 CASH IN BANK	846,763.33	47,646.14	80,249.72	814,159.75
23-010-010 R & B #3 CASH IN BANK	471,036.66	40,718.73	61,866.31	449,889.08
24-010-010 R&B #4 CASH IN BANK	796,364.62	47,843.20	99,030.75	745,177.07
25-010-010 TOTAL CASH IN BANK CIVIL FEES REPOR	18,583.86	11,635.90	29,514.76	705.00
26-010-010 CASH COURTHOUSE SECURITY	82,246.52-	3,425.97	22,651.46	101,472.01-
27-010-010 SPECIALITY COURT CASH IN BANK	35.12	30.57	0.00	65.69
28-010-010 CASH IN BANK	30.27	4.59	0.00	34.86
29-010-010 CASH IN BANK	1,463.58	1,147.90	0.00	2,611.48
33-010-010 E & O CASH IN BANK	9,775.50-	505.00	0.00	9,270.50-
34-010-010 LIBRARY CASH IN BANK	300,318.80	7,077.82	29,485.74	277,910.88
36-010-010 JURY CASH IN BANK	853.20-	279.49	2,099.98	2,673.69-
37-010-010 CASH IN BANK - STATE COURT COST & F	1,019.53-	422.00	422.00	1,019.53-
39-010-010 SUBDIVISION CASH IN BANK	68,710.01	400.00	2,370.00	66,740.01
40-010-010 RECORDING FEE CASH N BANK	942,265.97	23,268.71	4,404.50	961,130.18
42-010-010 CASH CHILD ABUSE FUND	0.00	0.00	0.00	0.00
43-010-010 CASH PRETRIAL INTERV PROGRAM FUND	205,109.19	4,500.00	6,425.78	203,183.41
44-010-010 J.P.TECH CASH IN THE BANK	20,788.90	1,639.44	3,561.89	18,866.45
46-010-010 O.C. HOLDING ACCOUNT-CASH IN BANK	15,750.00	0.00	0.00	15,750.00
48-010-010 CASH IN BANK	0.00	0.00	0.00	0.00
50-010-010 COUNTY TIF GRANT	95,401.30	0.00	0.00	95,401.30
51-010-010 FEMA 4223 DR TX BANK	0.01	0.00	0.00	0.01
52-010-010 VAWA-GRANT 3015403	4,691.54-	0.00	11,168.08	15,859.62-
53-010-010 VOCA GRANT 3309902 BANK ACCT	44,585.87-	0.00	4,643.72	49,229.59-
54-010-010 CASH IN BANK - HOT CHECK HOLDING	75.00-	362.00	362.00	75.00-
55-010-010 BODY ARMOR-GRANT-3513201	0.00	0.00	0.00	0.00
56-010-010 OFFICER SAFETY - GRANT 35626-01	0.00	0.00	0.00	0.00
57-010-010 J.P. HOLDING ACCOUNT CASH IN BANK	149,111.51	192,196.40	262,877.27	78,430.64
59-010-010 CASH IN BANK - INMATE PH	38,471.78	2,311.20	0.00	40,782.98
62-010-010 CASH IN BANK-COMMUNITY ECONOMIC DEV	3,816.37	0.00	0.00	3,816.37
63-010-010 COUNTY CLERK TECH - CASH IN BANK	2,541.00	24.00	0.00	2,565.00
64-010-010 JUV CASE MGT FUND - CASH IN BANK	125.00	0.00	0.00	125.00
89-010-010 CASH IN BANK-SS SHOOTING FUND	0.00	0.00	0.00	0.00
95-010-010 LAW LIBRARY PAYROLL	40,535.72-	0.00	1,564.92	42,100.64-
GROUP-TOTAL	464,305.48	2,230,291.74	1,883,234.87	811,362.35
REPORT TOTAL	464,305.48	2,230,291.74	1,883,234.87	811,362.35

**Pledge Report by Maturity Date**  
Pledge V: WILSON COUNTY

Receipt	SK Code	Cusip	ID #	Current Face	Original Face	Description	ASC 320	Moody / S&P	Coupon	Maturity	Book Value	Fair Value
160075974	1001	3137AFXP2	100785	91,166.28	1,000,000.00	FHLMC 3941-BE MTHLY-15TH	AFS		2.000	03/15/2036	91,367.93	91,412.57
154073464	1001	3137AWUQ6	100914	236,839.99	1,000,000.00	FHR 4145-LC MTHLY-15TH	AFS		1.500	12/15/2027	237,305.56	238,296.95
160084831	1001	3136ADENS	100900	233,074.90	1,000,000.00	FNR 2013 36-JC MTHLY-25TH	AFS		1.250	04/23/2028	232,998.44	233,091.97
	1001	3128MMYZ0	101109	1,415,734.94	2,200,000.00	FHLMC G #18727	AFS		4.000	03/01/2034	1,469,019.99	1,514,836.39
	1001	3141SDCT7	101107	1,489,267.82	2,000,000.00	FNMA #MA3681	AFS		3.000	06/01/2034	1,508,012.42	1,562,335.02
	1001	3132D3Y6	101133	4,690,071.05	5,000,000.00	FHLMC #SB8015	AFS		2.500	11/01/2034	4,740,009.69	4,876,208.24
			Items 6	8,156,154.98	12,200,000.00				2.781		8,278,714.03	8,516,181.14

Status Codes: N = New Purchase S = Sold M = Maturity C = Called O = Paid Off \* = Pre-refunded T = ASC 320 Transfer I = Impaired  
Note: Refer to the U.S. Government and Agency Ratings report for ratings on treasury, agency and pass through securities.



9601 McAllister Freeway, Suite 301, San Antonio, Texas 78216-4633  
Phone: (210) 224-5492  
Fax: (210) 224-8787

**II. Pledge & Safekeeping Reports**

ACCOUNT NUMBER AND TITLE	STARTING BALANCE	DEBIT BALANCE	CREDIT BALANCE	ENDING BALANCE
65-010-165 COUNTY SEIZURE HOLD CASH IN BANK	49,791.50	0.41	8,850.00	40,941.91
GROUP-TOTAL	49,791.50	0.41	8,850.00	40,941.91
67-010-167 CASH IN BANK - BOND I & S	97,788.08	10,661.65	0.00	108,449.73
GROUP-TOTAL	97,788.08	10,661.65	0.00	108,449.73
72-010-172 FEDERAL SEIZURE CASH IN BANK	498.41	0.00	0.00	498.41
GROUP-TOTAL	498.41	0.00	0.00	498.41
73-010-173 CO. ATTY FORFEITURE FUND	6,320.63	0.00	0.00	6,320.63
GROUP-TOTAL	6,320.63	0.00	0.00	6,320.63
76-010-176 CASH IN BANK CREDIT CARD CLEARING	95,615.86	54,945.72	95,367.46	55,194.12
GROUP-TOTAL	95,615.86	54,945.72	95,367.46	55,194.12
86-010-186 WOODVALLEY ACRES CASH IN BANK I&S	938.49	0.01	10.00	928.50
GROUP-TOTAL	938.49	0.01	10.00	928.50
90-010-190 4TH COURT OF APPEALS CASH IN BANK	1,689.80	395.00	1,390.00	694.80
GROUP-TOTAL	1,689.80	395.00	1,390.00	694.80
93-010-193 ST TAX ACCT CASH IN BANK	100,351.65	45,453.33	140,922.22	4,882.76
GROUP-TOTAL	100,351.65	45,453.33	140,922.22	4,882.76
95-010-195 LAW LIBRARY CASH IN BANK	66,556.43	2,425.57	0.00	68,982.00
GROUP-TOTAL	66,556.43	2,425.57	0.00	68,982.00
96-010-196 CO ATTY ACCT CASH IN BANK	29,553.29	60.25	0.00	29,613.54
GROUP-TOTAL	29,553.29	60.25	0.00	29,613.54
97-010-197 CIVIL PREPAR CASH IN BANK	215,674.45	4,101.81	0.00	219,776.26
GROUP-TOTAL	215,674.45	4,101.81	0.00	219,776.26
REPORT TOTAL	664,778.59	118,043.75	246,539.68	536,282.66

**CHECKING ACCOUNTS INTEREST FORM**

FOR THE MONTH OF APRIL 2020

<b>Bank Account Name</b>	<b>Account Number</b>	<b>Int. Rate</b>	<b>Amt of Interest</b>
Wilson County General Funds	12-100-610	0.01%	\$10.80
Wilson County Sheriff's Seizure	65-050-001	0.01%	\$0.41
Wilson County Construction Interest & Sinking	67-100-600	0.01%	\$0.86
Wood Valley Interest and Sinking	86-100-601	0.01%	\$0.01
State Tax Account Interest and Sinking	93-100-001	0.01%	\$1.02
Law Library Interest and Sinking	95-100-415	0.01%	\$0.57
HB #825 Attorney Account	96-100-001	0.01%	\$0.25
Civil Preparedness	97-100-118	0.01%	\$8.45
<b>TOTAL</b>		0.01%	\$22.37

ACCOUNT NUMBER AND TITLE	STARTING BALANCE	DEBIT BALANCE	CREDIT BALANCE	ENDING BALANCE
12-025-075 INVESTMENTS - TEXPOOL	14,692,072.46	0.00	1,000,000.00	13,692,072.46
GROUP-TOTAL	14,692,072.46	0.00	1,000,000.00	13,692,072.46
12-025-090 INVESTMENT IN CD #30668	200,000.00	0.00	0.00	200,000.00
GROUP-TOTAL	200,000.00	0.00	0.00	200,000.00
65-010-075 COUNTY SEIZURE CD #30311	1,978.29	0.00	0.00	1,978.29
GROUP-TOTAL	1,978.29	0.00	0.00	1,978.29
67-010-075 CASH IN BANK - TEXAS CLASS	57,305.54	51.69	0.00	57,357.23
GROUP-TOTAL	57,305.54	51.69	0.00	57,357.23
80-010-075 JACKSON MEM PARK CD #30461	15,777.19	0.00	0.00	15,777.19
GROUP-TOTAL	15,777.19	0.00	0.00	15,777.19
88-010-076 DEWEES REM HOUSE CD #31515	8,931.57	0.00	0.00	8,931.57
GROUP-TOTAL	8,931.57	0.00	0.00	8,931.57
95-010-075 LAW LIBRARY CD #30030	50,918.06	2.09	0.00	50,920.15
GROUP-TOTAL	50,918.06	2.09	0.00	50,920.15
97-010-075 CIVIL PREPARENESS CD #30434	311,827.16	89.70	0.00	311,916.86
GROUP-TOTAL	311,827.16	89.70	0.00	311,916.86
REPORT TOTAL	15,338,810.27	143.48	1,000,000.00	14,338,953.75

WILSON COUNTY  
INVESTMENT TYPE CD  
APRIL 2020

CERTIFICATES OF DEPOSIT

DESCRIPTION	CD #	ORIGINATION DATE	ORIGINATION AMOUNT	MATURITY DATE	INTEREST PAYS	INTEREST RATE	CONTRIBUTION AMOUNT	WITHDRAWAL AMOUNT	INTEREST PAID	ENDING BOOK BALANCE
General Funds	30668	08/11/10	\$200,000.00	04/04/20	Monthly	1.10%		\$186.85	\$186.85	\$200,000.00
Sheriff Seizure Acct	30311	11/16/08	\$1,978.29	11/13/20	Yearly	0.90%				\$1,978.29
Jackson Memorial Fund	31509	05/20/11	\$15,777.19	05/18/20	Yearly	0.80%				\$15,777.19
Deweese Remschel House	31515	11/18/13	\$8,931.57	06/18/20	Yearly	0.90%				\$8,931.57
Law Library	30030	11/11/08	\$50,918.06	04/12/20	Monthly	0.02%			\$2.09	\$50,920.15
Civil Preparedness	30434	11/17/09	\$311,827.16	04/20/20	Monthly	0.05%			\$89.70	\$311,916.86
Totals			\$589,432.27			0.63%			\$278.64	\$589,724.06

INVESTMENT POOL - TEXPOOL

DESCRIPTION	INTEREST PAYS	INTEREST RATE	BEGINNING PRINCIPAL	CONTRIBUTION AMOUNT	WITHDRAWAL AMOUNT	MONTHLY INTEREST PAID	ENDING BOOK VALUE
449/7880600001	Monthly	0.4552%	\$14,692,072.46		\$1,005,197.52	\$5,197.52	\$13,692,072.46

S CLASS - WILSON COUNTY COUNSTRUCTION INTEREST & SINKING ACCOUNT

DESCRIPTION	INTEREST PAYS	INTEREST RATE	BEGINNING PRINCIPAL	CONTRIBUTION AMOUNT	WITHDRAWAL AMOUNT	MONTHLY INTEREST PAID	ENDING BOOK VALUE
TX-01-0499-0002 Int & Sinking Construct Acct	Monthly	1.10%	\$57,305.54			\$51.69	\$57,357.23

Total Investments \$14,338,953.75

**TEXAS CLASS INTEREST  
APRIL 2020**

Date	Daily Rate (%)	YTD Yield (%)	7-Day Yield (%)	WAM Days to Reset	WAM Days to Final	Daily Dividend	Net Asset Value (NAV)
4/1/2020	1.1876	1.6915	1.2215	45	66	3.24475E-05	1.00042231
4/2/2020	1.1671	1.6859	1.208	46	67	3.18882E-05	1.00024355
4/3/2020	1.1509	1.6802	1.1965	46	67	3.14458E-05	1.00039595
4/4/2020	1.1509	1.6746	1.1851	46	67	3.14458E-05	1.00039595
4/5/2020	1.1509	1.6692	1.1736	46	67	3.14458E-05	1.00039595
4/6/2020	1.1422	1.6638	1.1639	48	68	3.12079E-05	1.00069401
4/7/2020	1.1432	1.6584	1.1561	50	69	3.12341E-05	1.00069136
4/8/2020	1.139	1.6532	1.1492	52	71	3.11202E-05	1.0007539
4/9/2020	1.1316	1.648	1.1441	53	72	3.09178E-05	1.00062395
4/10/2020	1.1316	1.6429	1.1413	53	72	3.09178E-05	1.00062395
4/11/2020	1.1316	1.6379	1.1386	53	72	3.09178E-05	1.00062395
4/12/2020	1.1316	1.6329	1.1358	53	72	3.09178E-05	1.00062395
4/13/2020	1.1258	1.6281	1.1335	52	71	3.07606E-05	1.00023943
4/14/2020	1.1303	1.6233	1.1316	54	72	3.08833E-05	1.00073165
4/15/2020	1.1151	1.6185	1.1282	54	71	3.04672E-05	1.00077107
4/16/2020	1.109	1.6138	1.125	53	70	3.03014E-05	1.00090902
4/17/2020	1.1034	1.609	1.121	53	70	3.01462E-05	1.00088339
4/18/2020	1.1034	1.6044	1.1169	53	70	3.01462E-05	1.00088339
4/19/2020	1.1034	1.5998	1.1129	53	70	3.01462E-05	1.00088339
4/20/2020	1.079	1.5952	1.1062	53	70	2.94809E-05	1.00096039
4/21/2020	1.0667	1.5904	1.0971	55	71	2.91435E-05	1.00070123
4/22/2020	1.0651	1.5858	1.09	55	71	2.91011E-05	1.00073991
4/23/2020	1.0603	1.5812	1.083	54	70	2.897E-05	1.00085179
4/24/2020	1.0521	1.5766	1.0757	54	70	2.87463E-05	1.00092931
4/25/2020	1.0521	1.5721	1.0684	54	70	2.87463E-05	1.00092931
4/26/2020	1.0521	1.5676	1.0611	54	70	2.87463E-05	1.00092931
4/27/2020	1.0354	1.5631	1.0548	53	69	2.82887E-05	1.00096325
4/28/2020	1.0055	1.5584	1.0461	53	68	2.74727E-05	1.00097358
4/29/2020	0.9929	1.5537	1.0358	53	69	2.71286E-05	1.00104564
4/30/2020	0.9751	1.5489	1.0236	55	71	2.66421E-05	1.00087402





## Pool Information

Location: 78806  
Wilson County

### TexPool

Average Daily Net Yield for April 0.4552%  
Average Dividend Factor for April 0.000012471

#### Information as of

May 5, 2020  
Daily Net Yield 0.3213%  
Dividend Factor 0.000008803  
7 Day Net Yield 0.33%  
Daily Assets \$27,776,458,582.21  
Weighted Average Maturity 30 days  
Weighted Average Life 109 days  
NAV 1.00038

### TexPool Prime

Average Daily Net Yield for April 0.9409%  
Average Dividend Factor for April 0.000025779

#### Information as of

May 5, 2020  
Daily Net Yield 0.8411%  
Dividend Factor 0.000023043  
7 Day Net Yield 0.89%  
Daily Assets \$7,103,641,467.46  
Weighted Average Maturity 51 days  
Weighted Average Life 71 days  
NAV 1.00078

#### Contact Information

Participant Services 1-866-839-7665

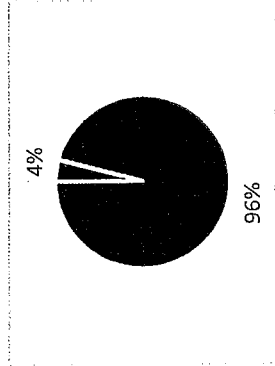
Performance quoted represents past performance which is no guarantee of future results. Investment return will vary. The value of an investment when redeemed may be worth more or less than the original cost. Current performance may be higher or lower than what is stated.

**Portfolio at a Glance**

	This Period
<b>BEGINNING ACCOUNT VALUE</b>	\$1,028,650.31
Dividends, Interest and Other Income	539.27
Net Changes in Portfolio	6,520.83
<b>ENDING ACCOUNT VALUE</b>	<b>\$1,035,710.41</b>
Estimated Annual Income	\$16,834.50

Net Change in Portfolio is the difference between the ending account value and beginning account value after activity.

**Asset Summary**



Asset Type	Percent	Value
Cash, Money Funds, and Bank Deposits	4%	36,688.24
Fixed Income	96%	999,022.17
<b>Account Total (Pie Chart)</b>	<b>100%</b>	<b>1,035,710.41</b>

**Income and Expense Summary**

	Current Period		Year to Date	
	Taxable	Non-Taxable	Taxable	Non-Taxable
Interest Income	539.27	0.00	14,415.76	0.00
Other Interest				
<b>Total Income</b>	<b>\$12,797.95</b>	<b>\$0.00</b>	<b>\$14,415.76</b>	<b>\$0.00</b>

**Activity Summary**

	Credits This Period	Debits This Period	Net This Period	Credits Year to Date	Debits Year to Date	Net Year to Date
<b>Securities</b>						
Securities Bought	0.00	0.00	0.00	0.00	-493,000.00	-493,000.00
Total Securities	0.00	0.00	0.00	\$0.00	(\$493,000.00)	(\$493,000.00)
Dividends and Interest	\$539.27	0.00	\$539.27	\$14,415.76	\$0.00	\$14,415.76
Distributions	\$0.00	0.00	\$0.00	\$513,000.00	\$0.00	\$513,000.00
<b>Totals</b>	<b>\$539.27</b>	<b>-493,000.00</b>	<b>\$539.27</b>	<b>\$527,415.76</b>	<b>(\$493,000.00)</b>	<b>\$34,415.76</b>

Description	Quantity	Opening Balance	Closing Balance	Accrued Income	30-Day Yield
-------------	----------	-----------------	-----------------	----------------	--------------

**CASH, MONEY FUNDS AND BANK DEPOSITS 4.00% of Portfolio**

Cash Balance	36,148.97	36,688.24			
--------------	-----------	-----------	--	--	--

**TOTAL CASH, MONEY FUNDS AND**

<b>BANK DEPOSITS</b>	\$36,148.97	\$36,688.24	\$0.00		
----------------------	-------------	-------------	--------	--	--

**Description**

**FIXED INCOME 96.00% of Portfolio (In Maturity Date Sequence**

**Certificate of Deposit**

Description	Quantity	Market Price	Market Value	Accrued Interest	Estimated Annual Income	Estimated Yield	Net Change in Portfolio
AMERICAN FIRST CR UN BREA CALIF SH CTF ACT/365 MONTHLY 2.550% 09/15/20 B/E DTD 03/15/19 N/C Security Identifier; 021616AAC3	249,000.00	100.8240	251,051.76	260.94	6,349.50	2.52%	-336.15
INTRUST BK N A CTF DEP 1.250% 03/26/21 B/E DTD 03/27/20 ACT/365 1ST CPN DTE 03/26/21 Security Identifier; 46124GAQ1	246,000.00	100.7690	247,891.74	286.44	3,075.00	1.24%	-1872.06
BANKWELL BK NEW CANAAN CONN CTF DEP %1.150% 03/31/21 B/E DTD 03/31/20 ACT/365 1ST CPN DTE 03/31/21 Security Identifier; 06654BCB5	247,000.00	100.6750	248,667.25	233.47	2,840.50	1.14%	-1,914.25
BMW BK NORTH AMER SALT LAKE CITY UTAH CTF DEP 1.850% 09/27/21 DTD 09/27/21 DTD 09/27/19 ACT/365 Security Identifier; 05580ASL9	247,000.00	101.7860	251,411.42	425.65	4,569.50	1.81%	-2,398.37
<b>Total Certificates of Deposit</b>	<b>989,000.00</b>		<b>999,022.17</b>	<b>1,206.50</b>	<b>16,834.50</b>		<b>-6,520.83</b>

**Estimated**

<b>Accrued Interest</b>	<b>\$1,206.50</b>
<b>Estimated Annual Income</b>	<b>\$16,834.50</b>

<b>Quantity</b>	<b>Market Price</b>	<b>Market Value</b>	<b>Accrued Interest</b>	<b>Estimated Annual Income</b>
989,000.00		\$1,035,710.41	\$1,206.50	\$16,834.50

WILSON COUNTY, TEXAS  
SCHEDULE OF INDEBTEDNESS  
Apr-20

<b>LEASE PURCHASES</b>	SERIES	DATE	INTEREST	TOTAL AMOUNT	TOTAL
Precinct No. 1 Peterbilt Truck	29 of 60	9/25/2017	2.590%	\$116,266.41	\$58,073.94
Precinct No. 1 Asphalt Zipper	38 of 60	6/4/2018	3.690%	\$143,580.00	\$93,977.99
Precinct No. 1 Volvo Wheel Loader	55 of 60	11/25/2019	3.690%	\$165,959.00	\$153,266.65
Precinct No. 2 Truck	14 of 60	5/3/2016	2.340%	\$111,696.01	\$25,320.74
Precinct No. 2 Caterpillar 12M3 Motor Grader	20 of 60	10/16/2017	4.200%	\$232,684.00	\$122,434.19
Precinct No. 3 Peterbilt Dump Truck	35 of 60	12/12/2017	2.5900%	\$116,266.11	\$70,166.02
Precinct No. 3 Water Truck	19 of 36	11/9/2018	3.8900%	\$49,000.00	\$26,571.58
Precinct No. 3 Volvo Wheel Loader	56 of 60	12/9/2019	3.6900%	\$123,150.00	\$115,626.90
Precinct No. 4 Peterbilt Dump Truck	37 of 60	4/23/2018	3.5240%	\$114,212.99	\$70,934.34
Precinct No. 4 Peterbilt Dump Truck	39 of 60	6/7/2018	3.7400%	\$114,196.57	\$76,628.88
<b>TOTAL LEASE PURCHASES</b>				<b>\$1,287,011.09</b>	<b>\$813,001.23</b>
<b>BONDED DEBT</b>					
Series 2014 Limited Tax Refunding Bond	2014	2/20/2014	2.50%	\$8,215,000.00	\$6,380,000.00
<b>GRAND TOTAL</b>				<b>\$9,502,011.09</b>	<b>\$7,193,001.23</b>

Jan Hartl  
County Treasurer  
Wilson County

**AFFIDAVIT  
WILSON COUNTY TREASURER'S REPORT  
FOR THE MONTH OF APRIL 2020  
REGULAR TERM**

We, the undersigned County Commissioners and County Judge of Wilson County, have compared, and examined the report of Jan Hartl, County Treasurer of Wilson County, for the month of APRIL . Finding same correct and Article 114.026 of the Local Government Code has been complied with, we have caused an order to be entered upon the minutes of Commissioners' Court meeting stating the approval of Treasurer's report by our court. The amount of cash and other amounts in the custody of the County Treasurer, Jan Hartl, for APRIL are:

WILSON COUNTY GENERAL FUNDS	811,362.35
OTHER BANK ACCOUNTS	<u>536,282.66</u>
TOTAL	1,347,645.01

INVESTMENTS:	
CERTIFICATES OF DEPOSIT	589,524.06
TEXPOOL	13,692,072.46
TEXAS CLASS - CONSTRUCTION INTEREST & SINKING	57,357.23
FINANCIAL NORTHEASTERN SERVICES - BROKER CD'S	<u>1,000,000.00</u>
TOTAL	15,338,953.75

TOTAL	16,686,598.76
-------	---------------

COMBINED INDEBTEDNESS	7,193,001.23
-----------------------	--------------

WITNESS our hands, officially this the 8th day of JUNE 2020


\_\_\_\_\_  
County Judge

\_\_\_\_\_  
Commissioner Prec. #1

\_\_\_\_\_  
Commissioner Prec. #3

\_\_\_\_\_  
Commissioner Prec. #2

\_\_\_\_\_  
Commissioner Prec. #4



\_\_\_\_\_  
Eva S. Martinez  
County Clerk, Wilson County