

September 28, 2020

*The Honorable Commissioners' Court
Wilson County
Floresville, TX 78114*

Honorable Members of the Court:

In compliance with Article 114.026 of the Local Government Code, and also in compliance with House Bill 2459, Public Funds Investment Act, this monthly report and investment report for the month ending August 31, 2020 is submitted for your review for the recording in the minutes of the court.


The investments have been made in compliance with Wilson County's investment policy. It will be the objective of the county to earn the maximum rate of return allowed on its investments within policies imposed by its safety and liquidity objectives.

In accordance with House Bill 2459, Wilson County has diversified its portfolio. The total balance of all funds is \$13,236,540.45. Wilson County has 0.06% in Cash Management Accounts, 0.05% in Certificates of Deposits, 0.82% in Texpool, 0.07% in Broker CD's, and 0.00% in Texas Class. The deposits and withdrawals of the accounts are listed on the following pages.

Investments are made with the intention of holding to maturity, but with the ability to liquidate should funds be needed. Total interest earned for the month ending August 31, 2020 is \$1,893.71. The average rate of return for the month being .23%.

It is an honor for me, as your County Treasurer to serve the Court and the citizens as the Certified Investment Officer for Wilson County.

Respectfully Submitted,


*Jan Hartl
Wilson County Treasurer*

09-10-2020
TIME:09:49 AM

SPECIFIED-ACTIVITY-REPORT -- 08-01-2020 THRU 08-31-2020

PAGE 1
PREPARER:0005

ACCOUNT NUMBER AND TITLE	STARTING BALANCE	DEBIT BALANCE	CREDIT BALANCE	ENDING BALANCE
12-010-010 CASH IN BANK GENERAL FUND	3,155,835.89-	1,306,539.42	939,867.61	2,789,164.08-
13-010-010 CASH IN BANK	50,944.65	1,672.16	0.00	52,616.81
19-010-010 CASH IN BANK	523,678.94	1,220.76	25,829.75	499,069.95
20-010-010 CASH IN BANK LEOSE ACCT	45,815.00	0.00	0.00	45,815.00
21-010-010 R&B #1 CASH IN BANK	283,675.09	22,357.30	48,179.75	257,852.64
22-010-010 R&B #2 CASH IN BANK	562,613.95	36,556.85	168,647.49	430,523.31
23-010-010 R & B #3 CASH IN BANK	344,397.66	27,133.44	160,863.53	210,667.57
24-010-010 R&B #4 CASH IN BANK	541,286.76	35,399.16	89,695.19	486,990.73
25-010-010 TOTAL CASH IN BANK CIVIL FEES REPOR	0.00	9,462.50	0.00	9,462.50
26-010-010 CASH COURTHOUSE SECURITY	165,273.65-	2,223.08	20,107.05	183,157.62-
27-010-010 SPECIALITY COURT CASH IN BANK	159.99	55.00	0.00	214.99
28-010-010 CASH IN BANK	63.82	14.90	0.00	78.72
29-010-010 CASH IN BANK	4,031.46	442.35	0.00	4,473.81
33-010-010 E & O CASH IN BANK	8,340.50-	370.00	0.00	7,970.50-
34-010-010 LIBRARY CASH IN BANK	192,622.75	5,383.58	28,744.00	169,262.33
36-010-010 JURY CASH IN BANK	248.33	5,298.34	240.00	5,306.67
37-010-010 CASH IN BANK - STATE COURT COST & F	325.47-	205.55	694.06	813.98-
39-010-010 SUBDIVISION CASH IN BANK	87,132.88	0.00	4,410.00	82,722.88
40-010-010 RECORDING FEE CASH N BANK	736,558.92	24,341.40	0.00	760,900.32
42-010-010 CASH CHILD ABUSE FUND	0.00	0.00	0.00	0.00
43-010-010 CASH PRETRIAL INTERV PROGRAM FUND	191,535.80	6,900.00	6,467.99	191,967.81
44-010-010 J.P.TECH CASH IN THE BANK	15,713.08	616.61	259.27	16,070.42
46-010-010 O.C. HOLDING ACCOUNT-CASH IN BANK	15,750.00	0.00	0.00	15,750.00
48-010-010 CASH IN BANK	0.00	0.00	0.00	0.00
50-010-010 COUNTY TIP GRANT	95,401.30	0.00	0.00	95,401.30
51-010-010 FEMA 4223 DR TX BANK	0.01	0.00	0.00	0.01
52-010-010 VAWA-GRANT 3015403	35,469.02-	24,357.54	11,168.10	22,279.58-
53-010-010 VOCA GRANT 3309902 BANK ACCT	54,049.21-	8,160.00	4,643.72	50,532.93-
54-010-010 CASH IN BANK - HOT CHECK HOLDING	75.00-	629.06	629.06	75.00-
55-010-010 BODY ARMOR-GRANT-3513201	0.00	0.00	0.00	0.00
56-010-010 OFFICER SAFETY - GRANT 35626-01	0.00	0.00	0.00	0.00
57-010-010 J.P. HOLDING ACCOUNT CASH IN BANK	103,649.62	201,382.39	178,127.13	126,904.88
59-010-010 CASH IN BANK - INMATE PH	46,624.39	3,202.70	0.00	49,827.09
62-010-010 CASH IN BANK-COMMUNITY ECONOMIC DEV	3,816.37	0.00	0.00	3,816.37
63-010-010 COUNTY CLERK TECH - CASH IN BANK	2,593.00	8.00	0.00	2,601.00
64-010-010 JUV CASE MGT FUND - CASH IN BANK	125.00	0.00	0.00	125.00
89-010-010 CASH IN BANK-SS SHOOTING FUND	0.00	0.00	0.00	0.00
95-010-010 LAW LIBRARY PAYROLL	53,360.74-	0.00	1,564.92	54,925.66-
GROUP-TOTAL	375,709.29	1,723,932.09	1,690,138.62	409,502.76
REPORT TOTAL	375,709.29	1,723,932.09	1,690,138.62	409,502.76

Safekeping Receipt	SK Code	Cusip	ID #	Current Face	Original Face	Description	ASC 320	Moody / S&P	Coupon	Maturity	Book Value	Fair Value
160075974	1001	3137AFX2	100785	72,935.88	1,000,000.00	FHLMC 3941-BE MTHLY-15TH	AFS		2.000	03/15/2026	73,073.54	73,143.20
154079464	1001	3137AWUQ6	100914	214,678.93	1,000,000.00	FHR 4145-LC MTHLY-15TH	AFS		1.500	12/15/2027	215,085.49	217,342.85
160084831	1001	3136ADENS	100900	208,055.03	1,000,000.00	FNR 2013 36-JC MTHLY-25TH	AFS		1.250	04/25/2028	207,989.32	209,185.49
	1001	3128MMVZ0	101109	1,098,770.00	2,000,000.00	FHLMC G #18727	AFS		4.000	03/01/2034	1,139,668.18	1,181,521.12
	1001	31418DCT7	101107	1,092,194.14	2,000,000.00	FNMA #MA3681	AFS		3.000	06/01/2034	1,105,605.11	1,146,803.85
	1001	3132D5Y6	101133	4,014,970.85	5,000,000.00	FHLMC #SB8015	AFS		2.500	11/01/2034	4,057,011.11	4,214,412.23
Items 6											6,798,432.75	7,042,408.74

Status Codes: N = New Purchase S = Sold M = Matured C = Called O = Paid Off * = Pre-refunded T = ASC 320 Transfer I = Impaired
 Note: Refer to the U.S. Government and Agency Ratings report for ratings on treasury, agency and pass through securities.

FIMSER (210) 224-5492
 (210) 224-8787
 9601 McAllister Freeway, Suite 301, San Antonio, Texas 78216-4633

II. Pledge & Safekeeping Reports

08/25/2020 6:47:12PM MIS1002S 10167 Rel 2.4 V36.67

09-27-2020

SPECIFIED-ACTIVITY-REPORT -- 08-01-2020 THRU 08-31-2020

PAGE 1

TIME:07:15 PM - AUGUST 2020 - OTHER BANK ACCOUNTS - CHECKING ACCOUNTS

PREPARER:0005

ACCOUNT NUMBER AND TITLE	STARTING BALANCE	DEBIT BALANCE	CREDIT BALANCE	ENDING BALANCE
65-010-165 COUNTY SEIZURE HOLD CASH IN BANK	40,942.93	0.34	0.00	40,943.27
GROUP-TOTAL	40,942.93	0.34	0.00	40,943.27
67-010-167 CASH IN BANK - BOND I & S	14,091.79	6,979.42	0.00	21,071.21
GROUP-TOTAL	14,091.79	6,979.42	0.00	21,071.21
72-010-172 FEDERAL SEIZURE CASH IN BANK	498.41	0.00	0.00	498.41
GROUP-TOTAL	498.41	0.00	0.00	498.41
73-010-173 CO. ATTY FORFEITURE FUND	6,320.63	0.00	0.00	6,320.63
GROUP-TOTAL	6,320.63	0.00	0.00	6,320.63
76-010-176 CASH IN BANK CREDIT CARD CLEARING	54,865.84	53,359.11	54,615.72	53,609.23
GROUP-TOTAL	54,865.84	53,359.11	54,615.72	53,609.23
90-010-190 4TH COURT OF APPEALS CASH IN BANK	694.80	335.00	0.00	1,029.80
GROUP-TOTAL	694.80	335.00	0.00	1,029.80
93-010-193 ST TAX ACCT CASH IN BANK	6,233.47	18,301.82	0.00	24,535.29
GROUP-TOTAL	6,233.47	18,301.82	0.00	24,535.29
95-010-195 LAW LIBRARY CASH IN BANK	74,218.78	2,080.62	0.00	76,299.40
GROUP-TOTAL	74,218.78	2,080.62	0.00	76,299.40
96-010-196 CO ATTY ACCT CASH IN BANK	28,589.20	65.24	0.00	28,654.44
GROUP-TOTAL	28,589.20	65.24	0.00	28,654.44
97-010-197 CIVIL PREPAR CASH IN BANK	233,031.90	1,726.95	0.00	234,758.85
GROUP-TOTAL	233,031.90	1,726.95	0.00	234,758.85
REPORT TOTAL	459,487.75	82,848.50	54,615.72	487,720.53

CHECKING ACCOUNTS INTEREST FORM

FOR THE MONTH OF AUGUST 2020

Bank Account Name	Account Number	Int. Rate	Amt of Interest
Wilson County General Funds	12-100-610	0.01%	\$8.03
Wilson County Sheriff's Seizure	65-050-001	0.01%	\$0.34
Wilson County Construction Interest & Sinking	67-100-600	0.01%	\$0.23
State Tax Account Interest and Sinking	93-100-001	0.01%	\$0.14
Law Library Interest and Sinking	95-100-415	0.01%	\$0.62
HB #825 Attorney Account	96-100-001	0.01%	\$0.24
Civil Preparedness	97-100-118	0.01%	\$1.95
TOTAL		0.01%	\$11.55

09-27-2020

SPECIFIED-ACTIVITY-REPORT -- 08-01-2020 THRU 08-31-2020

PAGE 1

TIME:06:52 PM - AUGUST 2020 - OTHER BANK ACCOUNTS - CD'S

PREPARER:0005

ACCOUNT NUMBER AND TITLE	STARTING BALANCE	DEBIT BALANCE	CREDIT BALANCE	ENDING BALANCE
12-025-075 INVESTMENTS - TEXPOOL	11,692,072.46	0.00	1,000,000.00	10,692,072.46
GROUP-TOTAL	11,692,072.46	0.00	1,000,000.00	10,692,072.46
12-025-090 INVESTMENT IN CD #30668	200,000.00	0.00	0.00	200,000.00
GROUP-TOTAL	200,000.00	0.00	0.00	200,000.00
65-010-075 COUNTY SEIZURE CD #30311	1,978.29	0.00	0.00	1,978.29
GROUP-TOTAL	1,978.29	0.00	0.00	1,978.29
67-010-075 CASH IN BANK - TEXAS CLASS	57,443.89	15.51	0.00	57,459.40
GROUP-TOTAL	57,443.89	15.51	0.00	57,459.40
80-010-075 JACKSON MEM PARK CD #30461	15,903.41	0.00	0.00	15,903.41
GROUP-TOTAL	15,903.41	0.00	0.00	15,903.41
88-010-076 DEWEES REM HOUSE CD #31515	9,011.95	0.00	0.00	9,011.95
GROUP-TOTAL	9,011.95	0.00	0.00	9,011.95
95-010-075 LAW LIBRARY CD #30030	50,922.67	0.84	0.00	50,923.51
GROUP-TOTAL	50,922.67	0.84	0.00	50,923.51
97-010-075 CIVIL PREPARENESS CD #30434	311,955.32	12.82	0.00	311,968.14
GROUP-TOTAL	311,955.32	12.82	0.00	311,968.14
REPORT TOTAL	12,339,287.99	29.17	1,000,000.00	11,339,317.16

WILSON COUNTY
INVESTMENT TYPE CD
AUGUST 2020

CERTIFICATES OF DEPOSIT

DESCRIPTION	CD#	ORIGINATION DATE	ORIGINATION AMOUNT	MATURITY DATE	INTEREST PAYS	INTEREST RATE	CONTRIBUTION AMOUNT	WITHDRAWAL AMOUNT	INTEREST PAID	ENDING BOOK BALANCE
General Funds	30668	08/11/10	\$200,000.00	08/05/20	Monthly	1.10%		\$186.85	\$186.85	\$200,000.00
Sheriff Seizure Acct	30311	11/16/08	\$1,978.29	11/13/20	Yearly	0.90%				\$1,978.29
Jackson Memorial Fund	31509	05/20/11	\$15,903.41	05/17/20	Yearly	0.25%				\$15,903.41
Deweese Remschel House	31515	11/18/13	\$9,011.95	06/11/21	Yearly	0.25%				\$9,011.95
Law Library	30030	11/11/08	\$50,922.67	08/10/20	Monthly	0.02%			\$0.84	\$50,923.51
Civil Preparedness	30434	11/17/09	\$311,955.32	08/17/20	Monthly	0.05%			\$12.82	\$311,968.14
TOTALS			\$689,771.64						\$200.51	\$589,785.30

INVESTMENT POOL - TEXPOOL

DESCRIPTION	INTEREST PAYS	INTEREST RATE	BEGINNING PRINCIPAL	CONTRIBUTION AMOUNT	WITHDRAWAL AMOUNT	MONTHLY INTEREST PAID	ENDING BOOK VALUE
449/7880600001	Monthly	0.1768%	\$11,692,072.46		\$1,001,666.14	\$1,666.14	\$10,692,072.46

S CLASS - WILSON COUNTY COUNSTRUCTION INTEREST & SINKING ACCOUNT

DESCRIPTION	INTEREST PAYS	INTEREST RATE	BEGINNING PRINCIPAL	CONTRIBUTION AMOUNT	WITHDRAWAL AMOUNT	MONTHLY INTEREST PAID	ENDING BOOK VALUE
TX-01-0499-0002 Int & Sinking Construct Acct	Monthly	0.32%	\$57,443.89			\$15.51	\$57,459.40

Total Investments

\$11,339,317.16

**TEXAS CLASS INTEREST
AUGUST 2020**

Date	Daily Rate (%)	YTD Yield (%)	7-Day Yield (%)	WAM Days to Reset	WAM Days to Final	Daily Dividend	Net Asset Value (NAV)
8/1/2020	0.3954	1.1359	0.406	52	71	1.08E-05	1.00038109
8/2/2020	0.3954	1.1324	0.4029	52	71	1.08E-05	1.00038109
8/3/2020	0.3674	1.1289	0.3964	52	71	1.00E-05	1.00038074
8/4/2020	0.3597	1.1254	0.3888	53	74	9.83E-06	1.00037612
8/5/2020	0.3483	1.1218	0.3807	54	77	9.52E-06	1.00037636
8/6/2020	0.3451	1.1182	0.3724	56	79	9.43E-06	1.00037172
8/7/2020	0.3352	1.1147	0.3638	56	80	9.16E-06	1.00034032
8/8/2020	0.3352	1.1112	0.3552	56	80	9.16E-06	1.00034032
8/9/2020	0.3352	1.1077	0.3466	56	80	9.16E-06	1.00034032
8/10/2020	0.3325	1.1042	0.3416	58	81	9.08E-06	1.00033519
8/11/2020	0.3251	1.1007	0.3366	57	81	8.88E-06	1.00032436
8/12/2020	0.3273	1.0973	0.3336	57	82	8.94E-06	1.00032711
8/13/2020	0.3295	1.0939	0.3314	59	84	9.00E-06	1.00033018
8/14/2020	0.3167	1.0904	0.3288	60	84	8.65E-06	1.00031556
8/15/2020	0.3167	1.0871	0.3261	60	84	8.65E-06	1.00031556
8/16/2020	0.3167	1.0837	0.3235	60	84	8.65E-06	1.00031556
8/17/2020	0.3179	1.0804	0.3214	57	81	8.69E-06	1.00031553
8/18/2020	0.3177	1.0771	0.3204	57	81	8.68E-06	1.00031081
8/19/2020	0.3174	1.0738	0.319	56	81	8.67E-06	1.00031752
8/20/2020	0.3051	1.0705	0.3155	55	82	8.34E-06	1.00028588
8/21/2020	0.2951	1.0672	0.3124	55	84	8.06E-06	1.00026508
8/22/2020	0.2951	1.0639	0.3093	55	84	8.06E-06	1.00026508
8/23/2020	0.2951	1.0606	0.3062	55	84	8.06E-06	1.00026508
8/24/2020	0.2857	1.0574	0.3016	54	83	7.81E-06	1.0002718
8/25/2020	0.2865	1.0541	0.2971	55	84	7.83E-06	1.00027883
8/26/2020	0.2851	1.0509	0.2925	55	85	7.79E-06	1.00026441
8/27/2020	0.2804	1.0477	0.289	56	86	7.66E-06	1.00025861
8/28/2020	0.2791	1.0445	0.2867	56	86	7.63E-06	1.00024127
8/29/2020	0.2791	1.0413	0.2844	56	86	7.63E-06	1.00024127
8/30/2020	0.2791	1.0382	0.2821	56	86	7.63E-06	1.00024127
8/31/2020	0.2775	1.0351	0.281	54	84	7.58E-06	1.00025262



Pool Information

Location: 78806
Wilson County

TexPool

Average Daily Net Yield for August 0.1768%
Average Dividend Factor for August 0.000004845

Information as of

September 24, 2020
Daily Net Yield 0.1320%
Dividend Factor 0.000003617
7 Day Net Yield 0.14%
Daily Assets \$22,596,054,144.01
Weighted Average Maturity 39 days
Weighted Average Life 112 days
NAV 1.00030

TexPool Prime

Average Daily Net Yield for August 0.3404%
Average Dividend Factor for August 0.000009327

Information as of

September 24, 2020
Daily Net Yield 0.2514%
Dividend Factor 0.000006889
7 Day Net Yield 0.25%
Daily Assets \$7,674,117,716.51
Weighted Average Maturity 53 days
Weighted Average Life 55 days
NAV 1.00023

Contact Information

Participant Services 1-866-839-7665

Performance quoted represents past performance which is no guarantee of future results. Investment return will vary. The value of an investment when redeemed may be worth more or

09-28-2020

SPECIFIED-ACTIVITY-REPORT -- 08-01-2020 THRU 08-31-2020

PAGE 1

TIME:07:39 AM - AUGUST 2020 - OTHER BANK ACCOUNTS - BROKER CD'S

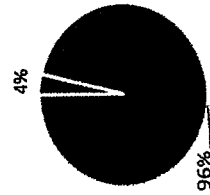
PREPARER:0005

ACCOUNT NUMBER AND TITLE	STARTING BALANCE	DEBIT BALANCE	CREDIT BALANCE	ENDING BALANCE
12-025-085 INVESTMENTS - PERSHING LLC	1,005,575.41	0.00	0.00	1,005,575.41
GROUP-TOTAL	1,005,575.41	0.00	0.00	1,005,575.41
REPORT TOTAL	1,005,575.41	0.00	0.00	1,005,575.41

BEGINNING ACCOUNT VALUE (AUGUST 1, 2020 - AUGUST 31, 2020)

Dividends, Interest and Other Income	\$1,036,522.54
Net Changes in Portfolio	539.27
	-1,154.35
Estimated Annual Income	\$16,834.50

Net Changes in Portfolio is the difference between the ending account value and beginning account value after activity.



Percent	Asset Type	This Period
4%	Cash, Money Funds, and Bank Deposits	38,810.54
96%	Fixed Income	997,096.92
100%	Account Total (Pie Chart)	\$ 1,035,907.46

	Current Period		Year to Date	
	Taxable	Non Taxable	Taxable	Non-Taxable
Interest Income	539.27	0.00	16,538.06	0.00
Other Interest	\$539.27	\$0.00	\$16,538.06	\$0.00
Total Income				

	Current Period		Year to Date	
	Credits This Period	Debits This Period	Credits Year to Date	Debits Year to Date
Securities				
Securities Bought	0.00	0.00	0.00	-493,000.00
Total Securities	0.00	\$0.00	\$0.00	(\$493,000.00)
Dividends and Interest				
Distributions	\$539.27	\$0.00	\$16,538.06	\$0.00
Totals	\$539.27	\$0.00	\$529,538.06	(\$493,000.00)
				\$16,538.06
				\$513,000.00
				\$36,538.06

Portfolio Holdings

Description	Quantity	Opening Balance	Closing Balance	Accrued Income	30-Day Yield
-------------	----------	-----------------	-----------------	----------------	--------------

CASH, MONEY FUNDS AND BANK DEPOSITS 4.00% of Portfolio

Cash Balance	38,271.27	38,810.54			
--------------	-----------	-----------	--	--	--

TOTAL CASH, MONEY FUNDS AND BANK DEPOSITS

	\$38,271.27	\$38,810.54	\$0.00		
--	-------------	-------------	--------	--	--

Description

FIXED INCOME 96.00% of Portfolio (In Maturity Date Sequence

Certificate of Deposit

Description	Quantity	Market Price	Market Value	Accrued Interest	Estimated Annual Income	Estimated Yield	Net Change in Portfolio
AMERICAN FIRST CR UN BREA CALIF SH CTF ACT/365 MONTHLY 2.550% 09/15/20 B/E DTD 03/15/19 N/C Security Identifier; 021616AAC3	249,000.00	100.1040	249,258.96	278.33	6,349.50	2.54%	-507.96
INTRUST BK N A CTF DEP 1.250% 03/26/21 B/E DTD 03/27/20 ACT/365 1ST CPN DTE 03/26/21 Security Identifier; 46124GAQ1	246,000.00	100.6760	247,662.96	1,322.67	3,075.00	1.24%	-184.50
BANKWELL BK NEW CANAAN CONN CTF DEP %1.150% 03/31/21 B/E DTD 03/31/20 ACT/365 1ST CPN DTE 03/31/21 Security Identifier; 06654BCB5	247,000.00	100.6330	248,563.51	1,190.68	2,840.50	1.14%	-163.02
BMW BK NORTH AMER SALT LAKE CITY UTAH CTF DEP 1.850% 09/27/21 DTD 09/27/21 DTD 09/27/19 ACT/365 Security Identifier; 05580ASL9	247,000.00	101.8670	251,611.49	1,965.51	4,569.50	1.81%	-298.87
Total Certificates of Deposit	989,000.00		\$997,096.92	\$4,757.19	\$16,834.50		-1,154.35

Estimated Annual Income

Quantity	Market Price	Market Value	Accrued Interest	Estimated Annual Income
989,000.00		\$997,096.92	\$4,757.19	\$16,834.50
		\$1,035,907.46	\$4,757.19	\$16,834.50

TOTAL FIXED INCOME

Portfolio Holdings

-1,154.35

Transactions by Type of Activity - Broker CD's

Settlement Date	Activity Type	Description	Quantity	Price	Accrued Interest	Amount	Currency
Securities Bought and Sold							
Dividends and Interest							
8/17/2020	BOND INTEREST RECEIVED 02616AAC3	249000 AMERICAN FIRST CR UN BREA CALIF SH CTF 2.550% 9/15/20 DTD 03/15/19 RD 07/31 PD 08/15/20				539.27	USD
Total Dividends and Interest					\$0.00	\$539.27	USD
Total Value of Transactions					\$0.00	\$539.27	USD

Cash Not Yet Received

Security	Record Date	Payable Date	Quantity Held	Rate	Dividend Options	Amount of Payment
Interest AMERICAN FIRST CR UN BREA CALIF SH CTF 2.550% 9/15/20	8/31/2020	9/15/2020	249,000.00	0.002166%	Cash	539.27

Total Cash Not Yet Received

539.27

Assets shown here are not reflected in our account. This information has been received from sources we believe to be reliable. Pershing does not guarantee the accuracy of the information.

WILSON COUNTY, TEXAS
SCHEDULE OF INDEBTEDNESS
Aug-20

LEASE PURCHASES	SERIES	DATE	INTEREST	TOTAL AMOUNT	TOTAL
Precinct No. 1 Peterbilt Truck	25 of 60	9/25/2017	2.590%	\$116,266.41	\$50,277.97
Precinct No. 1 Asphalt Zipper	34 of 60	6/4/2018	3.690%	\$143,580.00	\$84,593.92
Precinct No. 1 Volvo Wheel Loader	51 of 60	11/25/2019	3.690%	\$165,959.00	\$142,971.54
Precinct No. 2 Truck	10 of 60	5/3/2016	2.340%	\$111,696.01	\$17,597.93
Precinct No. 2 Caterpillar 12M3 Motor Grader	16 of 60	10/16/2017	4.200%	\$232,684.00	\$106,841.65
Precinct No. 3 Peterbilt Dump Truck	31 of 60	12/12/2017	2.5900%	\$116,266.11	\$62,488.17
Precinct No. 3 Water Truck	15 of 36	11/9/2018	3.8900%	\$49,000.00	\$21,112.54
Precinct No. 3 Volvo Wheel Loader	52 of 60	12/9/2019	3.6900%	\$123,150.00	\$108,010.83
Precinct No. 4 Peterbilt Dump Truck	33 of 60	4/23/2018	3.5240%	\$114,212.99	\$63,419.07
Precinct No. 4 Peterbilt Dump Truck	35 of 60	6/7/2018	3.7400%	\$114,196.57	\$69,190.57
TOTAL LEASE PURCHASES				\$1,287,011.09	\$726,504.19
BONDED DEBT					
Series 2014 Limited Tax Refunding Bond	2014	2/20/2014	2.50%	\$8,215,000.00	\$6,380,000.00
GRAND TOTAL				\$9,502,011.09	\$7,106,504.19

Jan Hartl
County Treasurer
Wilson County

**AFFIDAVIT
WILSON COUNTY TREASURER'S REPORT
FOR THE MONTH OF AUGUST 2020
REGULAR TERM**

We, the undersigned County Commissioners and County Judge of Wilson County, have compared, and examined the report of Jan Hartl, County Treasurer of Wilson County, for the month of AUGUST . Finding same correct and Article 114.026 of the Local Government Code has been complied with, we have caused an order to be entered upon the minutes of Commissioners' Court meeting stating the approval of Treasurer's report by our court. The amount of cash and other amounts in the custody of the County Treasurer, Jan Hartl, for AUGUST are:

WILSON COUNTY GENERAL FUNDS	409,502.76
OTHER BANK ACCOUNTS	487,720.53
TOTAL	<u>897,223.29</u>

INVESTMENTS:	
CERTIFICATES OF DEPOSIT	589,785.30
TEXPOOL	10,692,072.46
TEXAS CLASS - CONSTRUCTION INTEREST & SINKING	57,459.40
FINANCIAL NORTHEASTERN SERVICES - BROKER CD'S	1,000,000.00
TOTAL	<u>12,339,317.16</u>


TOTAL	13,236,540.45
-------	---------------

COMBINED INDEBTEDNESS	7,106,504.19
-----------------------	--------------


WITNESS our hands, officially this the 28TH day of SEPTEMBER 2020



County Judge




Commissioner Prec. #1





Commissioner Prec. #3



Commissioner Prec. #2



Commissioner Prec. #4

Eva S. Martinez
County Clerk, Wilson County